

宁波欧乐机械有限公司
NINGBO OULE MACHINE CO., LTD.

宁波德克刀具有限公司
NINGBO DEREK TOOLS CO.,LTD.

营销总部 SALES CENTER

地址: 浙江省宁波市鄞州区鄞县大道1357号广博国贸中心23楼
Add: 23th Floor, Guangbo Bld, No.1357, Middle section of Yinxian Ave, Yinzhou, Ningbo, Zhejiang
电话/ Tel: 0574-26286999 26287770/71/73/76
传真/ Fax: 0574-26283999
邮箱/ E-mail: sales@derekmetal.com
网址/ Web: www.derekmetal.com

国际贸易 OVERSEAS

电话/ Tel: +86-574-26287772
邮箱/ E-mail: sales1@derekmetal.com
网址/ Web: www.derekttools.com

江苏分部 JIANGSU BRANCH

电话/ Tel: 0512-57777308 57777309
传真/ Fax: 0512-57777309

广东分部 GUANGDONG BRANCH

电话/ Tel: 0769-81199996 85305802
传真/ Fax: 0769-81199995



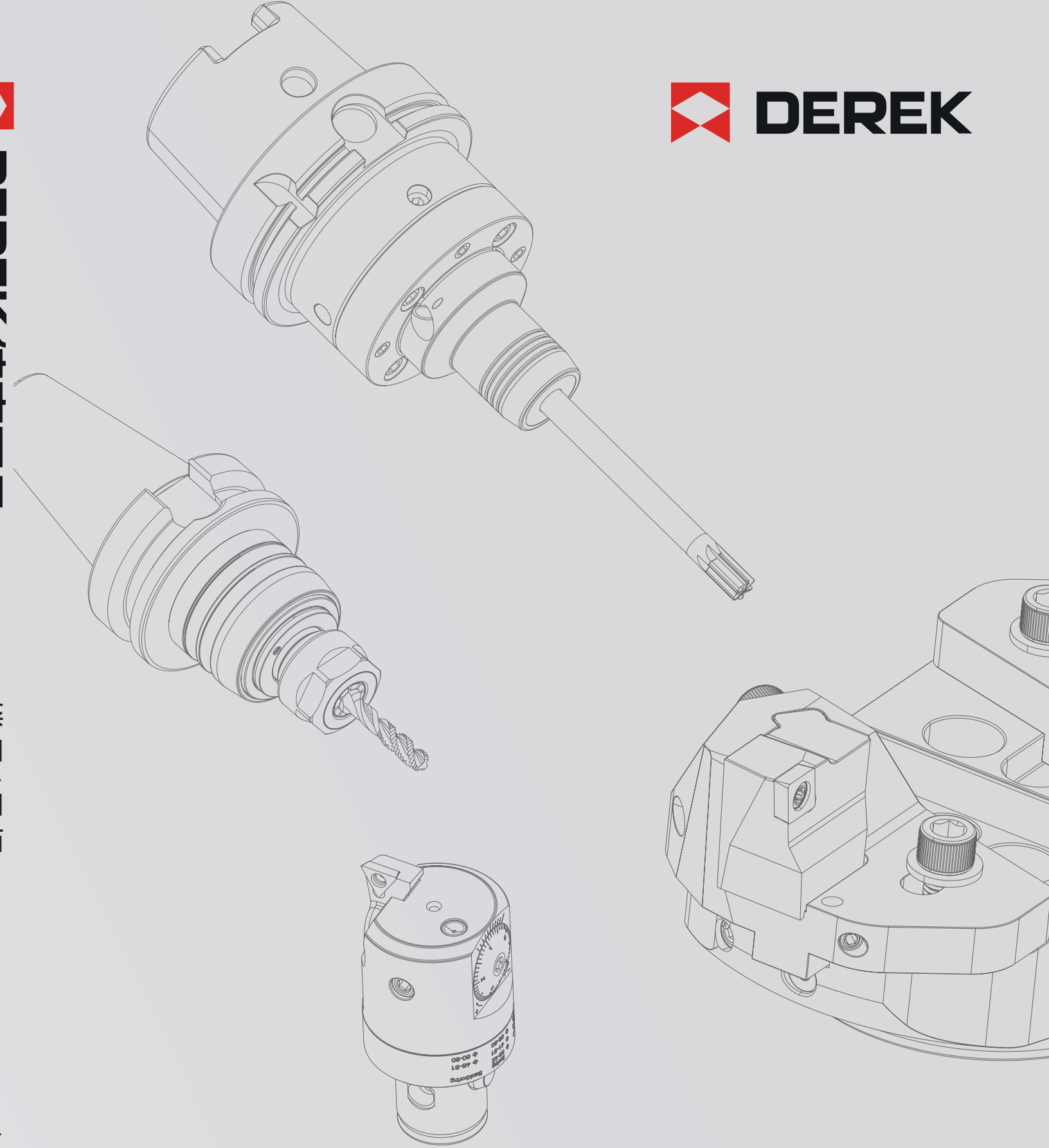
我们保留技术更新、改善产品权利
We reserve the rights to update the products
specification without prior notice.



DEREK 德克刀具

镗刀 / 刀柄

2023年



**BORING
TOOLING**



ABOUT DEREK

德克简介



工厂1
Factory I



工厂2
Factory II




工厂3
Factory III

宁波欧乐机械有限公司及宁波德克刀具有限公司为“DEREK”刀具品牌在国内的制造加工企业及营销中心，并在中国宁波设有占地 25 亩的一期工厂加工区及占地 30 亩的二期工厂加工区。

公司自 1993 年成立至今，20 多年专注于研发，是国内极少数拥有完整数控刀具现代化生产线的制造企业，拥有 30 多项核心专利，多项国际认证，享誉海内外客户及业内同行！

Ningbo Oule Machine Co., Ltd., established in 1993, is the research and manufacturing center of Derek Tools and specialized in CNC milling cutters, turning tools, tool holders, and boring tools. Our mission is to provide high quality products and a-class service, including providing our customers with tools solution, helping them get smooth production.



检测部
Testing Dept.

德克刀具每款产品都承载着“制造一流产品、提供一流服务”企业宗旨，“为客户提供数控刀具整体解决方案、助其更好的服务市场以获得全球性的成功”是德克刀具的企业诉求。

通过不断技术革新，德克刀具客户遍布70多个国家和地区，建立了初步的全球营销网络！通过大量专业人才和先进的高科技生产检测设备，在先进管理理念和国际质量体系的引导下，通过公司全体员工的智慧和不断辛勤努力开发的德克刀具以其新颖的结构、精湛的工艺、优越的性能，德克刀具获得了客户的一致好评和广泛认同。

We work with the most experienced engineers in high precise tools area, and we have the testing equipments to make sure our tools are qualified. During the past years, we focused on the further development, working with high-tech research institutions all over the world. With our efforts, we won an award of patent of 0.002mm precision adjustmet for FBH micro boring tools.

Meanwhile, we improved the whole factory management level. Today, Derek enjoys good reputation among the CNC tools field.



高新技术企业



FBH Micro-boring Tool FBH 极细微调精镗刀 A02	FBH Micro Back-boring Tool FBH 极细微调精镗反镗刀 A02	FBH Micro-boring Body FBH 极细微调精镗刀-精镗刀本体 A02	FBH Micro-boring Bar FBH 精镗刀杆 A03
Insert Holder For FBH Boring Tool FBH 精镗刀片座 A03	DCK3-FBH32P Micro-finishing Boring Kit DCK3-FBH32P 极细微调精镗孔系统 A04	DCK4-FBH40P Micro-finishing Boring Kit DCK4-FBH40P 极细微调精镗孔系统 A05	DCK5-FBH50P Micro-finishing Boring Kit DCK5-FBH50P 极细微调精镗孔系统 A06
DCK6-FBH63P Micro-finishing Boring Kit DCK6-FBH63P 极细微调精镗孔系统 A07	DCK6-FBH80 Micro-finishing Boring Tool DCK6-FBH80 极细微调精镗孔系统 A08	CBH Finish Boring Tool CBH 微调精密镗头 A11	FMS-CBH Large Diameter Boring Tool For Finishing FMS-CBH 大径微调精密镗头 A12
FMX-CBH Large Diameter Boring Tool For Finishing FMX-CBH 大径微调精密镗头 A13	FMX-CBH Large Diameter Boring Tool For Finishing FMX-CBH 大径微调精密镗头 A14	CBHM Boring Tool For Pin Turning CBHM 微调精密外镗头 A15	CBHL Boring Tool For Pin Turning (Large Diameter) CBHL 微调精密外镗头 A16
DBJ10/12/16 Micro-boring Head DBJ10/12/16 微调精密镗头 A17	DBJ10/12/16 Micro-boring Bar DBJ10/12/16 微调镗头刀杆 A17-A18	DBJ Micro-boring Tool Kit DBJ 微调精密镗头套组 A18	DBJ Collet For Solid Carbide Boring Bar DBJ 硬质合金镗刀杆专用筒夹 A19
DT Solid Carbide Boring Bar DT 硬质合金镗刀杆 A19	DEB Insert Holder DEB 拾弃式镗头 A19	NBH2084 Micro-boring Head NBH2084 微调精密镗头 A20	DBJ20 Micro-Boring Bar DBJ20 微调精密镗头刀杆 A20
NBH2084 Micro-Boring Tool Kit NBH2084 微调精密镗头套组 A20	ABH Rough Boring Tool ABH 分体式粗镗头 A21	ABH 6° Rough Boring Tool ABH 6° 分体式粗镗头 A21	ABH Rough Back-boring Tool ABH 反镗式粗镗头 A22
ABH Twin-bit Rough Boring Body ABH 分体式粗镗头本体 A22	Inserts Holder For ABH Rough Boring Tool ABH 粗镗头刀座 A23	Cartridge For ABH 6° Rough Boring Tool ABH 6° 粗镗头刀座 A23	Inserts Holder For ABH Rough Back-boring Tool ABH 反镗式粗镗头刀座 A24

DBH Rough Boring Tool DBH 分体式粗镗头 A25	Cartridge for DBH Rough Boring Tool DBH 粗镗头刀座 A25	DBH 6° Rough Boring Tool DBH 6° 分体式粗镗头 A26	Cartridge for DBH 6° Rough Boring Tool DBH 6° 粗镗头刀座 A26
FMS-DBH Large Diameter Rough Boring Tool FMS-DBH 大径双刃粗镗头 A27	FMX-DBH Large Diameter Rough Boring Tool FMX-DBH 大径双刃粗镗头 A28	FMX-DBH Large Diameter Rough Boring Tool FMX-DBH 大径双刃粗镗头 A29	BSA 45° Boring Holder With Square Boring Bit BSA45度粗镗孔刀柄 A30
BSB 90° Boring Holder With Square Boring Bit BSB90度粗镗孔刀柄 A31	TBS Square Boring Bit TBS 舍弃式镗孔刀杆 A32	CBS Square Boring Bit CBS 舍弃式镗孔刀杆 A33	SB Fixed Rough Boring Bar SB 固定式粗镗刀杆 A34
KSD-W Indexable Insert Drill (3xD) KSD-W 舍弃式快速钻头 (3倍长) A35-A36	KSD-W Indexable Insert Drill (4xD) KSD-W 舍弃式快速钻头 (4倍长) A37-A38	KSD-S Indexable Insert Drill (3xD) KSD-S 舍弃式快速钻头 (3倍长) A39-A40	KSD-S Indexable Insert Drill (4xD) KSD-S 舍弃式快速钻头 (4倍长) A41-A42
KSD-S Indexable Insert Drill (4xD) KSD-S 舍弃式快速钻头 (5倍长) A43-A44	HSK-DCK Boring Adapter HSK-DCK 镗头刀柄 A45-A46	BT-DCK Boring Adapter BT-DCK 镗头刀柄 A47-A48	BBT-DCK Boring Adapter BBT-DCK 镗头刀柄 A49-A50
SK-DCK Boring Adapter SK-DCK 镗头刀柄 A51-A52	CAT-DCK Boring Adapter CAT-DCK 镗头刀柄 A53	NBH2084 Boring Adapter NBH2084 镗头刀柄 A53	FM Boring Adapter FM 镗头刀柄 A54
DCK Extension DCK 等径延长接柄 A55	DCK Reducer DCK 异径转换接柄 (大接小) A55	CR Chamfering Cutter CR 倒角刀 A56	MKT Boring Cartridge MKT 微调精密镗单元 A58
MAC Boring Cartridge MAC 微调精密镗刀座 A60	Inserts Holder SFC For Roughing SFC 粗镗刀座 A62	Inserts Holder SFC For Roughing SFC 粗镗刀座 A62	Inserts Holder SLC For Roughing SLC 粗镗刀座 A62

Inserts Holder SSC For Roughing
SSC 粗镗刀座



A63

Inserts Holder SSC For Roughing
SSC 粗镗刀座



A63

HSK Blank Adapter
HSK 毛坯刀柄



A64

BT Blank Adapter
BT 毛坯刀柄



A64

SK Blank Adapter
SK 毛坯刀柄



A64

Manuals Of Boring Tools
镗刀说明书



A69-A75

HSK-DHP-Z Adjustable Hydraulic Chuck
HSK-DHP-Z 可调液压刀柄



C11

HSK-SF-Z Adjustable Shrink Fit Chuck
HSK-SF-Z 可调热缩刀柄



C11

BT-DHP-Z Adjustable Hydraulic Chuck
BT-DHP-Z 可调液压刀柄



C12

BT-SF-Z Adjustable Shrink Fit Chuck
BT-SF-Z 可调热缩刀柄



C12

SK-DHP-Z Adjustable Hydraulic Chuck
SK-DHP-Z 可调液压刀柄



C13

SK-SF-Z Adjustable Shrink Fit Chuck
SK-SF-Z 可调热缩刀柄



C13

FL-DHP-Z Adjustable Hydraulic Head
FL-DHP-Z 可调液压头



C14

FL-SF-Z Adjustable Shrink Fit Head
FL-SF-Z 可调热缩头



C14

HSK-A-FL Adjustable Adapter
HSK-A-FL 可调基础柄



C15

BT-FL Adjustable Adapter
BT-FL 可调基础柄



C15

SK-FL Adjustable Adapter
SK-FL 可调基础柄



C15

HSK-A-DHP Hydraulic Chuck
HSK-A-DHP 液压刀柄



C16-C17

HSK-A-DHP Super Slim Hydraulic Chuck
HSK-A-DHP 超细长液压刀柄



C17

HSK-A-SF Shrink Fit Holder
HSK-A-SF 烧结式热装刀柄 (一体式)



C18-C19

HSK-A-DSF Shrink Fit Holder
HSK-A-DSF 烧结式热装刀柄 (分体式)



C20

HSK-A-DC Precision Slim Collet Chuck
HSK-A-DC 小径精密筒夹刀柄



C20

HSK-A-GSK High Precision Collet Chuck
HSK-A-GSK 高速精密筒夹刀柄



C21

HSK-A-ER Spring Collet Chuck
HSK-A-ER 弹性筒夹刀柄



C22-C23

HSK-A-VER Split Synch Tapping Chuck
HSK-A-VER 分体式微补偿攻牙刀柄



C23

HSK-TPM Tapping Chuck With High Rigidity
HSK-TPM 扭力伸缩攻牙刀柄



C24

HSK-A-HPM High-Speed Power Chuck
HSK-A-HPM 高速强力刀柄



C24

HSK-A-HPC High-Speed Power Chuck
HSK-A-HPC 高速强力刀柄



C25

HSK-A-SLN Side-lock Holder
HSK-A-SLN 侧固式刀柄



C26

HSK-A-SLNB Side-lock Holder
HSK-A-SLNB 侧固式刀柄



C27

HSK-A-MTA Morse Taper Adapter
HSK-A-MTA 莫氏锥套刀柄 (钻头套筒)



C27

HSK-A-SPU Drill Chuck Holder
HSK-A-SPU 直结式钻夹头刀柄



C28

HSK-A-FMB Face Mill Holder
HSK-A-FMB 平面铣刀柄



C28

HSK-A-DSC Side Cutter Holder
HSK-A-DSC 侧铣刀柄



C29

BT-DHP Hydraulic Chuck
BT-DHP 液压刀柄



C30-C31

BT-DHP Super Slim Hydraulic Chuck
BT-DHP 超细长液压刀柄



C32

BT-SF Shrink Fit Holder
BT-SF 烧结式热装刀柄 (一体式)



C33-C35

BT-DSF Shrink Fit Holder
BT-DSF 烧结式热装刀柄 (分体式)



C35

BT-DC Precision Slim Collet Chuck
BT-DC 小径精密筒夹刀柄



C36

BT-GSK High Precision Collet Chuck
BT-GSK 高速精密筒夹刀柄



C37-C38

BT-DSK High Precision Collet Chuck
BT-DSK 高速精密筒夹刀柄



C38-C39

BT-ER Spring Collet Chuck
BT-ER 弹性筒夹刀柄



C40-C41

BT-VER Split Synch Tapping Chuck
BT-VER 分体式微补偿攻牙刀柄



C41

BT-TPM Tapping Chuck With High Rigidity
BT-TPM 扭力伸缩攻牙刀柄



C42

BT-HPM High-Speed Power Chuck
BT-HPM 高速强力刀柄



C43

BT-HPC High-speed Power Chuck
BT-HPC 高速强力刀柄



C44

BT-MLC Power Chuck
BT-MLC 强力刀柄



C45

BT-MLC Power Chuck Kit
BT-MLC 强力筒夹本体套装组



C45

BT-SLN Side-lock Holder
BT-SLN 侧固式刀柄



C46-C47

BT-MTA Morse Taper Holder
BT-MTA 莫氏锥套刀柄 (钻头套筒)



C48

BT-MTB Morse Taper Holder
BT-MTB 莫氏锥套刀柄 (螺丝锁紧)



C49

BT-SPU Drill Chuck Holder
BT-SPU 直结式钻夹头刀柄



C49

BT-FMA Face Mill Holder
BT-FMA 平面铣刀柄 (直柄式)



C50

BT-FMB Face Mill Holder
BT-FMB 平面铣刀柄 (直柄式)



C51

BTFMBBG Face Mill Holder With Extra Taper Shank
BT-FMB-BG 平面铣刀柄 (加长斜度柄)



C52

BT-DSC Side Cutter Holder
BT-DSC 侧铣刀柄



C52

BT-SLO Oil-feed Holder
BT-SLO 油路刀柄



C53

CSO Reducing Sleeve
CSO 油路刀套



C53

PB Oil-feed Holder Positioning Block
PB 油路止动块



C53

SK-DHP Hydraulic Chuck
SK-DHP 液压刀柄



C54-C55

SK-DHP Super Slim Hydraulic Chuck
SK-DHP 超细长液压刀柄



C56

SK-SF Shrink Fit Holder
SK-SF 烧结式热装刀柄 (一体式)



C57-C59

SK-DSF Shrink Fit Holder SK-DSF 烧结式热装刀柄 (分体式)	SK-DC Precision Slim Collet Chuck SK-DC 小径精密筒夹刀柄	SK-GSK High Precision Collet Chuck SK-GSK 高速精密筒夹刀柄	SK-DSK High Precision Collet Chuck SK-DSK 高速精密筒夹刀柄
 C59	 C60	 C61-C62	 C63-C64
SK-ER Spring Collet Chuck SK-ER 弹性筒夹刀柄	SK-VER Split Synch Tapping Chuck SK-VER 分体式微补偿攻牙刀柄	SK-TPM Tapping Chuck With High Rigidity SK-TPM 扭力伸缩攻牙刀柄	SK-HPM High-Speed Power Chuck SK-HPM 高速强力刀柄
 C65-C66	 C66	 C67	 C68
SK-HPC High-Speed PowerChuck SK-HPC 高速强力刀柄	SK-MLC Power Chuck SK-MLC 强力刀柄	SK-MLC Power Chuck Kit SK-MLC强力筒夹本体套装组	SK-SLN Side Lock Holder SK-SLN 侧面式刀柄
 C68	 C69	 C69	 C70
SK-MTA Morse Taper Holder SK-MTA 莫氏锥套刀柄 (钻头套筒)	SK-MTB Morse Taper Holder SK-MTB 莫氏锥套刀柄 (螺丝锁紧)	SK-SPU Drill Chuck Holder SK-SPU直结式钻夹头刀柄	SK-FMB Face Milling Holder SK-FMB平面铣刀柄
 C71	 C71	 C72	 C72
SK-DSC Side Cutter Holder SK-DSC 侧铣刀柄	SK-SLO Oil-feed Holder SK-SLO 油路刀柄	DSF Shrink Fit Extender DSF 烧结式热装延长杆	SF Shrink Fit Extender SF 烧结式热装延长杆
 C73	 C74	 C75	 C76
DC Collet Extender DC 小径延长杆	DSK Collet Extender DSK 弹性筒夹延长杆	ER Collet Extender ER 弹性筒夹延长杆	ER-M Collet Extender ER-M 弹性筒夹延长杆
 C76	 C77	 C77	 C78
DCK-VER Split Synch Tapping Chuck DCK-VER 分体式微补偿攻牙刀柄	C-VER Split Synch Tapping Chuck C-VER 分体式微补偿攻牙刀柄	VER Split Synch Tapping Extender VER分体式微补偿攻牙延长杆	VER-DC Split Synch Tapping Extender VER-DC 分体式微补偿攻牙延长杆
 C78	 C79	 C79	 C80
VER Lock(Fixed) VER 锁刀座	Hydraulic Collet - Flange Cooling D型端面出水液压刀柄转换筒夹	Hydraulic Collet - Internal Cooling OD型中心出水液压刀柄转换筒夹	DSK Precision Collet DSK 精密弹性筒夹
 C80	 C81	 C81	 C82

DSK-C Sealing Precision Collet DSK-C 止水精密弹性筒夹	DSK Collet Puller DSK 筒夹拆卸器	DC Slim Collet DC 小径筒夹	ER Collet ER 弹性筒夹
 C83	 C83	 C84	 C85
ER-C Sealing Collet ER-C 止水弹性筒夹	TPD316 Tapping Collet TPD316 攻牙筒夹	TPD830 Tapping Collet TPD830 攻牙筒夹	ER-G Tapping Collet ER-G 攻牙筒夹
 C86	 C87	 C88	 C89
SC Power Collet SC 强力筒夹	Clamping Nut For GSK/DSK Collet Chuck GSK/DSK 高速刀柄专用螺帽	Clamping Nut For ER Collet Chuck ER 夹头螺帽	Wrench for HSK Coolant Pipe HSK 冷却液导管扳手
 C90	 C91	 C91	 C92
Wrench For GSK Tool Holder GSK 套筒专用扳手	Wrench For DSK Tool Holder DSK 专用扳手	Wrench For ER Tool Holder ER 专用扳手	Wrench For Milling Chuck HPM HPM 强力弹性套筒专用扳手
 C92	 C92	 C92	 C93
Wrench For Tool Holder MLC/HPC MLC/HPC 强力刀柄专用扳手	Wrench For Drill Chuck SPU SPU 钻夹头专用扳手	Wrench For DC Extender DC 延长杆专用扳手	HSK-CPA Coolant Pipe HSK-CPA 填充管
 C93	 C93	 C93	 C94
BT Pull Stud Without Hole BT 螺栓拉头	BT Pull Stud With Cooling Hole BT 螺栓出水拉头	SK Pull Stud With Cooling Hole SK 螺栓拉头	CAT Pull Stud With Cooling Hole CAT 螺栓出水拉头
 C94	 C94	 C95	 C95
MAZAK Pull Stud MAZAK螺栓拉头	DIN2080 Pull Stud DIN2080螺栓拉头	MTB Tension Screw MTB拉紧拉头	SF-3500S Induction Heating Machine SF-3500S 电磁感应热缩机
 C95	 C96	 C96	 C102
Induction Head 底座圆筒	Tool Holder Adapter 刀柄底座	Clamp For Tools 铣刀弹簧卡片	Clamp Ring 卡簧钳
 C102	 C102	 C102	 C102
DK Tool Presetter DK 刀具设定仪	Testing Bar 机床主轴跳动测试棒	Adapter 变径转换套	
 C103	 C103	 C103	



FBH

FBH Micro Boring Tools - Characteristics FBH 极细微调精镗刀特别介绍

- 真正微米级超精密镗头，可调单位精度为直径0.002mm。
 - 每款镗头本体可搭配精镗刀片座，精镗刀杆或反镗刀片座，以满足不同加工形态。
 - 刀片座刀片安装为3度切入角，在盲孔加工时可有效清角。
 - 刀片座与本体采用齿状贴合，有效提高镗头的刚性与加工性能。
 - DCK-FBH精密镗头均具备内冷功能，可有较提高表面粗糙度，延长刀片使用寿命。
- Adjustment precision 0.002 mm on diameter.
 - One boring head with cartridge or boring bar can be used for boring and back boring.
 - Standard insert holder for inserts with lead angle 3°, for a better working performance during blind hole boring.
 - The extensive area serrated with connection between cartridge and boring head provides higher tool rigidity and working performance.
 - All DCK-FBH fine boring tools are with internal cooling design, which increases the surface finish and inserts tool life.

FBH Back Boring Instructions FBH 极细微调精镗刀反镗说明

反镗加工需满足条件：

$$C > (D+d) / 2$$

D: 反镗加工孔直径 d: 镗头本体直径 C: 最小过孔直径

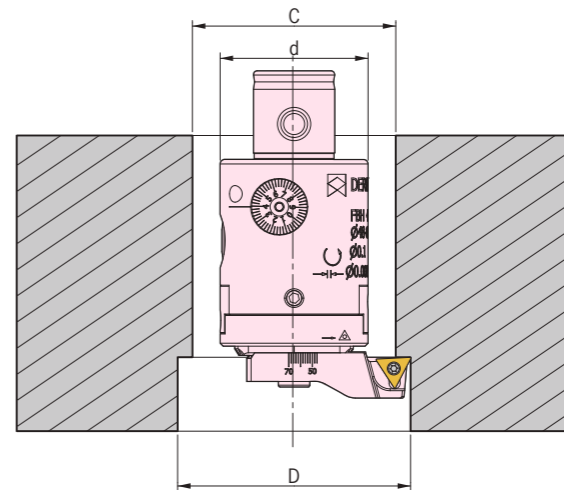
In order to check the feasibility of the back boring operation and to select the best possible tool combination, these values can be calculated as follows:

$$C > (D+d) / 2$$

C: Minimum entry bore diameter

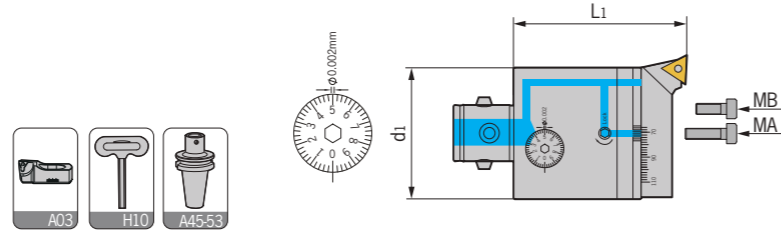
D: Back bore diameter

d: Diameter of tool body



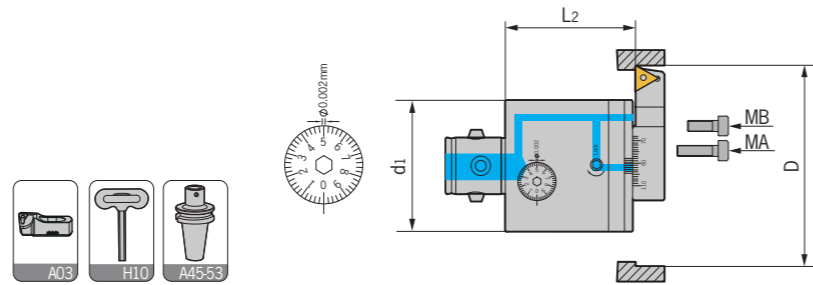
FBH

FBH Micro-boring Tool FBH 极细微调精镗刀



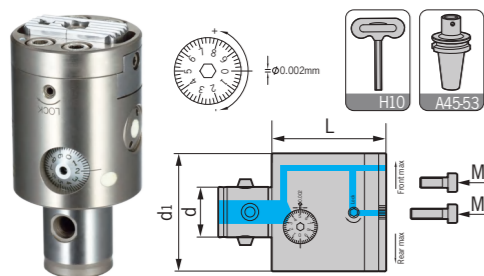
型号 Specification	d1	L1	镗孔范围 Boring range	组合刀柄 Adapter size	精镗刀座 Cartridge	微调锁紧螺钉 Adjusting screw	T型扳手 Wrench	重量 Weight
DCK2-FBH25-M	25	55	29-38	DCK2	MLTP2938	M040U050-D	T02	0.15
DCK3-FBH32-M	32	65	36-52	DCK3	MLTP3652	M040U060-D	T02	0.33
DCK4-FBH40-M	40	65	48-68	DCK4	MLTP4868	M050U080-D	T025	0.53
DCK5-FBH50-BM	50	82	57-80	DCK5	MLTP5780	M060U080-D	T03	1.02
DCK6-FBH63-BMA	64	82	70-110	DCK6	MLTP70110	M060U120-D	T03	1.70
DCK6-FBH80-BMB	80	101	110-150	DCK6	MLTP110150	M060U200-D	T03	3.50

FBH Micro Back-boring Tool FBH 极细微调精镗反镗刀



型号 Specification	d1	L2	镗孔范围 Boring range	组合刀柄 Adapter size	精镗刀座 Cartridge	微调锁紧螺钉 Adjusting screw	T型扳手 Wrench	重量 Weight
DCK2-FBH25-MK	25	44	29-38	DCK2	MRTP2938	M040U050-D	T02	0.13
DCK3-FBH32-MK	32	53.5	36-52	DCK3	MRTP3652	M040U060-D	T02	0.30
DCK4-FBH40-MK	40	53.5	48-68	DCK4	MRTP4868	M050U080-D	T025	0.50
DCK5-FBH50-BMK	50	63	57-80	DCK5	MRTP5780	M060U080-D	T03	1.00
DCK6-FBH63-BMKA	64	63	70-110	DCK6	MRTP70110	M060U120-D	T03	1.50
DCK6-FBH80-BMKB	80	81	110-150	DCK6	MRTP110150	M060U200-D	T03	3.30

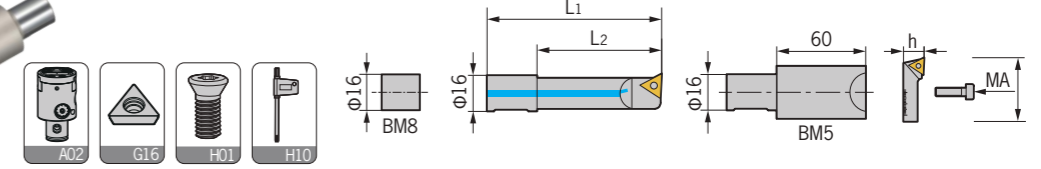
FBH Micro-boring Head FBH 极细微调精镗刀-精镗刀本体



型号 Specification	d	d1	L	Front	Rear	BM	MA Bolt	MB Bolt	L型扳手 Wrench	重量 Weight
DCK2-FBH25	14	25	43	1	1	-	E050U160-D	-	L04	0.10
DCK3-FBH32	18	32	53	1	1	BM7	E050U160-D	-	L04	0.31
DCK4-FBH40	22	40	53	2	2	BM7	E050U160-D	-	L04	0.50
DCK5-FBH50	28	50	63	2	2	BM8	E100U250-D	-	L08	0.93
DCK6-FBH63	36	64	63	2	2	BM8	E100U250-D	-	L08	1.56
DCK6-FBH80	36	80	80	4	4	BM8	E100U250-D	E100U160-D	L08	2.91

FBH

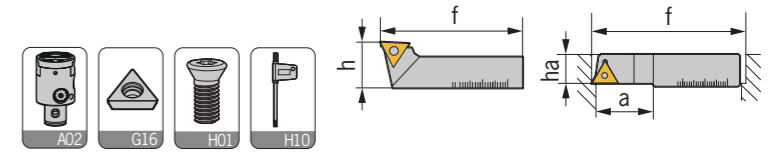
FBH Micro-boring Bar FBH 精镗刀杆



型号 Specification	L1	L2	镗孔范围 Boring range	组合镗头 Boring body	刀片 Insert	刀片螺钉 Insert screw	旗形扳手 Wrench	重量 Weight
DR 1606-21	56	21	6-9		WBGTO601..L	M020W040	Q06	0.04
1608-28	63	28	8-11		TBGT0601..L	M020W040	Q06	0.04
1610-35	63	35	10-13	DCK5-FBH50	TBGT0601..L	M020W040	Q06	0.05
1612-42	73	42	12-15	DCK6-FBH63	TPGH0902..L	M025W060	Q08	0.06
1614-50	78.5	50	14-17	DCK6-FBH80	TPGH0902..L	M025W060	Q08	0.08
1616-60	88	60	16-20		TPGH0902..L	M025W060	Q08	0.11
1620-65	92	65	20-24		TPGH1103..L	M030W070	Q08	0.16
1624-68	95	68	24-28		TPGH1103..L	M030W070	Q08	0.20
BM5	60+MLTP2938orMLTP3652orMLTP4868					E050U160-D	-	0.25
BM8	+MLTP5780orMLTP70110orMLIP110150					E100U250-D	-	0.04

适用 Suitable: 德克、京瓷或住友刀片 DEREK、KYOCERA Or SUMITOMO Insert

Cartridge for FBH Boring Tool FBH 精镗刀片座



型号 Specification	h	f	镗孔范围 Boring range	组合镗头 Boring head	刀片 Insert	刀片螺钉 Insert screw	旗形扳手 Wrench	重量 Weight
MLTP 2938	11	27	29-38	DCK2-FBH25	TPGH0902..L	M025W050	Q08	0.01
3652	13	35	36-52	DCK3-FBH32	TPGH0902..L	M025W060	Q08	0.02
4868	13	43	48-68	DCK4-FBH40	TPGH0902..L	M025W060	Q08	0.03
5780	20	54	57-80	DCK5-FBH50	TPGH1103..L	M030W070	Q08	0.09
70110	20	66	70-110	DCK6-FBH63	TPGH1103..L	M030W070	Q08	0.14
110150	20	106	110-150	DCK6-FBH80	TPGH1103..L	M030W070	Q08	0.25

适用 Suitable: 德克、京瓷或住友刀片 DEREK、KYOCERA Or SUMITOMO Insert


Cartridge for FBH Back-boring Tool FBH 精镗反镗刀片座

型号 Specification	a	ha	f	镗孔范围 Boring range	组合镗头 Boring head	刀片 Insert	刀片螺钉 Insert screw	旗形扳手 Wrench	重量 Weight
MRTP 2938	6	11	27	29-38	DCK2-FBH25	TPGH0902..R	M025W050	Q08	0.01
3652	10	11	35	36-52	DCK3-FBH32	TPGH0902..R	M025W060	Q08	0.02
4868	12	11	43	48-68	DCK4-FBH40	TPGH0902..R	M025W060	Q08	0.03
5780	14	15	54	57-80	DCK5-FBH50	TPGH1103..R	M030W070	Q08	0.08
70110	16	15	66	70-110	DCK6-FBH63	TPGH1103..R	M030W070	Q08	0.12
110150	25	15	106	110-150	DCK6-FBH80	TPGH1103..R	M030W070	Q08	0.19

适用 Suitable: 德克、京瓷或住友刀片 DEREK、KYOCERA Or SUMITOMO Insert

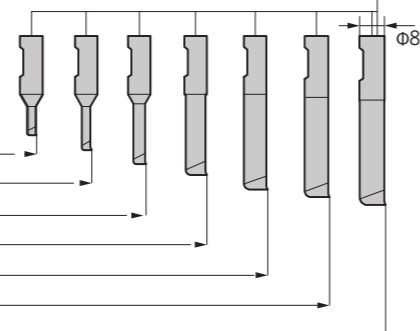
FBH

DCK3-FBH32P Micro-finishing Boring Kit
DCK3-FBH32P 极细微调精镗孔系统




型号 Specification	L1	镗孔范围 Boring range	组合刀柄 Adapter size	重量 Weight
HSK63A-DCK3-FBH32P	80	2-9	HSK63A-DCK3-80	1.50
BT30-DCK3-FBH32P	80	2-9	BT30-DCK3-80	1.02
BT40-DCK3-FBH32P	80	2-9	BT40-DCK3-80	1.61
SK40-DCK3-FBH32P	80	2-9	SK40-DCK3-80	1.61

精镗孔刀杆 Boring bar	镗孔范围 Boring range	深度 DM	重量 Weight
CA 0802-10	2-3.2	10	0.03
0803-16	3-4.2	16	0.03
0804-22	4-5.2	22	0.03
0805-28	5-6.2	28	0.04
0806-32	6-7.2	32	0.04
0807-37	7-8.2	37	0.04
0808-42	8-9.2	42	0.05



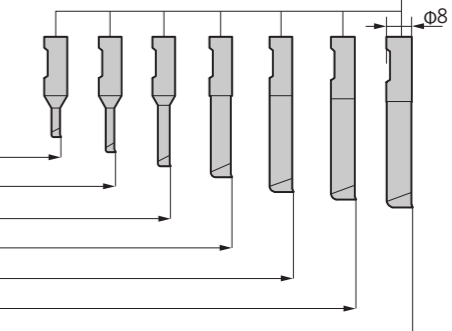
FBH

DCK4-FBH40P Micro-finishing Boring Kit
DCK4-FBH40P 极细微调精镗孔系统




型号 Specification	L1	镗孔范围 Boring range	组合刀柄 Adapter size	重量 Weight
HSK63A-DCK4-FBH40P	70	2-9	HSK63A-DCK4-70	2.50
BT30-DCK4-FBH40P	70	2-9	BT30-DCK4-70	1.21
BT40-DCK4-FBH40P	70	2-9	BT40-DCK4-70	1.61
SK40-DCK4-FBH40P	70	2-9	SK40-DCK4-70	1.61

精镗孔刀杆 Boring bar	镗孔范围 Boring range	深度 DM	重量 Weight
CA 0802-10	2-3.2	10	0.03
0803-16	3-4.2	16	0.03
0804-22	4-5.2	22	0.03
0805-28	5-6.2	28	0.04
0806-32	6-7.2	32	0.04
0807-37	7-8.2	37	0.04
0808-42	8-9.2	42	0.05



FBH

DCK5-FBH50P Micro-finishing Boring Kit DCK5-FBH50P 极细微调精镗孔系统



型号 Specification	镗孔范围 L ₁ Boring range	组合刀柄 Adapter size	BM侧面锁紧螺钉 BM Locking screw	L型扳手 Wrench	重量 Weight
HSK63A-DCK5-FBH50P	70	6-80	HSK63A-DCK5-80	M100U160-90-D	L05 4.02
BT30-DCK5-FBH50P	80	6-80	BT30-DCK5-70	M100U160-90-D	L05 2.90
BT40-DCK5-FBH50P	80	6-80	BT40-DCK5-80	M100U160-90-D	L05 3.54
BT50-DCK5-FBH50P	80	6-80	BT50-DCK5-90	M100U160-90-D	L05 6.32
SK40-DCK5-FBH50P	90	6-80	SK40-DCK5-80	M100U160-90-D	L05 3.54
SK50-DCK5-FBH50P	90	6-80	SK50-DCK5-90	M100U160-90-D	L05 6.32


注：用户可选配HSK50A、HSK100A镗刀柄组合
Notice: Boring adapter HSK50A and HSK100A available on request.

精镗孔刀杆 Boring bar	镗孔范围 Boring range	深度 DM	刀片 Insert	重量 Weight
DR1606-21	6-9	21	WBGTO601..L	0.04
DR1608-28	8-11	28	TBGT0601..L	0.04
DR1610-35	10-13	35	TBGT0601..L	0.05
DR1612-42	12-15	42	TPGH0902..L	0.06
DR1614-50	14-17	50	TPGH0902..L	0.07
DR1616-60	16-20	60	TPGH0902..L	0.09
DR1620-65	20-24	65	TPGH1103..L	0.11
DR1624-68	24-28	68	TPGH1103..L	0.12
BM5	60+MLTP2938 or MLTP3652 or MLTP4868			0.25
MLTP2938	28-38	+11	TPGH0902..L	0.01
MLTP3652	36-52	+13	TPGH0902..L	0.02
MLTP4868	48-68	+13	TPGH0902..L	0.03
BM8	+MLTP5780			0.03
MLTP5780	57-80	+20	TPGH1103..L	0.10

适用 Suitable: 德克、京瓷或住友刀片 DEREK、KYOCERA Or SUMITOMO Insert

FBH

DCK6-FBH63P Micro-finishing Boring Kit DCK6-FBH63P 极细微调精镗孔系统



型号 Specification	镗孔范围 L ₁ Boring range	组合刀柄 Adapter size	BM侧面锁紧螺钉 BM Locking Screw	L型扳手 Wrench	重量 Weight
HSK63A-DCK6-FBH63P	100	6-150	HSK63A-DCK6-100	M100U200-90-D	L05 5.90
BT30-DCK6-FBH63P	60	6-150	BT30-DCK6-60	M100U200-90-D	L05 4.00
BT40-DCK6-FBH63P	55	6-150	BT40-DCK6-55	M100U200-90-D	L05 4.50
BT50-DCK6-FBH63P	85	6-150	BT50-DCK6-85	M100U200-90-D	L05 9.17
SK40-DCK6-FBH63P	90	6-150	SK40-DCK6-90	M100U200-90-D	L05 4.50
SK50-DCK6-FBH63P	85	6-150	SK50-DCK6-85	M100U200-90-D	L05 9.17

注：用户可选配HSK50A、HSK100A镗刀柄组合
Notice: Boring adapter HSK50A and HSK100A available on request.

精镗孔刀杆 Boring bar	镗孔范围 Boring range	深度 DM	刀片 Insert	重量 Weight
DR1606-21	6-9	21	WBGTO601..L	0.04
DR1608-28	8-11	28	TBGT0601..L	0.04
DR1610-35	10-13	35	TBGT0601..L	0.05
DR1612-42	12-15	42	TPGH0902..L	0.06
DR1614-50	14-17	50	TPGH0902..L	0.07
DR1616-60	16-20	60	TPGH0902..L	0.09
DR1620-65	20-24	65	TPGH1103..L	0.11
DR1624-68	24-28	68	TPGH1103..L	0.12
BM5	60+MLTP2938 or MLTP3652 or MLTP4868			0.25
MLTP2938	28-38	+11	TPGH0902..L	0.01
MLTP3652	36-52	+13	TPGH0902..L	0.02
MLTP4868	48-68	+13	TPGH0902..L	0.03
BM8	+MLTP5780 or MLTP70110 or MLTP110150			0.03
MLTP5780	66-80	+20	TPGH1103..L	0.10
MLTP70110	70-110	+20	TPGH1103..L	0.10
MLTP110150	110-150	+20	TPGH1103..L	0.21

适用 Suitable: 德克、京瓷或住友刀片 DEREK、KYOCERA Or SUMITOMO Insert

镗刀系列
BORING TOOLS

精镗刀
Micro boring

粗镗刀
Rough boring

镗刀刀柄
Boring tool holder

非标刀具
Tailor-made tools

镗头使用说明
Boring head Manual

镗刀系列
BORING TOOLS

精镗刀
Micro boring

粗镗刀
Rough boring

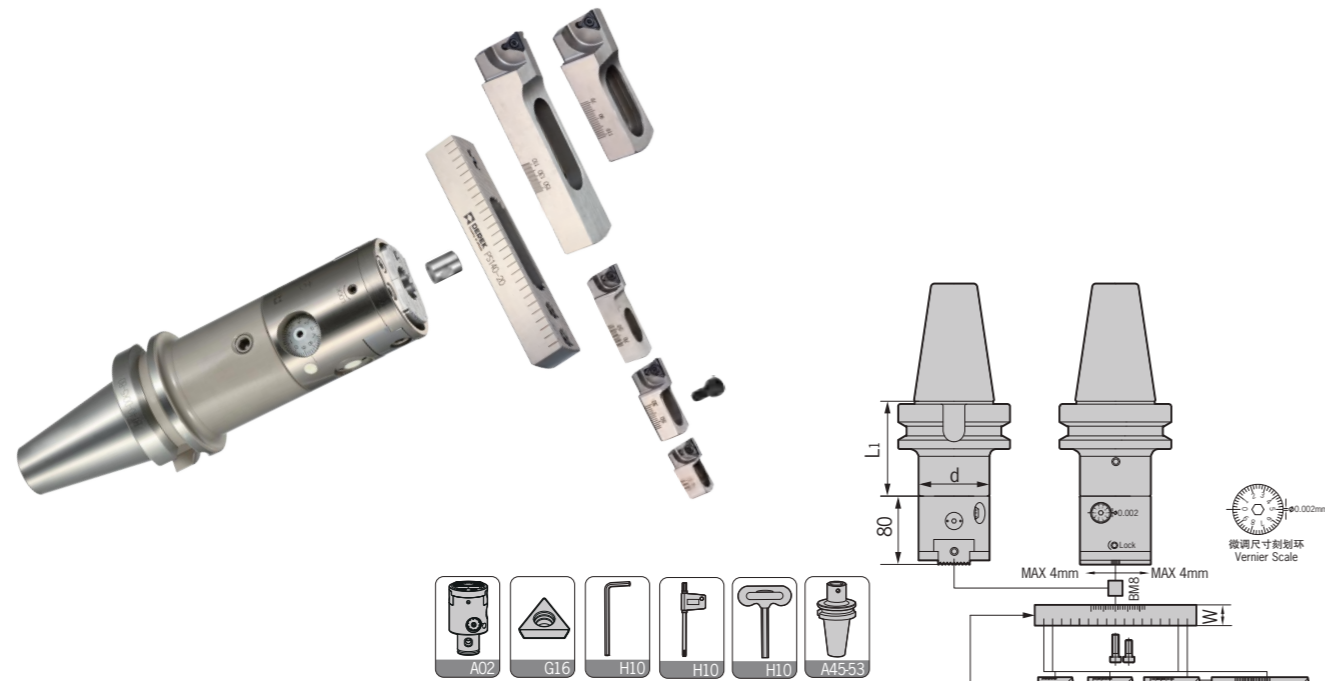
镗头刀柄
Boring head holder

非标刀具
Tailor-made tools

镗头使用说明
Boring head Manual

FBH

DCK6-FBH80 Micro-finishing Boring Tool
DCK6-FBH80 极细微调精镗孔系统



型号 Specification	镗孔范围 L1 Boring range	组合刀柄 Adapter size	BM侧面锁紧螺钉 BM Locking screw	L型扳手 Wrench	重量 Weight
HSK63A-DCK6-FBH80	100 110-150	HSK63A-DCK6-100	M100U250-90-D	L05	7.60
BT30-DCK6-FBH80	60 110-150	BT30-DCK6-60	M100U250-90-D	L05	5.70
BT40-DCK6-FBH80	55 110-150	BT40-DCK6-55	M100U250-90-D	L05	6.20
BT50-DCK6-FBH80	85 110-150	BT50-DCK6-85	M100U250-90-D	L05	10.87
SK40-DCK6-FBH80	90 110-150	SK40-DCK6-90	M100U250-90-D	L05	6.20
SK50-DCK6-FBH80	85 110-150	SK50-DCK6-85	M100U250-90-D	L05	10.87

注：用户可选配HSK50A、HSK100A镗刀柄组合
Notice: Boring adapter HSK50A and HSK100A are available on request.

型号 Specification	镗孔范围 Boring range	H	刀片座锁紧螺钉 Locking screw	L型扳手 Wrench	重量 Weight
PS140-20	+BM8	20	E050U120-D/E100U160-D	L08	0.43
MLTP2938	150-200	11	E050U160-D	L04	0.01
MLTP3652	160-210	13	E050U160-D	L04	0.02
MLTP4868	170-220	13	E050U160-D	L04	0.03
MLTP70110	140-240	20	E100U250-D	L08	0.10
MLTP110150	180-280	20	E100U250-D	L08	0.21

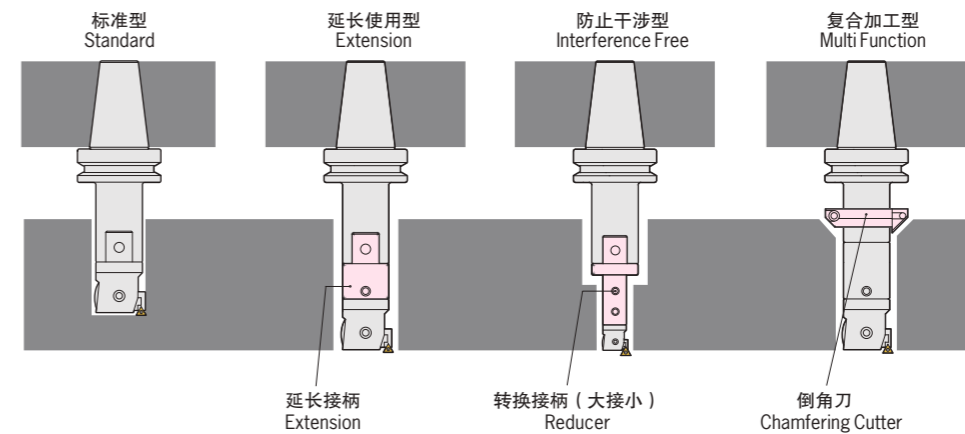
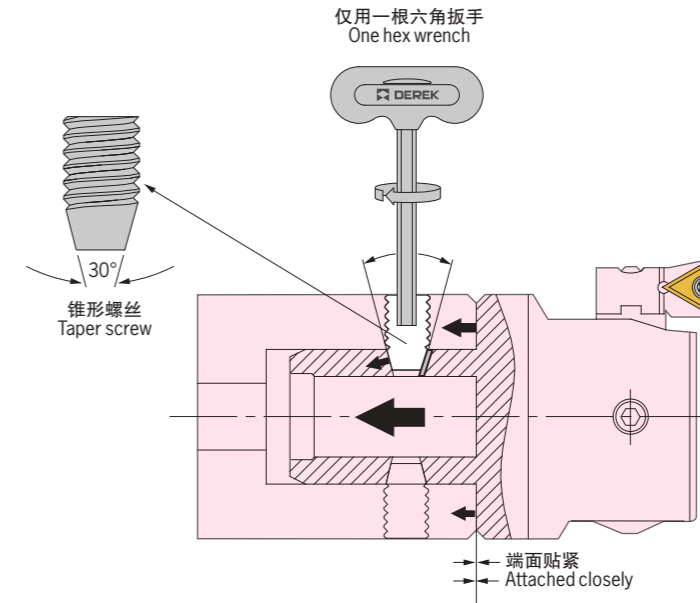
适用 Suitable: 德克、京瓷或住友刀片 DEREK、KYOCERA Or SUMITOMO Insert

CBH

DCK Modular Boring Tools
DCK 模块式镗刀系列

高精度，强力，操作方便--最理想的连接方式

High Precision, High Strength and Easy Operation--the Best Style of Connection

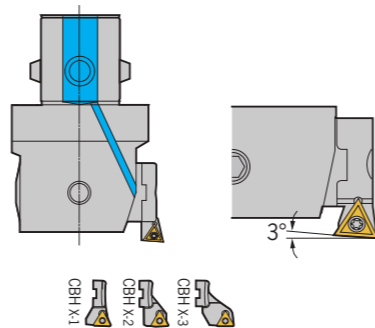


- 依靠30度锥形螺丝，把紧固力转换成轴向拉力，使镗刀端面与本体端面贴紧。（如图A）
- 模块化设计，可以自由设定加工直径和有效加工深度，配用转换接头（大接小）减少刀具直径，既可以确保刚性，又可以防止干涉，再配合倒角器可自由组合成最合适的镗削刀具。（如图B）
- 因镗头与本体的连接精度非常高所以只需对镗头单独对刀，可减轻劳动强度，提高工作效率，降低综合成本。
- Change locking force to axial tension by using 30° taper screws. The boring head and arbor would be attached closely. (Fig A)
- Modular design makes the setting of boring range and depth more easier. Reducers, extensions and chamfering rings provide multifunctional work. (Fig B)
- High working efficiency brings down the production cost due to high precision of connection.

CBH

CBH Micro Boring Tools- Characteristics CBH 微调精密镗头特别介绍

- 每个镗头本体均配有三个不同加工范围的刀片座，来扩大本体的加工尺寸。
- 刀片座刀片安装为3度切入角，在盲孔加工时可避免本体冲击底面。
- 变更刀片座安装方向即可实现反镗加工。
- 刀片座与本体采用双面贴合大大提高了镗头的刚性与加工性能。
- DCK-CBH款精密镗头均具备内冷却功能，可有较提高表面粗糙度，延长刀片使用寿命。(这个说明是针对所有的DCK精镗)



- Each boring head has three different size cartridges for different boring range.
- For machining blind hole with insert angle 3° can avoid the impact to the end surface.
- Cartridge could be mounted in opposite direction for back boring.
- Higher rigidity and better working performance are provided by close connection between cartridge and boring head.
- All DCK-CBH micro boring tools have internal cooling design which improve surface roughness and inserts tool life.

型号 Specification	形状图 Figure	对应镗头 Boring head	型号 Specification	形状图 Figure	对应镗头 Boring head	型号 Specification	形状图 Figure	对应镗头 Boring head
CBH 1-1			CBH 4-1			CBH 4-1		
1-2		DCK1- CBH20-36	4-2		DCK4- CBH41-74	4-2		DCK4- CBH41-74
1-3			4-3			4-3		
2-1		DCK2- CBH25-47	5-1		DCK5- CBH53-95	5-1		DCK5- CBH53-95
2-2			5-2			5-2		
2-3	对应刀片 TPGH0802		5-3	对应刀片 TCMT1102 (标配 With)	DCK6- CBH68-150	5-3	对应刀片 TCMT1102 (选配)	DCK6- CBH68-150
3-1		DCK3- CBH32-60	6-1		DCK6- CBH100-203	6-1		DCK6- CBH100-203
3-2			6-2	对应刀片 TPGH1103 (选配)		6-2	(For choice)	
3-3			6-3	(For choice)				

注意：标准报价含CBHX-1号刀片座一个，CBHX-2和CBHX-3需另外单独购买。
Notice: Cartridge CBHX-1 is included in quotation, while CBHX-2 and CBHX-3 shall be ordered separately.

CBH Back-Boring Instructions CBH 微调精密镗头反镗说明

反镗加工需满足条件：

$$C > (D+d) / 2 + 0.5$$

D: 反镗加工孔直径 d: 镗头本体直径 C: 最小过孔直径

反镗加工时主轴反转

In order to check the feasibility of the back boring operation and select the best tool combination, these values should be calculated as follows:

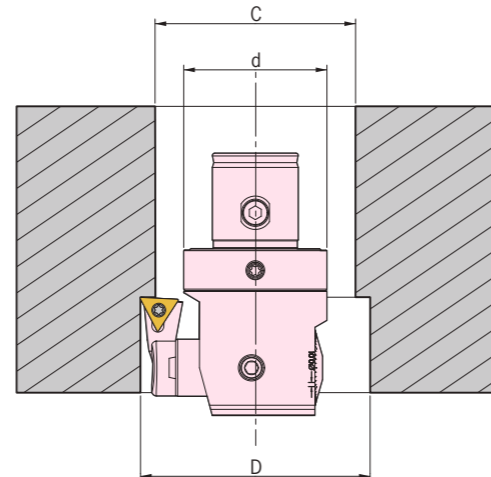
$$C > (D+d) / 2$$

C: Minimum entry bore diameter

D: Back bore diameter

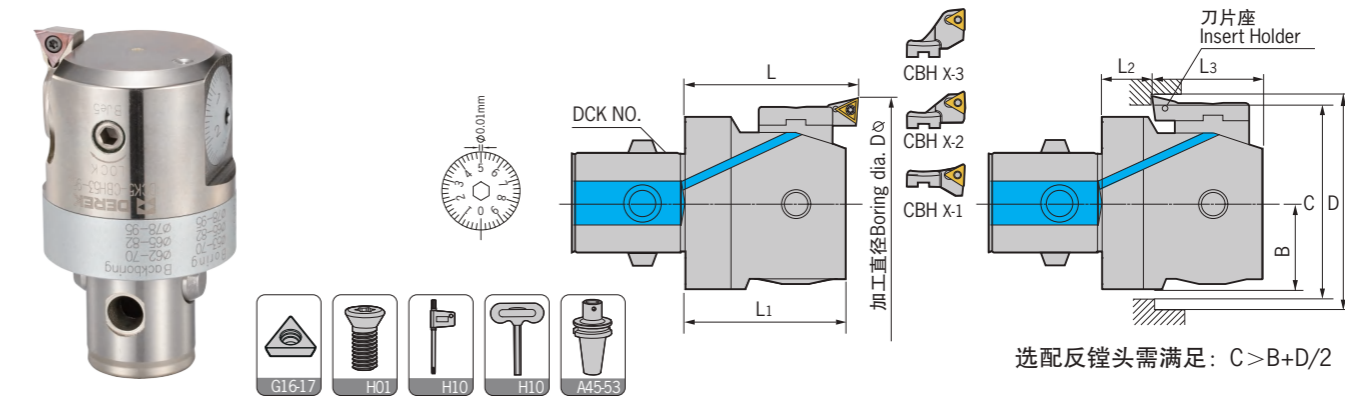
d: Diameter of boring head

Anti-clockwise spindle rotation required.



CBH

CBH Finish Boring Tool CBH 微调精密镗头



选配反镗头需满足：C > B+D/2

型号 Specification	正镗 Boring L1 L	范围 Range	反镗 Back boring B L2 L3	范围 Range	刀片座 Cartridge	刀片 Insert	螺钉 Screw	扳手 Wrench	重量 Weight
DCK1-CBH20-36	29.5 32.5	20-26	10 10.5 19	-	CBH1-1				0.06
	29.5 32.5	25-31	10 10.5 19	30-31	CBH1-2				0.06
	29.5 32.5	30-36	10 10.5 19	30-36	CBH1-3				0.06
DCK2-CBH25-47	32.5 35.5	25-33	12.5 11.5 21	-	CBH2-1	TPGH 0802	M020D055	Q06	0.12
	32.5 35.5	32-40	12.5 11.5 21	36-40	CBH2-2				0.12
	32.5 35.5	39-47	12.5 11.5 21	39-47	CBH2-3				0.12
DCK3-CBH32-60	35 40	32-42	16 10 25	-	CBH3-1				0.20
	35 40	41-51	16 10 25	46-51	CBH3-2				0.20
	35 40	50-60	16 10 25	50-60	CBH3-3				0.20
DCK4-CBH41-74	43 47	41-54	20 14 29	-	CBH4-1				0.39
	43 47	50-63	20 14 29	53-63	CBH4-2				0.39
	43 47	61-74	20 14 29	61-74	CBH4-3				0.39
DCK5-CBH53-95	53 57	53-70	25.5 19 34	62-70	CBH5-1				0.80
	53 57	65-82	25.5 19 34	65-82	CBH5-2	TCMT 1102 (标配 With)	M025W060 M030W070	Q08	0.80
	53 57	78-95	25.5 19 34	78-95	CBH5-3				0.80
67.2 71	68-100	32.5 22 45.2	80-100	CBH6-1	1.80				
DCK6-CBH68-150	67.2 71	94-126	32.5 22 45.2	94-126	CBH6-2	TPGH 1103 (选配)	M025W060 M030W070	Q08	1.80
	67.2 71	118-150	32.5 22 45.2	118-150	CBH6-3				1.80
	67.2 71	100-153	45.5 22 45.2	112-153	CBH6-1				2.53
DCK6-CBH100-203	67.2 71	126-179	45.5 22 45.2	126-179	CBH6-2	(For choice)			2.53
	67.2 71	150-203	45.5 22 45.2	150-203	CBH6-3				2.53
	83.2 87	100-153	45.5 22 45.2	112-153	CBH6-1				3.96
DCK7-CBH100-203	83.2 87	126-179	45.5 22 45.2	126-179	CBH6-2				3.96
	83.2 87	150-203	45.5 22 45.2	150-203	CBH6-3				3.96

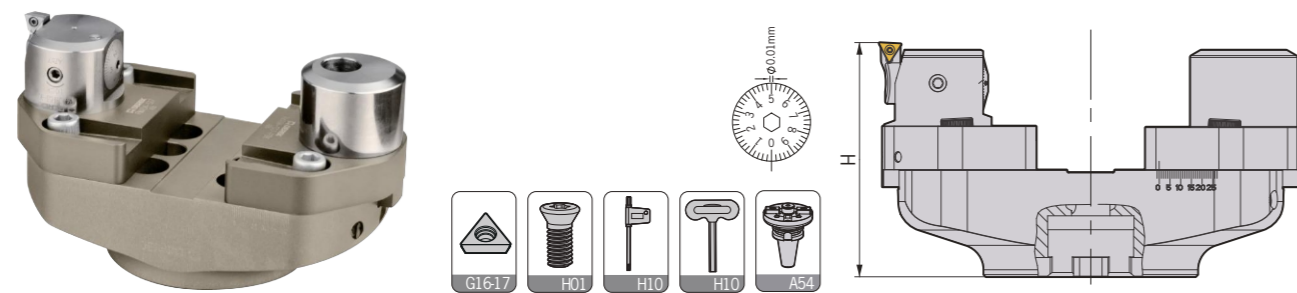
适用 Suitable: 德克、京瓷或住友刀片 DEREK、KYOCERA Or SUMITOMO Insert

特点 / Feature

- 中心内冷。
- 设定平衡结构，能达可靠加工精度。
- 可应对反镗加工。
- 通过副刻度游标可实现μm级调节。
- With internal cooling supply.
- With balanced structure for high machining precision accuracy.
- High effectiveness with back-boring function.
- With side scale for adjustment of μm grade.

FM-CBH

FM-CBH Large Diameter Boring Tool For Finishing
FM-CBH 大径微调精密镗头



型号 Specification	镗孔范围 Boring range	H	组合刀柄 Adapter size	外圆镗范围 B-Boring range	外圆镗深度 Work depth	刀片型号 Insert	重量 Weight
FMS-CBH148215	148-215	109	FMS	23-90	30	TCMT1102	3.18
CBH198265	198-265	109	FMS	73-140	30	/	3.71
CBH248315	248-315	109	FMS	123-190	30	TPGH1103	4.19

刀片座 Insert Holder	图示 Picture	刀片型号 Insert	螺钉 Screw	扳手 Wrench	重量 Weight
CBH5-1-TC-V		TCMT1102	M025W060	Q08	0.04
CBH5-1-TP-V		TPGH1103	M030W070	Q08	0.04

适用 Suitable: 德克、京瓷或住友刀片 DEREK、KYOCERA Or SUMITOMO Insert

组件 Item	型号 Specification	图示 Picture	重量 Weight
组合刀柄 Adapter size	HSK-A-FMS		-
	BT-FMS		-
	SK-FMS		-
	BBT-FMS		-
	CAT-FMS		-
大径铝横梁 Extension Aluminum bridge	FMS40-148		1.46
	FMS40-198		1.99
	FMS40-248		2.47
精镗铝滑块 Finish boring Aluminum slider	FMA34-S17		0.29
精镗头 Finish boring head	A34-CBH5395		0.55
精镗铝配重块 Balancing Aluminum weight	FMA34-S17-PZK		0.86

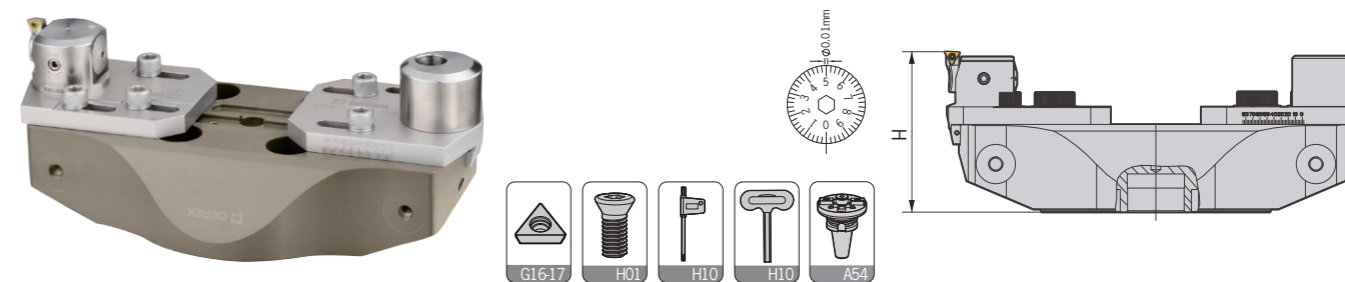
特点 / Feature

- 铝制比重70-90%。
- 中心内冷。
- 动平衡设定: G6.3; 1, 000 rpm。

- 70-90% of material is made from Aluminum.
- With internal cooling supply.
- Balanced: G6.3; 1,000 rpm.

FM-CBH

FM-CBH Large Diameter Boring Tool For Finishing
FM-CBH 大径微调精密镗头



型号 Specification	镗孔范围 Boring range	H	组合刀柄 Adapter size	外圆镗范围 B-Boring range	外圆镗深度 Work depth	刀片型号 Insert	重量 Weight
FMX-CBH298395	298-395	113	FMX	173-270	25	TCMT1102	9.50
CBH378475	378-475	118	FMX	253-350	25	/	11.26
CBH458555	458-555	123	FMX	333-430	25	TPGH1103	13.19

刀片座 Insert Holder	图示 Picture	刀片型号 Insert	螺钉 Screw	扳手 Wrench	重量 Weight
CBH5-1-TC-V		TCMT1102	M025W060	Q08	0.04
CBH5-1-TP-V		TPGH1103	M030W070	Q08	0.04

适用 Suitable: 德克、京瓷或住友刀片 DEREK、KYOCERA Or SUMITOMO Insert

组件 Item	型号 Specification	图示 Picture	重量 Weight
组合刀柄 Adapter size	HSK-A-FMX		-
	BT-FMX		-
	SK-FMX		-
	BBT-FMX		-
	CAT-FMX		-
大径铝横梁 Extension Aluminum bridge	FMX40-298		5.33
	FMX40-378		7.09
	FMX40-458		9.02
精镗滑块 Finish boring slider	FMA34-S24		1.02
精镗头 Finish boring head	A34-CBH5395		0.55
精镗配重块 Balancing weight	FMA34-S24-PZK		1.56

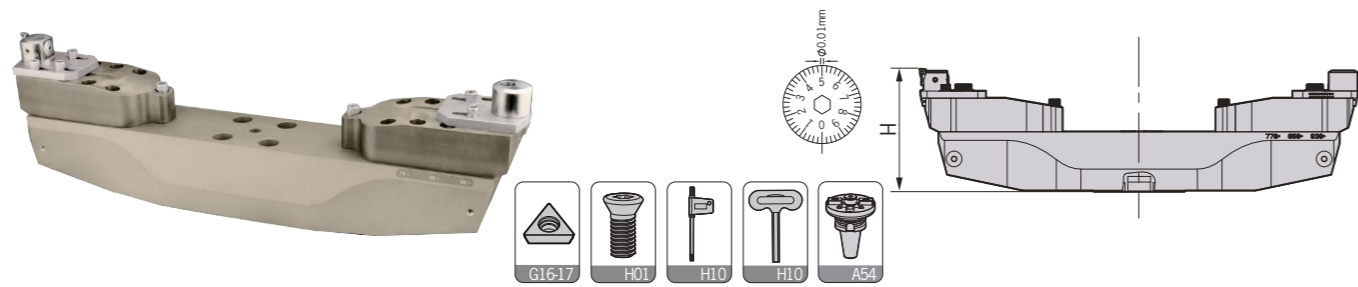
特点 / Feature

- 铝制比重70-90%。
- 中心内冷。
- 动平衡设定: G6.3; 1, 000 rpm。

- 70-90% of material is made from Aluminum.
- With internal cooling supply.
- Balanced: G6.3; 1,000 rpm.

FM-CBH

FM-CBH Large Diameter Boring Tool For Finishing
FM-CBH 大径微调精密镗头



型号 Specification	镗孔范围 Boring range	H	组合刀柄 Adapter size	外圆镗范围 B-Boring range	外圆镗深度 Work depth	刀片型号 Insert	重量 Weight
FMX-CBH538795	538-795	197	FMX	413-670	25	TCMT1102	25.64
CBH7781035	778-1035	217	FMX	653-910	25	/	36.83
CBH10181275	1018-1275	217	FMX	893-1150	25	TPGH1103	44.26

刀片座 Insert Holder	图示 Picture	刀片型号 Insert	螺钉 Screw	扳手 Wrench	重量 Weight
CBH5-1-TC-V		TCMT1102	M025W060	Q08	0.04
CBH5-1-TP-V		TPGH1103	M030W070	Q08	0.04

适用 Suitable: 德克、京瓷或住友刀片 DEREK、KYOCERA Or SUMITOMO Insert

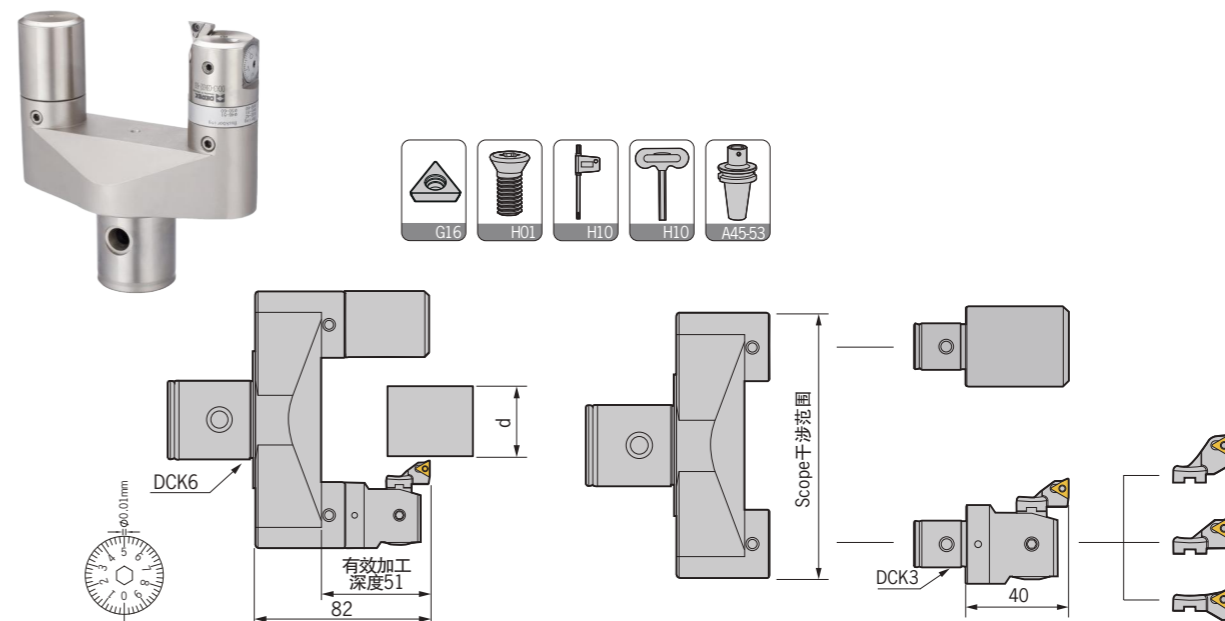
组件 Item	型号 Specification	图示 Picture	重量 Weight
组合刀柄 Adapter size	HSK-A-FMX		-
	BT-FMX		-
	SK-FMX		-
	BBT-FMX		-
大径铝横梁 Extension Aluminum bridge	FMX40-538		14.77
	FMX40-778		25.96
	FMX40-1018		33.39
加长铝滑块 Long Aluminum Sider	FMA35-S24		3.35
精镗滑块 Finish boring slider	FMA34-S24		1.02
精镗头 finish boring head	A34-CBH5395		0.55
精镗配重块 Balancing weight	FMA34-S24-PZK		1.56

特点 / Feature

- 铝制比重70-90%。
- 中心内冷。
- 动平衡设定: G6.3; 1, 000 rpm。
- 70-90% of material is made from Aluminum.
- With internal cooling supply.
- Balanced: G6.3;1,000 rpm.

CBH-M

CBH-M Boring Tool For Pin Turning
CBH-M 微调精密外径镗头



型号 Specification	镗外径Φd Range	基础架 Bridge frame	DCK侧固螺钉 Side-lock screw	镗头 Boring head	平衡块 Balance weight	刀片座 Insert holder	刀片 Insert	镗孔范围 Boring range	重量 Weight
DCK6-CBH 24-34-M	24-34	DCK6-2452-42 干涉范围114	M120Z200-30P-D	CBH32-60	DCK3-CBH	CBH3-3	TPGH0802	134-144	1.60
33-43-M	33-43			CBH32-60	DCK3-CBH	CBH3-2	TPGH0802	125-135	1.60
42-52-M	42-52	DCK6-5280-42 干涉范围142	M120Z200-30P-D	CBH32-60	DCK3-CBH	CBH3-1	TPGH0802	116-126	1.60
52-62-M	52-62			CBH32-60	DCK3-CBH	CBH3-3	TPGH0802	162-172	1.80
61-71-M	61-71	DCK6-80108-42 干涉范围170	M120Z200-30P-D	CBH32-60	DCK3-CBH	CBH3-2	TPGH0802	153-163	1.80
70-80-M	70-80			CBH32-60	DCK3-CBH	CBH3-1	TPGH0802	144-154	1.80
80-90-M	80-90	DCK6-80108-42 干涉范围170	M120Z200-30P-D	CBH32-60	DCK3-CBH	CBH3-3	TPGH0802	190-200	2.00
89-99-M	89-99			CBH32-60	DCK3-CBH	CBH3-2	TPGH0802	181-191	2.00
98-108-M	98-108			CBH32-60	DCK3-CBH	CBH3-1	TPGH0802	172-182	2.00

适用 Suitable: 德克、京瓷或住友刀片 DEREK、KYOCERA Or SUMITOMO Insert

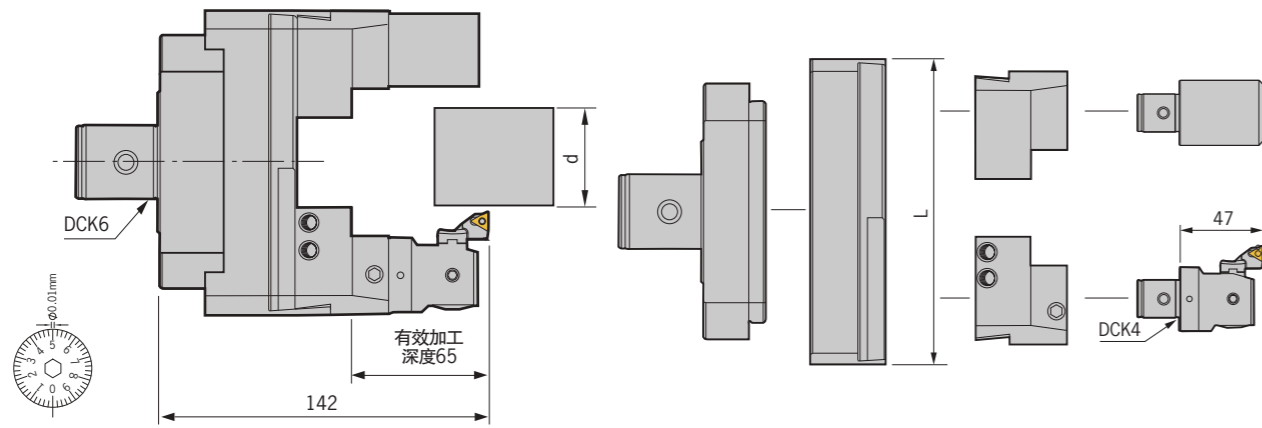
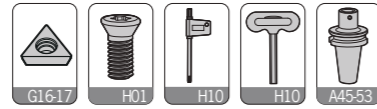
注意: 1. CBH镗头上附带1只刀片座, 但不附带刀片, 请另外订购。 2. 加工时, 主轴应反转。
Notice: 1. Boring head have only one cartridge, without insert, please order them separately. 2. Anti-clockwise spindle rotation required.

特点 / Feature

- CBH镗头反向装可以进行镗孔加工。
- 加工范围Φ116-Φ200。
- CBH boring head loaded opposite direction can process boring machining.
- Machining range Φ116-Φ200.

CBH-L

CBH-L Boring Tool For Pin Turning (Large Diameter)
CBH-L 微调精密外径镗头



型号 Specification	镗外径 ϕd Range	连接盘 Flange adapter	横向滑板 Extension bridge	滑块 L	平衡块 Balance weight	镗头 Boring head	镗孔范围 Boring range	镗孔深度 Boring depth	平衡块 Finish head	重量 Weight
DCK6-CBH 13-115-L	13-115	DCK6-FL200	DST200	180	DCK4-CB200	CBH41-74	108-192	75, $\phi < 180$	DCK4-CBH	8.70
112-215-L	112-215	DCK6-FL200	DST300	280	DCK4-CB200	(CBH4-1)	108-292	75, $\phi < 280$	DCK4-CBH	10.02
212-315-L	212-315	DCK6-FL200	DST400	380	DCK4-CB200	TCMT 1102	108-392	75, $\phi < 380$	DCK4-CBH	11.92
312-415-L	312-415	DCK6-FL200	DST500	480	DCK4-CB200	(标配 With)	108-492	75, $\phi < 480$	DCK4-CBH	13.82
412-515-L	412-515	DCK6-FL200	DST600	580	DCK4-CB200	TPGH 1103	108-592	75, $\phi < 580$	DCK4-CBH	15.72
512-615-L	512-615	DCK6-FL200	DST700	680	DCK4-CB200	(选配)	108-692	75, $\phi < 680$	DCK4-CBH	17.70
612-715-L	612-715	DCK6-FL200	DST800	780	DCK4-CB200	(For choice)	108-792	75, $\phi < 780$	DCK4-CBH	19.60

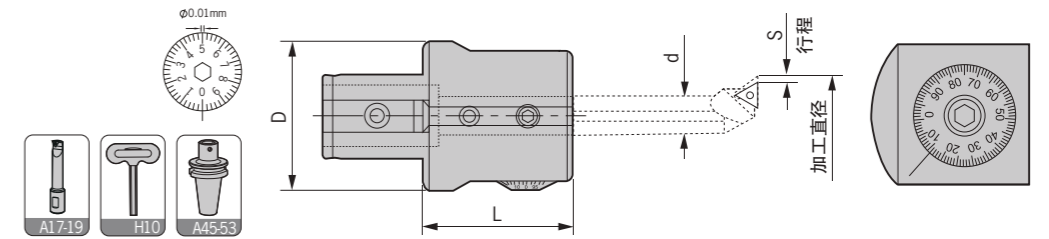
适用 Suitable: 德克、京瓷或住友刀片 DEREK、KYOCERA Or SUMITOMO Insert

滑块紧固螺钉: M080U100-D

注意: 1. CBH镗头上附带1只刀片座(CBH4-1), 但不附带刀片, 请另外订购。2. 加工时, 主轴应反转。
Notice: 1. Boring head with one cartridge, without insert, please order it separately. 2. Anti-clockwise spindle rotation required.

DBJ10/12/16

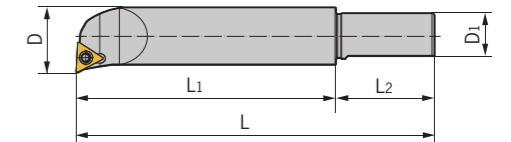
DBJ10/12/16 Micro-boring Head
DBJ10/12/16 微调精密镗头



型号 Specification	D	d	L	微调行程 S Micro distance	微调精度(直径) Dial precision	范围 Boring range	组合刀柄 Adapter size	微调锁紧螺钉 Adjusting screw	刀杆固定螺钉 Locking screw	T型扳手 Wrench	重量 Weight
DBJ10	39	10	30	2.5	0.01	6-24	DCK4	M060U060-D	M060U050	T03	0.50
DBJ12	50	12	40	4	0.01	6-32	DCK5	M080U090-D	M080U060	T04	0.75
DBJ16	64	16	50	5	0.01	6-50	DCK6	M100U110-D	M100U070	T05	1.14

适用 Suitable: 德克、京瓷或住友刀片 DEREK、KYOCERA Or SUMITOMO Insert

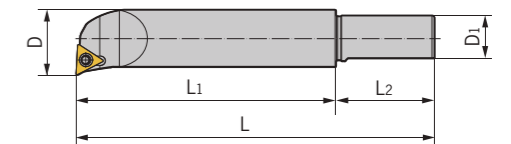
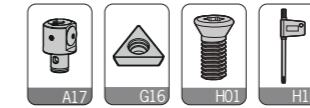
DBJ10 Micro-boring Bar
DBJ10 微调镗头刀杆



型号 Specification	D	D1	L1	L2	L	范围 Boring range	刀片型号 Insert	刀片螺钉 Insert screw	旗形扳手 Wrench	重量 Weight
DBJ 1006-24	6	10	24	32	64	6-8	WBGT0601	M020W040	Q06	0.03
1008-32	8	10	32	32	64	8-10	TBGT0601	M020W040	Q06	0.04
1010-40	10	10	40	32	72	10-12	TBGT0601	M020W040	Q06	0.05
1012-45	12	10	45	32	77	12-16	TPGH0902	M025W060	Q08	0.06
1016-45	16	10	45	32	77	16-20	TPGH0902	M025W060	Q08	0.08
1020-45	20	10	45	32	77	20-24	TPGH0902	M025W060	Q08	0.11

适用 Suitable: 德克、京瓷或住友刀片 DEREK、KYOCERA Or SUMITOMO Insert

DBJ12 Micro-boring Bar
DBJ12 微调镗头刀杆

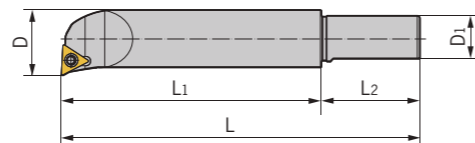
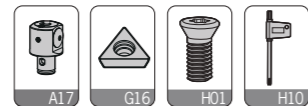


型号 Specification	D	D1	L1	L2	L	范围 Boring range	刀片型号 Insert	刀片螺钉 Insert screw	旗形扳手 Wrench	重量 Weight
DBJ 1206-24	6	12	24	32	64	6-8	WBGT0601	M020W040	Q06	0.03
1208-32	8	12	32	32	64	8-10	TBGT0601	M020W040	Q06	0.04
1210-40	10	12	40	32	72	10-12	TBGT0601	M020W040	Q06	0.05
1212-45	12	12	45	32	77	12-16	TPGH0902	M025W060	Q08	0.06
1216-45	16	12	45	32	77	16-20	TPGH0902	M025W060	Q08	0.09
1220-45	20	12	45	32	77	20-25	TPGH0902	M025W060	Q08	0.12
1225-45	25	12	45	32	77	25-32	TPGH1103	M030W070	Q08	0.16

适用 Suitable: 德克、京瓷或住友刀片 DEREK、KYOCERA Or SUMITOMO Insert

DBJ16

DBJ16 Micro-boring Bar
DBJ16 微调镗头刀杆



型号 Specification	D	D1	L1	L2	L	范围 Boring range	刀片型号 Insert	刀片螺钉 Insert screw	旗形扳手 Wrench	重量 Weight
DBJ 1606-24	6	16	24	34	66	6-8	WBGT0601	M020W040	Q06	0.06
1608-32	8	16	32	34	76	8-11	TBGT0601	M020W040	Q06	0.07
1610-40	10	16	40	34	77	10-13	TBGT0601	M020W040	Q06	0.07
1612-53	12	16	53	34	90	12-17	TPGH0902	M025W060	Q08	0.09
1616-68	16	16	68	34	102	16-21	TPGH0902	M025W060	Q08	0.13
1620-83	20	16	83	34	120	20-26	TPGH1103	M030W070	Q08	0.20
1625-90	25	16	90	34	124	25-32	TPGH1103	M030W070	Q08	0.25
1630-90	30	16	90	34	124	30-42	TPGH1103	M030W070	Q08	0.25
1640-90	40	16	90	34	124	40-50	TPGH1103	M030W070	Q08	0.26

适用 Suitable: 德克、京瓷或住友刀片 DEREK、KYOCERA Or SUMITOMO Insert

DBJ Micro-boring Tool Kit DBJ 微调精镗套装组合

型号 Specification	范围 Boring range	组合刀柄 Adapter	重量 Weight
BT40-DBJ10-6PCS	6-24	BT40-DCK4-70	2.20
BT50-DBJ10-6PCS	6-24	BT50-DCK4-100	4.72

Items Included 内附零件

1. 刀柄一把 One boring adapter
2. 精密镗头一支 One micro boring head
3. 精镗刀杆六支 Six micro boring bars
4. 扳手三支 Three wrenches

型号 Specification	范围 Boring range	组合刀柄 Adapter	重量 Weight
BT40-DBJ12-7PCS	6-32	BT40-DCK5-60	2.40
BT50-DBJ12-7PCS	6-32	BT50-DCK5-90	4.94

Items Included 内附零件

1. 刀柄一把 One boring adapter
2. 精密镗头一支 One micro boring head
3. 精镗刀杆七支 Seven micro boring bars
4. 扳手三支 Three wrenches

型号 Specification	范围 Boring range	组合刀柄 Adapter	重量 Weight
BT40-DBJ16-8PCS	8-50	BT40-DCK6-55	3.68
BT50-DBJ16-8PCS	8-50	BT50-DCK6-85	6.74

Items Included 内附零件

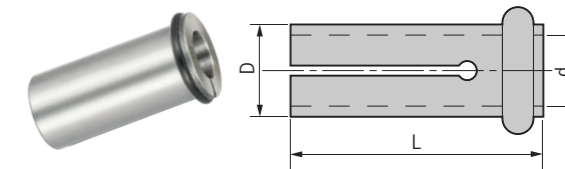
1. 刀柄一把 One boring adapter
2. 精密镗头一支 One micro boring head
3. 精镗刀杆八支 Eight micro boring bars
4. 扳手三支 Three wrenches



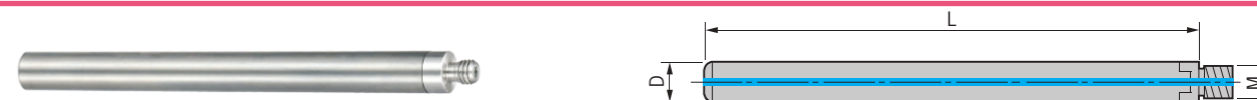
DBJ/DT/DEB

DBJ Collet For Solid Carbide Boring Bar
DBJ 硬质合金镗刀杆专用筒夹

型号 Specification	D	d	L	O形圈 Rubber Washer	组合钨钢刀杆 Boring Bar
DBJ 10-6	10	6	26	Φ8*Φ1.5	CA06**
10-8	10	8	26	Φ8*Φ1.5	DT08-M5**
12-8	12	8	32	Φ10*Φ1.5	DT08-M5**
12-10	12	10	32	Φ10*Φ1.5	DT10-M6**
16-8	16	8	38	Φ14*Φ1.5	DT08-M5**
16-10	16	10	38	Φ14*Φ1.5	DT10-M6**
16-12	16	12	38	Φ14*Φ1.5	DT12-M6**

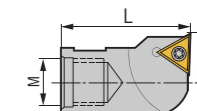


DT Solid Carbide Boring Bar DT 硬质合金镗刀杆



型号 Specification	D	L	M	组合镗头 Insert holder	组合筒夹 Collect	重量 Weight
DT 08-M5-110	8	110	M5	DEB09,DEB10.5	DBJ16-8	0.074
10-M6-110	10	110	M6	DEB12	DBJ16-10	0.118
10-M6-135	10	135	M6	DEB12	DBJ16-10	0.149
10-M6-150	10	150	M6	DEB12	DBJ16-10	0.172
12-M6-120	12	120	M6	DEB14,DEB16	DBJ16-12	0.178
12-M6-140	12	140	M6	DEB14,DEB16	DBJ16-12	0.205
12-M6-160	12	160	M6	DEB14,DEB16	DBJ16-12	0.245
16-M10-125	16	125	M10	DEB18,DEB20,DEB22,DEB24,DEB26,DEB28,	-	0.310
16-M10-160	16	160	M10	DEB30,DEB32,DEB34,DEB36,DEB38,DEB40,	-	0.429
16-M10-200	16	200	M10	DEB42,DEB44,DEB46,DEB48,DEB50	-	0.506

DEB Insert Bar DEB 拾弃式镗头

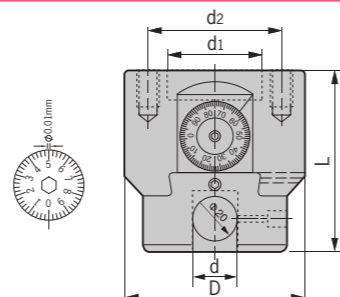
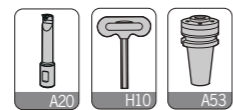


型号 Specification	d	L	M	范围 Boring range	刀片型号 Insert	刀片螺钉 Insert screw	旗形扳手 Wrench	重量 Weight
DEB 09	9	18	M5	9-10.5	TPGH0802	M022W050	Q07	0.03
10.5	10.5	18	M5	10.5-12	TPGH0802	M022W050	Q07	0.03
12	12	23	M6	12-14	TPGH0802	M022W050	Q07	0.03
14	14	23	M6	14-16	TPGH0802	M022W050	Q07	0.03
16	16	23	M6	16-18	TPGH0802	M022W050	Q07	0.04
18	18	27	M10	18-20	TPGH0802	M022W050	Q07	0.04
20	20	27	M10	20-22	TPGH0802	M022W050	Q07	0.05
22	22	27	M10	22-24	TPGH0802	M022W050	Q07	0.05
24	24	27	M10	24-26	TPGH0802	M022W050	Q07	0.05
26	26	27	M10	26-28	TPGH0802	M022W050	Q07	0.05
28	28	27	M10	28-30	TPGH0802	M022W050	Q07	0.06
30	30	27	M10	30-32	TPGH0802	M022W050	Q07	0.06
32	32	27	M10	32-34	TPGH0802	M022W050	Q07	0.07
34	34	27	M10	34-36	TPGH0802	M022W050	Q07	0.09
36	36	27	M10	36-38	TPGH0802	M022W050	Q07	0.11
38	38	27	M10	38-40	TPGH0802	M022W050	Q07	0.15
40	40	27	M10	40-42	TPGH0802	M022W050	Q07	0.16
42	42	27	M10	42-44	TPGH0802	M022W050	Q07	0.19
44	44	27	M10	44-46	TPGH0802	M022W050	Q07	0.22
46	46	27	M10	46-48	TPGH0802	M022W050	Q07	0.26
48	48	27	M10	48-50	TPGH0802	M022W050	Q07	0.30
50	50	27	M10	50-52	TPGH0802	M022W050	Q07	0.34

适用 Suitable: 德克、京瓷或住友刀片 DEREK、KYOCERA Or SUMITOMO Insert

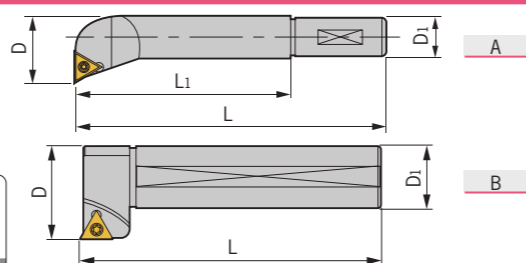
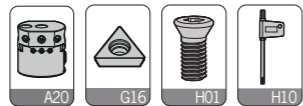
NBH/DBJ

NBH2084 Micro-boring Head
NBH2084 微调精密镗头



型号 Specification	D	d	d1	d2	L	范围 Boring range	微调行程 Micro distance	微调精度(直径) Dial precision	组合刀柄 Adapter size	重量 Weight
NBH2084	84	20	35	60	80	8-280	28	0.01	NBH-A.B	2.74
						微调锁紧螺钉 Adjusting screw	T型扳手 Wrench	刀杆固定螺钉 Locking screw	T型扳手 Wrench	
						M080U160-D	T04	M120U140	T06	

DBJ20 Micro-Boring Bar
DBJ20 微调精密镗头刀杆



型号 Specification	图示 Figure	D	D1	L1	L	范围 Boring range	刀片型号 Insert	刀片螺钉 Insert screw	旗形扳手 Wrench	重量 Weight
DBJ 2008-32	A	8	20	32	74	8-11	TBGT0601	M020W040	Q06	0.09
2010-40	A	10	20	40	75	10-13	TBGT0601	M020W040	Q06	0.10
2012-53	A	12	20	53	88	12-17	TPGH0902	M025W060	Q08	0.12
2016-68	A	16	20	68	103	16-21	TPGH0902	M025W060	Q08	0.16
2020-83	A	20	20	83	115	20-26	TPGH1103	M030W070	Q08	0.22
2025-96	A	25	20	96	131	25-135	TPGH1103	M030W070	Q08	0.35
2030-115	A	30	20	115	159	30-140	TPGH1103	M030W070	Q08	0.52
20120-97	B	30	20	-	97	120-280	TPGH1103	M030W070	Q08	0.25

适用 Suitable: 德克、京瓷或住友刀片 DEREK、KYOCERA Or SUMITOMO Insert

NBH2084 Micro-Boring Tool Kit
NBH2084 微调精镗套装组合

型号 Specification	型号 Specification			
(八支套装) DBJ20-8PCS	DBJ2008-32	DBJ2012-53	DBJ2020-83	DBJ2030-115
	DBJ2010-40	DBJ2016-68	DBJ2025-96	DBJ20120-97

型号 Specification	范围 Boring range	组合刀柄 Adapter	重量 Weight
BT40-NBH2084-8PCS	8-280	BT40-NBH-A50	6.44
BT50-NBH2084-8PCS	8-280	BT50-NBH-A50	8.89

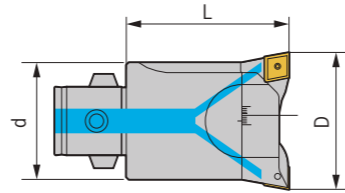
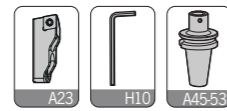
Items 内附零件

1. 刀柄一把 One boring adapter
2. 精密镗头一支 One micro boring head
3. 精镗刀杆八支 Eight micro boring bars
4. 扳手四支 Four wrenches



ABH

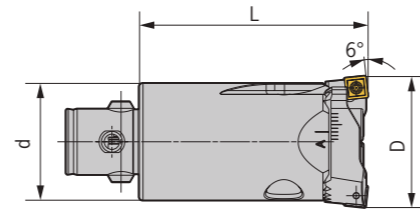
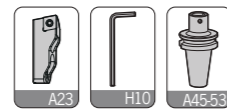
ABH Rough Boring Tool ABH 分体式粗镗头



型号 Specification	d	L	范围 Boring range	组合刀柄 Adapter size	刀片座 Insert holder	重量 Weight	
DCK1-ABH19-M	19	32.5	20-26	DCK1	AACC2026	ABCC2026	0.09
DCK1-ABH19-L	19	32.5	25-31	DCK1	AACC2531	ABCC2531	0.10
DCK2-ABH25-M	25	50.6	29-36	DCK2	AACC2936	ABCC2936	0.17
DCK2-ABH25-L	25	50.6	35-42	DCK2	AACC3542	ABCC3542	0.19
DCK3-ABH32-M	32	62.5	36-45	DCK3	AACC3645	ABCC3645	0.37
DCK3-ABH32-L	32	62.5	44-53	DCK3	AACC4453	ABCC4453	0.37
DCK4-ABH40-M	40	62.5	45-56	DCK4	AACC4556	ABCC4556	0.56
DCK4-ABH40-L	40	62.5	55-66	DCK4	AACC5566	ABCC5566	0.58
DCK5-ABH50-M	50	78.5	56-74	DCK5	AACC5674	ABCC5674	1.10
DCK5-ABH50-L	50	78.5	74-92	DCK5	AACC7492	ABCC7492	1.14
DCK6-ABH63-M	64	81.4	70-90	DCK6	AACC7090	ABCC7090	1.78
DCK6-ABH63-L	64	81.4	90-110	DCK6	AACC90110	ABCC90110	1.90
DCK6-ABH80-M	80	81.4	90-130	DCK6	AACC90130	ABCC90130	2.30
DCK6-ABH80-L	80	81.4	130-170	DCK6	AACC130170	ABCC130170	2.44

注：使用错齿式加工详见A75页“加工方法”
Notice: For stepped cutting, please refer to Page A75.

ABH 6° Rough Boring Tool ABH 6° 分体式粗镗头

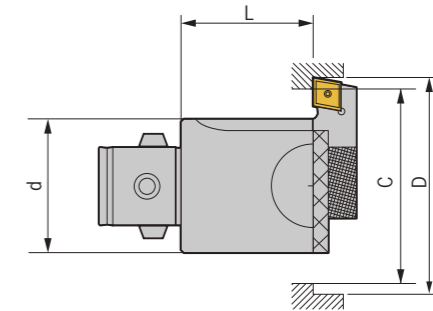
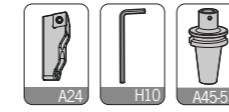


型号 Specification	d	L	范围 Boring range	组合刀柄 Adapter size	刀片座 Insert holder	重量 Weight	
DCK1-ABH19-MS	19	32.5	20-26	DCK1	AASP2026	ABSP2026	0.09
DCK1-ABH19-LS	19	32.5	25-31	DCK1	AASP2531	ABSP2531	0.10
DCK2-ABH25-MS	25	50	29-36	DCK2	AASP2936	ABSP2936	0.17
DCK2-ABH25-LS	25	50	35-42	DCK2	AASP3542	ABSP3542	0.19
DCK3-ABH32-MS	32	63	36-45	DCK3	AASP3645	ABSP3645	0.37
DCK3-ABH32-LS	32	63	44-53	DCK3	AASP4453	ABSP4453	0.37
DCK4-ABH40-MS	40	63	45-56	DCK4	AASC4556	ABSC4556	0.56
DCK4-ABH40-LS	40	63	55-66	DCK4	AASC5566	ABSC5566	0.58
DCK5-ABH50-MS	50	80	56-74	DCK5	AASC5674	ABSC5674	1.10
DCK5-ABH50-LS	50	80	74-92	DCK5	AASC7492	ABSC7492	1.14
DCK6-ABH63-MS	64	82	70-90	DCK6	AASC7090	ABSC7090	1.78
DCK6-ABH63-LS	64	82	90-110	DCK6	AASC90110	ABSC90110	1.90
DCK6-ABH80-MS	80	82	90-130	DCK6	AASC90130	ABSC90130	2.30
DCK6-ABH80-LS	80	82	130-170	DCK6	AASC130170	ABSC130170	2.44

注：使用错齿式加工详见A77页“加工方法”
Notice: For stepped cutting, please refer to Page A77.

ABH

ABH Rough Back-boring Tool ABH 反镗式粗镗头

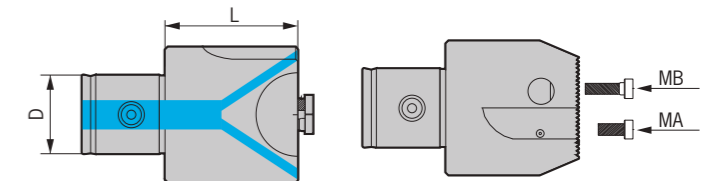
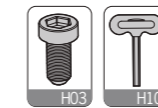


APR

型号 Specification	d	L	范围 Boring range	组合刀柄 Adapter size	刀片座 Insert holder	压板 Clamp	重量 Weight
DCK2-ABH25-MF	25	41	29-36	DCK2	AKCC2936	APR25	0.17
DCK2-ABH25-LF	25	41	35-42	DCK2	AKCC3542	APR25	0.18
DCK3-ABH32-MF	32	53	36-45	DCK3	AKCC3645	APR32	0.36
DCK3-ABH32-LF	32	53	44-53	DCK3	AKCC4453	APR32	0.36
DCK4-ABH40-MF	40	49	45-56	DCK4	AKCC4556	APR40	0.54
DCK4-ABH40-LF	40	49	55-66	DCK4	AKCC5566	APR40	0.55
DCK5-ABH50-MF	50	63	56-74	DCK5	AKCC5674	APR50	1.07
DCK5-ABH50-LF	50	63	74-92	DCK5	AKCC7492	APR50	1.09
DCK6-ABH63-MF	64	61	70-90	DCK6	AKCC7090	APR63	1.74
DCK6-ABH63-LF	64	61	90-110	DCK6	AKCC90110	APR63	1.79
DCK6-ABH80-MF	80	61	90-130	DCK6	AKCC90130	APR80	2.23
DCK6-ABH80-LF	80	61	130-170	DCK6	AKCC130170	APR80	2.30

注/Notice: 选配反镗头需满足: $C > (D+d)/2$

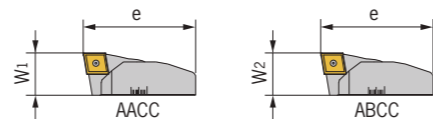
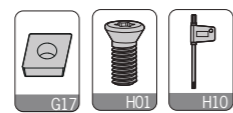
ABH Twin-bit Rough Boring Head ABH 分体式粗镗头本体



型号 Specification	D	L	刀片座锁紧螺钉 MA	刀片座锁紧螺钉 MB	L型扳手 Wrench	重量 Weight
ABH 19	11	21.5	-	E040U160-D	L03	0.07
25	14	40	-	E040U160-D	L03	0.16
32	18	48	E050U120-D	E050U200-D	L04	0.33
40	22	48	E060U120-D	E060U200-D	L05	0.49
50	28	60	E060U160-D	E060U250-D	L05	0.98
63	36	60	E080U160-D	E080U300-D	L06	1.60
80	36	60	E080U160-D	E080U300-D	L06	1.93

ABH

Cartridge For ABH Rough Boring Tool ABH 粗镗头刀座

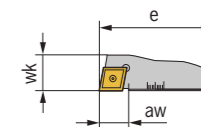
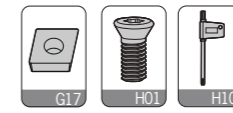


高刃刀座A Cartridge A	低刃刀座B Cartridge B	W ₁	W ₂	e	范围 Boring range	组合镗头 Boring head	刀片 Insert	刀片螺钉 Insert screw	旗形扳手 Wrench	重量 Weight
AACC 2026	ABCC 2026	11.95	11.85	17.7	20-26	ABH19	CCMT0602	M025W060	Q08	0.01
2531	2531	11.95	11.85	20.2	25-31	ABH19	CCMT0602	M025W060	Q08	0.01
2936	2936	11.7	11.5	25	29-36	ABH25	CCMT0602	M025W060	Q08	0.01
3542	3542	11.7	11.5	30	35-42	ABH25	CCMT0602	M025W060	Q08	0.02
3645	3645	11.7	11.5	32	36-45	ABH32	CCMT0602	M025W060	Q08	0.02
4453	4453	11.7	11.5	38	44-53	ABH32	CCMT0602	M025W060	Q08	0.02
4556	4556	15.6	15.4	40	45-56	ABH40	CCMT09T3	M040S100-1	Q15	0.04
5566	5566	15.6	15.4	46.5	55-66	ABH40	CCMT09T3	M040S100-1	Q15	0.05
5674	5674	19.2	19	49	56-74	ABH50	CCMT09T3	M040S100-1	Q15	0.06
7492	7492	19.2	19	62	74-92	ABH50	CCMT09T3	M040S100-1	Q15	0.09
7090	7090	22.6	22.4	60	70-90	ABH63	CCMT1204	M050Y110-1	Q20	0.12
90110	90110	22.6	22.4	78	90-110	ABH63	CCMT1204	M050Y110-1	Q20	0.18
90130	90130	22.6	22.4	82	90-130	ABH80	CCMT1204	M050Y110-1	Q20	0.18
130170	130170	22.6	22.4	99.5	130-170	ABH80	CCMT1204	M050Y110-1	Q20	0.23

适用 Suitable: 德克、三菱或日立刀片 DEREK、MITSUBISHI Or HITACHI Insert

ABH

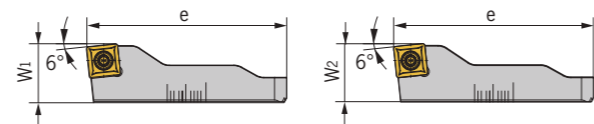
Cartridge for ABH Rough Back-boring Tool ABH 反镗式粗镗头刀座



反镗刀座K Cartridge K	aw	wk	e	范围 Boring range	组合镗头 Boring head	刀片 Insert	刀片螺钉 Insert screw	旗形扳手 Wrench	重量 Weight
AKCC 2936	4	11	25	29-36	ABH25	CCMT0602	M025W060	Q08	0.01
3542	7	11	30	35-42	ABH25	CCMT0602	M025W060	Q08	0.02
3645	5	11	32	36-45	ABH32	CCMT0602	M025W060	Q08	0.02
4453	9	11	38	44-53	ABH32	CCMT0602	M025W060	Q08	0.02
4556	5	15	40	45-56	ABH40	CCMT09T3	M040S100-1	Q15	0.04
5566	12	15	46.5	55-66	ABH40	CCMT09T3	M040S100-1	Q15	0.05
5674	11	17	49	56-74	ABH50	CCMT09T3	M040S100-1	Q15	0.07
7492	17	17	62	74-92	ABH50	CCMT09T3	M040S100-1	Q15	0.09
7090	12	21	60	70-90	ABH63	CCMT1204	M050Y110-1	Q20	0.13
90110	22	21	78	90-110	ABH63	CCMT1204	M050Y110-1	Q20	0.18
90130	24	21.5	82	90-130	ABH80	CCMT1204	M050Y110-1	Q20	0.18
130170	24	21.5	102.5	130-170	ABH80	CCMT1204	M050Y110-1	Q20	0.25

适用 Suitable: 德克、三菱或日立刀片 DEREK、MITSUBISHI Or HITACHI Insert

Cartridge For ABH 6° Rough Boring Tool ABH 6° 粗镗头刀座

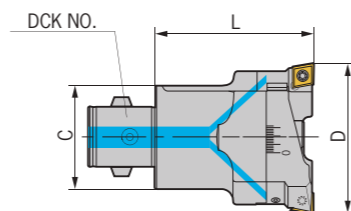
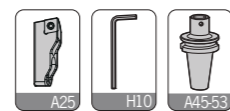


高刃刀座A Cartridge A	低刃刀座B Cartridge B	W ₁	W ₂	e	范围 Boring range	刀片 Insert	刀片螺钉 Insert screw	旗形扳手 Wrench	重量 Weight
AASP 2026	ABSP 2026	12.97	12.87	19.22	20-26	SPMT060204	M022W050	Q06B	0.006
2531	2531	12.97	12.87	20.22	25-31	SPMT060204	M022W050	Q06B	0.009
2936	2936	11.7	11.55	25	29-36	SPMT060204	M022W050	Q06B	0.01
3542	3542	11.7	11.55	30	35-42	SPMT060204	M022W050	Q06B	0.01
3645	3645	11.7	11.5	33	36-45	SPMT060204	M022W050	Q06B	0.02
4453	4453	11.7	11.5	38	44-53	SPMT060204	M022W050	Q06B	0.02
AASC 4556	ABSC 4556	15.6	15.4	41.1	45-56	SCMT09T308	M040S100-1	Q15	0.03
5566	5566	15.6	15.4	46.5	55-66	SCMT09T308	M040S100-1	Q15	0.04
5674	5674	19.15	18.95	49.5	56-74	SCMT09T308	M040S100-1	Q15	0.07
7492	7492	19.15	18.95	62	74-92	SCMT09T308	M040S100-1	Q15	0.09
7090	7090	22.6	22.35	60	70-90	SCMT120408	M050Y110-1	Q20	0.11
90110	90110	22.6	22.35	78	90-110	SCMT120408	M050Y110-1	Q20	0.17
90130	90130	22.6	22.35	82	90-130	SCMT120408	M050Y110-1	Q20	0.18
130170	130170	22.6	22.35	102.5	130-170	SCMT120408	M050Y110-1	Q20	0.23

注意: SPGT060204德克刀片、SCMT09T308/SCMT120408三菱刀片

DBH

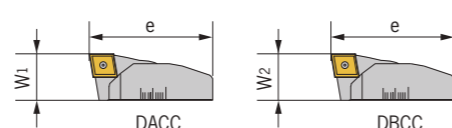
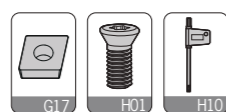

DBH Rough Boring Tool DBH 分体式粗镗头



型号 Specification	C	L	范围 Boring range	组合刀柄 Adapter size	刀片座 Cartridge	重量 Weight
DCK1-DBH20-26-C	19	32.5	20-26	DCK1	DACC2026-C	0.06
DCK2-DBH25-33-C	24	35.5	25-33	DCK2	DACC2533-C	0.12
DCK3-DBH32-42-C	31	40	32-42	DCK3	DACC3242-C	0.25
DCK4-DBH40-55-C	39	47	40-55	DCK4	DACC4055-C	0.45
DCK5-DBH52-70-C	50	57	52-70	DCK5	DACC5270-C	0.88
DCK6-DBH68-92-C	64	71	68-92	DCK6	DACC6892-C	1.58
DCK6-DBH90-122-C	64	71	90-122	DCK6	DACC90122-C	2.28
DCK6-DBH120-164-C	64	71	120-164	DCK6	DACC120164-C	3.20
DCK6-DBH160-204-C	64	71	160-204	DCK6	DACC160204-C	3.30
DCK7-DBH120-164-C	90	87	120-164	DCK7	DACC120164-C	4.70
DCK7-DBH160-204-C	90	87	160-204	DCK7	DACC160204-C	5.80

注：使用错齿式加工详见A75页“加工方法”
Notice: For stepped cutting, please refer to Page A75.

Cartridge for DBH Rough Boring Tool DBH 粗镗头刀座

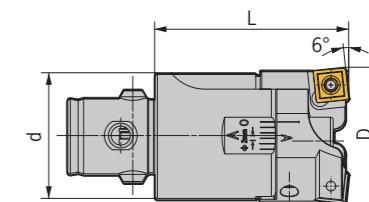
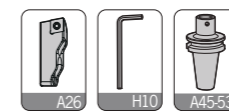


高刃刀座A Cartridge A	低刃刀座B Cartridge B	W ₁	W ₂	e	范围 Boring range	刀片 Insert	刀片螺钉 Insert screw	旗形扳手 Wrench	重量 Weight
DACC 2026-C	DBCC 2026-C	13.2	13.0	17.0	20-26	CCMT0602	M025W060	Q08	0.01
2533-C	2533-C	13.2	13.0	20.9	25-33	CCMT0602	M025W060	Q08	0.01
3242-C	3242-C	16.4	16.2	26.4	32-42	CCMT0602	M025W060	Q08	0.02
4055-C	4055-C	19.6	19.4	33.0	40-55	CCMT09T3	M040S100-1	Q15	0.04
5270-C	5270-C	22.6	22.4	44.4	52-70	CCMT09T3	M040S100-1	Q15	0.06
6892-C	6892-C	27.7	27.5	58.4	68-92	CCMT1204	M050Y110-1	Q20	0.09
90122-C	90122-C	25.7	25.45	72.9	90-122	CCMT1204	M050Y110-1	Q20	0.12
120164-C	120164-C	29.7	29.4	106.5	120-164	CCMT1204	M050Y110-1	Q20	0.18
160204-C	160204-C	29.7	29.4	120.5	160-204	CCMT1204	M050Y110-1	Q20	0.23

适用 Suitable: 德克、三菱或日立刀片 DEREK、MITSUBISHI Or HITACHI Insert

DBH

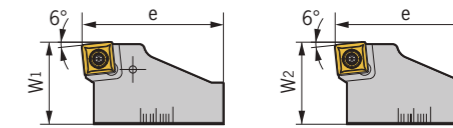
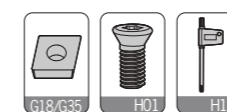
DBH 6° Rough Boring Tool DBH 6° 分体式粗镗头



型号 Specification	d	L	范围 Boring range	组合刀柄 Adapter size	刀片座 Cartridge	重量 Weight
DCK1-DBH20-26-S	19	32.5	20-26	DCK1	DASP2026-S	0.06
DCK2-DBH25-33-S	24	35.5	25-33	DCK2	DASP2533-S	0.12
DCK3-DBH32-42-S	31	40	32-42	DCK3	DASP3242-S	0.25
DCK4-DBH40-55-S	39	47	40-55	DCK4	DASC4055-S	0.45
DCK5-DBH52-70-S	50	57	52-70	DCK5	DASC5270-S	0.88
DCK6-DBH68-92-S	64	71	68-92	DCK6	DASC6892-S	1.58
DCK6-DBH90-122-S	64	71	90-122	DCK6	DASC90122-S	2.28
DCK7-DBH120-164-S	90	71	120-164	DCK7	DASC120164-S	4.70
DCK7-DBH160-204-S	90	71	160-204	DCK7	DASC160204-S	5.80

注：使用错齿式加工详见A75页“加工方法”
Notice: For stepped cutting, please refer to Page A75.

Cartridge for DBH 6° Rough Boring Tool DBH 6° 粗镗头刀座

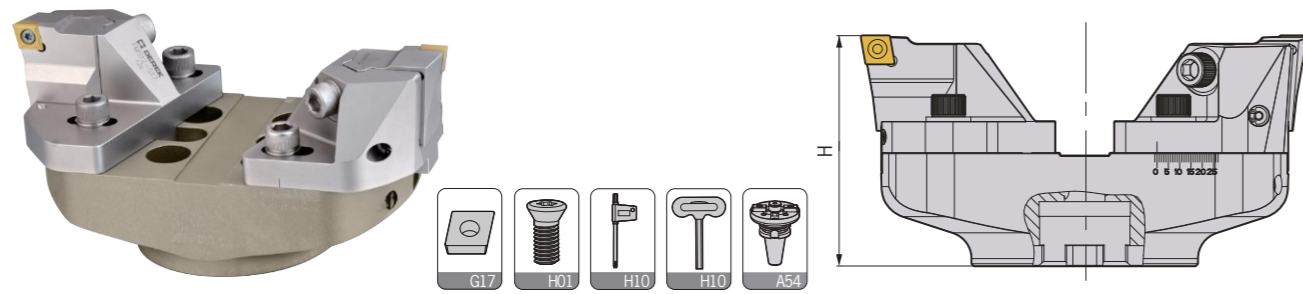


高刃刀座A Cartridge A	低刃刀座B Cartridge B	W ₁	W ₂	e	范围 Boring range	刀片 Insert	刀片螺钉 Insert screw	旗形扳手 Wrench	重量 Weight
DASP 2026-S	DBSP 2026-S	13.15	13	17.5	20-26	SPMT060204	M022W050	Q06	0.01
2533-S	2533-S	13.35	13.2	21	25-33	SPMT060204	M022W050	Q06	0.01
3242-S	3242-S	16.37	16.17	26.4	32-42	SPMT060204	M022W050	Q06	0.02
DASC 4055-S	DBSC 4055-S	19.61	19.41	33	40-55	SCMT09T308	M040S100-1	Q15	0.04
5270-S	5270-S	22.56	22.36	44.4	52-70	SCMT09T308	M040S100-1	Q15	0.09
6892-S	6892-S	27.7	27.45	58.5	68-92	SCMT120408	M050Y110-1	Q20	0.14
90122-S	90122-S	25.7	25.45	73	90-122	SCMT120408	M050Y110-1	Q20	0.22
120164-S	120164-S	29.7	29.4	106.5	120-164	SCMT120408	M050Y110-1	Q20	0.52
160204-S	160204-S	29.7	29.4	120.5	160-204	SCMT120408	M050Y110-1	Q20	0.64

注意：SPGT060204德克刀片、SCMT09T308/SCMT120408三菱刀片

FM-DBH

FM-DBH Large Diameter Rough Boring Tool
FM-DBH 大径双刃粗镗头



型号 Specification	范围 Boring range	H	组合刀柄 Adapter size	刀片型号 Insert	重量 Weight
FMS-DBH148200	148-200	102	FMS	CCMT1204	3.86
DBH198250	198-250	102	FMS	/	4.39
DBH248300	248-300	102	FMS	CNMG1606	4.87

刀片座 Insert Holder	图示 Picture	刀片型号 Insert	配件 Item	扳手 Wrench	重量 Weight
S12-R40-CC12		CCMT1204		Q20	0.25
S12-R40-CN16		CNMG1606		L03,L04	0.30

适用 Suitable: 德克、京瓷或住友刀片 DEREK、KYOCERA Or SUMITOMO Insert

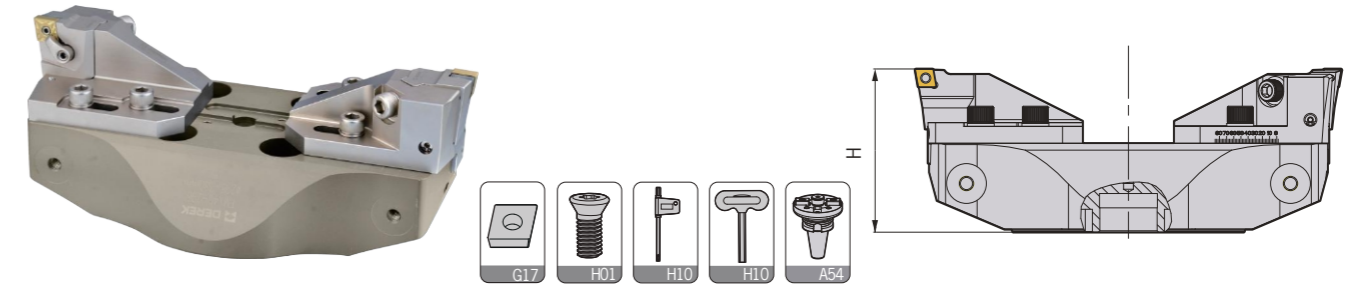
组件 Item	型号 Specification	图示 Picture	重量 Weight
组合刀柄 Adapter Size	HSK-A-FMS		-
	BT-FMS		-
	SK-FMS		-
	BBT-FMS		-
	CAT-FMS		-
大径铝横梁 Extension Aluminum Bridge	FMS40-148		1.46
	FMS40-198		1.99
	FMS40-248		2.47
粗镗滑块 Rough Boring Slider	FMS12-S17		0.95

特点 / Feature

- 铝制比重70-90%。
- 中心内冷。
- 轴向可调，调节行程1.5mm。
- 动平衡设定：G6.3；1,000 rpm。
- 70-90% of material is made from Aluminum.
- With internal cooling supply.
- Axial direction adjustable 0~1.5mm.
- Balanced: G6.3;1,000 rpm.

FM-DBH

FM-DBH Large Diameter Rough Boring Tool
FM-DBH 大径双刃粗镗头



型号 Specification	范围 Boring range	H	组合刀柄 Adapter size	刀片型号 Insert	重量 Weight
FMX-DBH298380	298-380	114	FMX	CCMT1204	8.97
DBH378460	378-460	119	FMX	/	10.73
DBH458540	458-540	124	FMX	CNMG1606	12.66

刀片座 Insert Holder	图示 Picture	刀片型号 Insert	配件 Item	扳手 Wrench	重量 Weight
S12-R40-CC12		CCMT1204		Q20	0.25
S12-R40-CN16		CNMG1606		L03,L04	0.30

适用 Suitable: 德克、京瓷或住友刀片 DEREK、KYOCERA Or SUMITOMO Insert

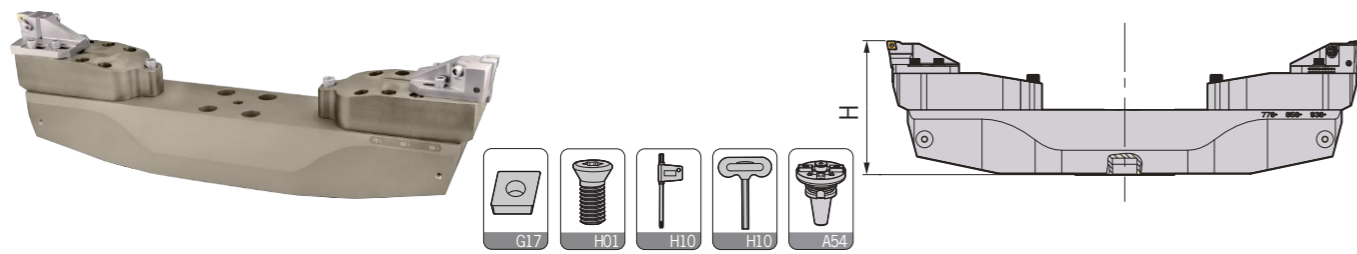
组件 Item	型号 Specification	图示 Picture	重量 Weight
组合刀柄 Adapter Size	HSK-A-FMX		-
	BT-FMX		-
	SK-FMX		-
	BBT-FMX		-
	CAT-FMX		-
大径铝横梁 Extension Aluminum Bridge	FMX40-298		5.33
	FMX40-378		7.09
	FMX40-458		9.02
粗镗滑块 Rough Boring Slider	FMS12-S24		1.57

特点 / Feature

- 铝制比重70-90%。
- 中心内冷。
- 轴向可调，调节行程1.5mm。
- 动平衡设定：G6.3；1,000 rpm。
- 70-90% of material is made from Aluminum.
- With internal cooling supply.
- Axial direction adjustable 0~1.5mm.
- Balanced: G6.3;1,000 rpm.

FM-DBH

FM-DBH Large Diameter Rough Boring Tool
FM-DBH 大径双刃粗镗头



型号 Specification	范围 Boring range	H	组合刀柄 Adapter size	刀片型号 Insert	重量 Weight
FMX-DBH538780	538-780	198	FMX	CCMT1204	25.11
DBH7781020	778-1020	218	FMX	/	36.30
DBH10181260	1018-1260	218	FMX	CNMG1606	43.73

刀片座 Insert Holder	图示 Picture	刀片型号 Insert	配件 Item	扳手 Wrench	重量 Weight
S12-R40-CC12		CCMT1204	M050Y110-1	Q20	0.25
S12-R40-CN16		CNMG1606	MC1604-X MX0822 MY0823 ML0828	L03,L04	0.30

适用 Suitable: 德克、京瓷或住友刀片 DEREK、KYOCERA Or SUMITOMO Insert

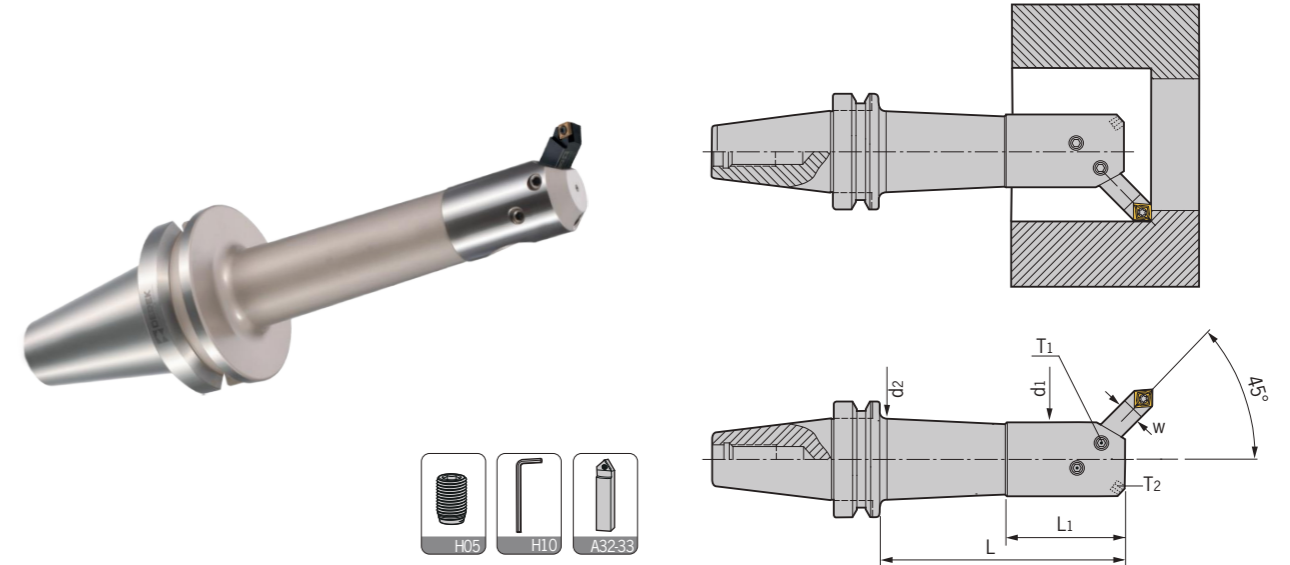
组件 Item	型号 Specification	图示 Picture	重量 Weight
组合刀柄 Adapter size	HSK-A-FMX		-
	BT-FMX		-
	SK-FMX		-
	BBT-FMX		-
	CAT-FMX		-
大径铝横梁 Extension Aluminum bridge	FMX40-538		14.77
	FMX40-778		25.96
	FMX40-1018		33.39
加长铝滑块 Long Aluminum Slider	FMA35-S24		3.35
粗镗滑块 Rough Boring Slider	FMS12-S24		1.57

特点 / Feature

- 铝制比重70-90%。
- 中心内冷。
- 轴向可调，调节行程1.5mm。
- 动平衡设定：G6.3；1,000 rpm。
- 70-90% of material is made from Aluminum.
- With internal cooling supply.
- Axial direction adjustable 0~1.5mm.
- Balanced: G6.3;1,000 rpm.

BSA

BSA 45° Boring Holder With Square Boring Bit
BSA 45° 粗镗孔刀柄



型号 Specification	d1	d2	L1	L	范围 Boring range	W	锁紧螺钉 T1	锁紧螺钉 T2	重量 Weight
BT40-BSA25-120	20	22	35	90	25-38	8	M060U060-D	-	1.19
BSA30-150	24	26	40	120	30-42	8	M060U080-D	M060U100-D	1.40
BSA38-165	30	33	50	135	38-52	10	M080U100-D	M080U120-D	1.70
BSA42-165	34	37	50	135	42-56	10	M080U100-D	M080U120-D	1.91
BSA42-210	34	37	50	180	42-56	10	M080U100-D	M080U120-D	2.24
BSA50-165	40	44	65	135	50-65	13	M080U100-D	M080U120-D	2.24
BSA62-180	50	56	80	150	62-90	16	M100U120-D	M100U160-D	3.20
BSA72-180	60	-	95	150	72-110	19	M100U120-D	M100U200-D	3.93
BSA90-180	75	-	-	150	90-125	19	M120U200-D	M120U300-D	5.13
BT50-BSA25-135	20	22	35	92	25-38	8	M060U060-D	-	3.90
BSA30-165	24	26	40	122	30-42	8	M060U080-D	M060U100-D	4.07
BSA38-180	30	33	50	137	38-52	10	M080U100-D	M080U120-D	4.39
BSA42-210	34	37	60	167	42-56	10	M080U100-D	M080U120-D	4.86
BSA50-180	40	44	65	137	50-65	13	M080U100-D	M080U120-D	5.00
BSA50-240	40	44	65	197	50-65	13	M080U100-D	M080U120-D	5.59
BSA62-195	50	56	80	152	62-90	16	M100U120-D	M100U160-D	5.93
BSA62-270	50	56	80	227	62-90	16	M100U120-D	M100U160-D	6.63
BSA72-195	60	66	95	152	72-110	19	M100U160-D	M100U200-D	6.18
BSA72-285	60	66	95	242	72-110	19	M100U160-D	M100U200-D	8.92
BSA90-210	75	80	110	267	90-125	19	M120U200-D	M120U300-D	8.88
BSA90-300	75	80	110	257	90-125	19	M120U200-D	M120U300-D	12.14
BSA105-195	90	-	-	152	105-160	25	M120U200-D	M120U300-D	10.60
BSA105-285	90	94	130	242	105-160	25	M120U200-D	M120U300-D	14.00

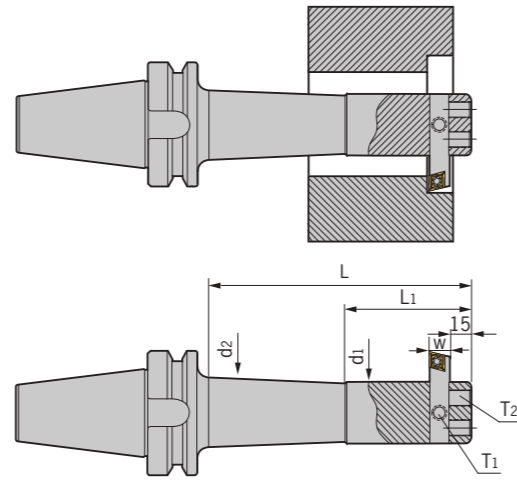
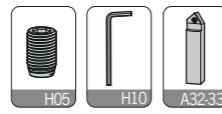

注：刀夹需单独订购。
Notice: Square boring bit shall be ordered separately.

特点 / Feature

- 可选用四角形熔焊刀具或舍弃式刀具。
- 镗盲孔专用。
- Can be with 4-corner welded cutter or indexable cutting tools.
- Special for blind holes.

BSB

BSB 90° Boring Holder With Square Boring Bit
BSB90° 粗镗孔刀柄



型号 Specification	d ₁	d ₂	L ₁	L	范围 Boring range	W	锁紧螺钉 T ₁	锁紧螺钉 T ₂	重量 Weight
BT40- BSB25-120	20	22	35	90	25-52	8	M060U060-D	M060U120-D	1.21
BSB38-150	30	33	55	120	38-70	10	M080U100-D	M080U120-D	1.73
BSB50-165	40	44	70	135	50-90	13	M100U120-D	M100U120-D	2.45
BSB62-180	50	56	80	150	62-115	16	M100U120-D	M100U160-D	3.56
BSB90-180	75	-	-	150	90-150	19	M120U120-D	M120U250-D	6.30
BT50- BSB25-135	20	22	35	92	25-52	8	M060U060-D	M060U120-D	3.95
BSB38-180	30	33	55	137	38-70	10	M080U100-D	M080U120-D	4.51
BSB50-180	40	44	70	137	50-90	13	M100U120-D	M100U120-D	5.21
BSB50-240	40	44	70	197	50-90	13	M100U120-D	M100U120-D	5.82
BSB62-195	50	56	80	152	62-115	16	M100U120-D	M100U160-D	6.33
BSB62-270	50	56	80	227	62-115	16	M100U120-D	M100U160-D	7.61
BSB72-195	60	66	95	152	72-135	19	M120U120-D	M120U200-D	7.40
BSB72-285	60	66	95	242	72-135	19	M120U120-D	M120U200-D	9.37
BSB90-210	75	80	115	167	90-150	19	M120U120-D	M120U250-D	9.97
BSB90-300	75	80	115	257	90-150	19	M120U120-D	M120U250-D	13.24
BSB105-195	90	-	-	152	105-190	25	M120U120-D	M120U300-D	11.66
BSB105-285	90	94	135	242	105-190	25	M120U120-D	M120U300-D	16.29

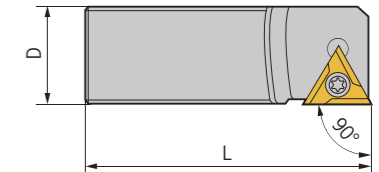
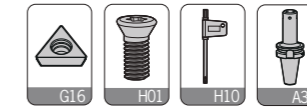
注：刀夹需单独订购。
Notice: Square boring bit shall be ordered separately.

特点 / Feature

- 适用于孔径凹凸不平，毛坯粗糙之加工物。 ■For work piece with a rough surface.
- 适用通孔、反镗加工。 ■Special for through holes.

TBS

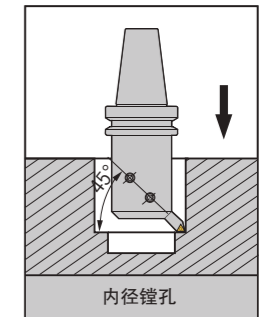
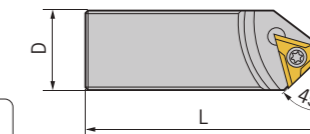
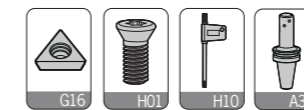
TBS Square Boring Bar
TBS 舍弃式镗孔刀杆



T90度刀杆适用于BSB刀柄 For BSB Boring Holder

型号 Specification	D	L	范围 Boring range	刀片 Insert	刀片螺钉 Insert screw	旗形扳手 Wrench	重量 Weight
TBS 910-36-L	10	36	38-50	TPGH0902	M025W060	Q08	0.05
910-45-L	10	45	50-70	TPGH0902	M025W060	Q08	0.05
913-48-L	13	48	50-70	TPGH1103	M030W070	Q08	0.08
913-65-L	13	65	70-90	TPGH1103	M030W070	Q08	0.10
916-60-L	16	60	62-90	TPGH1103	M030W070	Q08	0.15
916-80-L	16	80	90-115	TPGH1103	M030W070	Q08	0.20
919-70-L	19	70	72-105	TPGH1603	M035T085	Q15	0.22
919-85-L	19	85	90-115	TPGH1603	M035T085	Q15	0.25
919-90-L	19	90	105-135	TPGH1603	M035T085	Q15	0.27
919-105-L	19	105	115-150	TPGH1603	M035T085	Q15	0.30
925-100-L	25	100	105-140	TPGH1603	M035T085	Q15	0.50
925-135-L	25	130	140-190	TPGH1603	M035T085	Q15	0.65

适用 Suitable: 德克、京瓷或住友刀片 DEREK、KYOCERA Or SUMITOMO Insert



T45度刀杆适用于BSA刀柄 For BSA Boring Holder

型号 Specification	D	L	范围 Boring range	刀片 Insert	刀片螺钉 Insert screw	旗形扳手 Wrench	重量 Weight
TBS 410-45	10	45	38-52	TPGH0902	M025W060	Q08	0.05
410-50	10	50	42-56	TPGH0902	M025W060	Q08	0.05
413-60	13	60	50-65	TPGH1103	M030W070	Q08	0.10
416-75	16	75	62-90	TPGH1103	M030W070	Q08	0.15
419-90	19	90	72-110	TPGH1603	M035T085	Q15	0.25
419-115	19	115	90-125	TPGH1603	M035T085	Q15	0.35
425-130	25	130	105-160	TPGH1603	M035T085	Q15	0.65

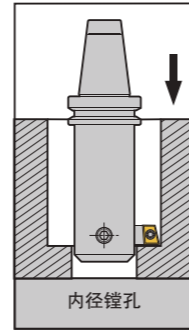

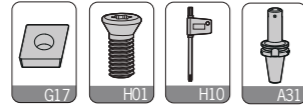
适用 Suitable: 德克、京瓷或住友刀片 DEREK、KYOCERA Or SUMITOMO Insert

特点 / Feature

- TBS适合粗加工及中切削加工。 ■For roughing and medium-heavy cutting.

CBS

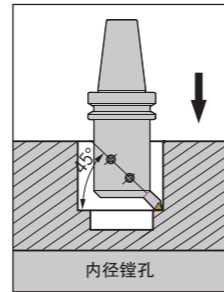
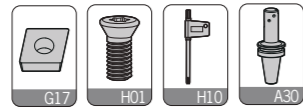
CBS Square Boring Bar
CBS 舍弃式镗孔刀杆



C90度刀杆适用于BSB刀柄 For BSB Boring Holder

型号 Specification	D	L	范围 Boring range	刀片 Insert	刀片螺钉 Insert screw	旗形扳手 Wrench	重量 Weight
CBS 908-23-L	8	23	25-38	CCMT0602	M025W060	Q08	0.05
908-30-L	8	30	38-52	CCMT0602	M025W060	Q08	0.06
910-36-L	10	36	38-50	CCMT0602	M025W060	Q08	0.07
910-45-L	10	45	50-70	CCMT0602	M025W060	Q08	0.08
913-48-L	13	48	50-70	CCMT09T3	M040S100	Q15	0.10
913-65-L	13	65	70-90	CCMT09T3	M040S100	Q15	0.12
916-60-L	16	60	62-90	CCMT09T3	M040S100	Q15	0.15
916-80-L	16	80	90-115	CCMT09T3	M040S100	Q15	0.17
919-70-L	19	70	72-105	CCMT1204	M050Y110-1	Q20	0.20
919-85-L	19	85	90-115	CCMT1204	M050Y110-1	Q20	0.23
919-90-L	19	90	105-135	CCMT1204	M050Y110-1	Q20	0.24
919-105-L	19	105	115-150	CCMT1204	M050Y110-1	Q20	0.30
925-100-L	25	100	105-140	CCMT1204	M050Y110-1	Q20	0.50
925-135-L	25	135	140-190	CCMT1204	M050Y110-1	Q20	0.65

适用 Suitable:德克、三菱或日立刀片 DEREK、MITSUBISHI Or HITACHI Insert



C45度刀杆适用于BSA刀柄 For BSA Boring Holder

型号 Specification	D	L	范围 Boring range	刀片 Insert	刀片螺钉 Insert screw	旗形扳手 Wrench	重量 Weight
CBS 408-30	8	30	25-38	CCMT0602	M025W060	Q08	0.05
408-35	8	35	30-42	CCMT0602	M025W060	Q08	0.06
410-45	10	45	38-52	CCMT0602	M025W060	Q08	0.07
410-50	10	50	42-56	CCMT0602	M025W060	Q08	0.08
413-60	13	60	50-65	CCMT09T3	M040S100	Q15	0.10
416-75	16	75	62-90	CCMT09T3	M040S100	Q15	0.20
419-90	19	90	72-110	CCMT1204	M050Y110-1	Q20	0.25
419-115	19	115	90-125	CCMT1204	M050Y110-1	Q20	0.30
425-130	25	130	105-160	CCMT1204	M050Y110-1	Q20	0.60

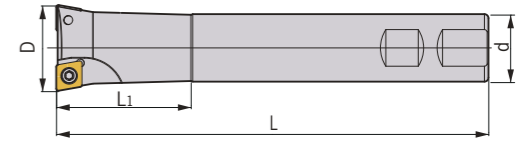
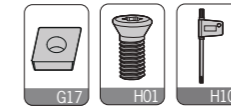
适用 Suitable:德克、三菱或日立刀片 DEREK、MITSUBISHI Or HITACHI Insert

特点 / Feature

■CBS适合重切削加工。 ■For heavy cutting.

SB

SB Fixed Rough Boring Bar
SB 固定式粗镗刀杆

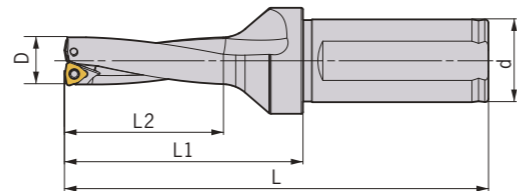
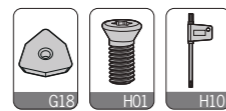


型号 Specification	刃数 Teeth	D	d	L ₁	L	刀片 Insert	刀片螺钉 Insert screw	旗形扳手 Wrench	重量 Weight
SB- C16-TB16-110	2	15.8	16	60	110	CCMT060204	M025W060	Q08	0.15
C16-TB16-135	2	15.8	16	85	135	CCMT060204	M025W060	Q08	0.18
C16-TB17-110	2	16.8	16	40	110	CCMT060204	M025W060	Q08	0.16
C16-TB17-135	2	16.8	16	40	135	CCMT060204	M025W060	Q08	0.20
C16-TB18-110	2	17.8	16	40	110	CCMT060204	M025W060	Q08	0.16
C16-TB18-135	2	17.8	16	40	135	CCMT060204	M025W060	Q08	0.20
C16-TB19-110	2	18.8	16	40	110	CCMT060204	M025W060	Q08	0.16
C16-TB19-160	2	18.8	16	40	160	CCMT060204	M025W060	Q08	0.24
C16-TB20-110	2	19.8	16	40	110	CCMT060204	M025W060	Q08	0.17
C16-TB20-160	2	19.8	16	40	160	CCMT060204	M025W060	Q08	0.25
C20-TB21-120	2	20.8	20	40	120	CCMT060204	M025W060	Q08	0.27
C20-TB21-160	2	20.8	20	40	160	CCMT060204	M025W060	Q08	0.37
C20-TB22-120	2	21.8	20	40	120	CCMT060204	M025W060	Q08	0.28
C20-TB22-160	2	21.8	20	40	160	CCMT060204	M025W060	Q08	0.38
C20-TB23-120	2	22.8	20	40	120	CCMT060204	M025W060	Q08	0.28
C20-TB23-180	2	22.8	20	40	180	CCMT060204	M025W060	Q08	0.43
C20-TB24-120	2	23.8	20	40	120	CCMT060204	M025W060	Q08	0.29
C20-TB24-180	2	23.8	20	40	180	CCMT060204	M025W060	Q08	0.44
C20-TB25-120	2	24.8	20	40	120	CCMT060204	M025W060	Q08	0.29
C20-TB25-160	2	24.8	20	40	160	CCMT060204	M025W060	Q08	0.39
C20-TB25-190	2	24.8	20	40	190	CCMT060204	M025W060	Q08	0.47
C20-TB26-120	2	25.8	20	40	120	CCMT060204	M025W060	Q08	0.30
C20-TB26-190	2	25.8	20	40	190	CCMT060204	M025W060	Q08	0.47
C20-TB27-120	2	26.8	20	40	120	CCMT060204	M025W060	Q08	0.30
C20-TB27-190	2	26.8	20	40	190	CCMT060204	M025W060	Q08	0.48
C20-TB28-120	2	27.8	20	40	120	CCMT09T308	M040S100-1	Q15	0.28
C20-TB28-190	2	27.8	20	40	190	CCMT09T308	M040S100-1	Q15	0.46
C25-TB30-160	2	29.8	25	50	160	CCMT09T308	M040S100-1	Q15	0.58
C25-TB30-190	2	29.8	25	50	190	CCMT09T308	M040S100-1	Q15	0.70
C25-TB32-160	2	31.8	25	50	160	CCMT09T308	M040S100-1	Q15	0.60
C25-TB32-210	2	31.8	25	50	210	CCMT09T308	M040S100-1	Q15	0.79
C25-TB35-160	2	34.8	25	50	160	CCMT09T308	M040S100-1	Q15	0.61
C25-TB35-230	2	34.8	25	50	230	CCMT09T308	M040S100-1	Q15	0.88
C25-TB37-160	2	36.8	25	50	160	CCMT09T308	M040S100-1	Q15	0.63
C25-TB37-250	2	36.8	25	50	250	CCMT09T308	M040S100-1	Q15	0.97
C25-TB40-160	2	39.8	25	50	160	CCMT09T308	M040S100-1	Q15	0.68
C32-TB40-250	2	39.8	32	50	250	CCMT09T308	M040S100-1	Q15	1.03
C32-TB42-200	2	41.8	32	50	200	CCMT09T308	M040S100-1	Q15	1.27
C32-TB42-250	2	41.8	32	50	250	CCMT09T308	M040S100-1	Q15	1.59
C32-TB45-200	2	44.8	32	50	200	CCMT09T308	M040S100-1	Q15	1.31
C32-TB45-310	2	44.8	32	50	310	CCMT09T308	M040S100-1	Q15	2.01
C32-TB47-200	2	46.8	32	50	200	CCMT09T308	M040S100-1	Q15	1.34
C32-TB47-260	2	46.8	32	50	260	CCMT09T308	M040S100-1	Q15	1.72
C32-TB50-200	2	49.8	32	50	200	CCMT09T308	M040S100-1	Q15	1.38
C32-TB50-310	2	49.8	32	50	310	CCMT09T308	M040S100-1	Q15	2.07

适用 Suitable:德克刀片 DEREK Insert

KSD-W

KSD-W Indexable Insert Drill (3xD)
KSD-W 舍弃式快速钻头 (3倍长)



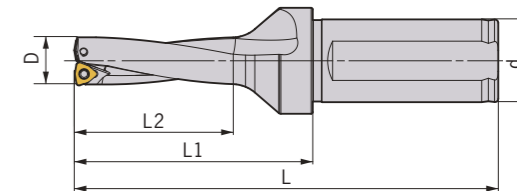
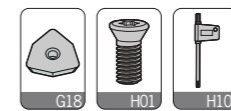
型号 Specification	刃数 Teeth	D	d	L1	L2	L	刀片 Insert	刀片螺钉 Insert screw	旗形扳手 Wrench	重量 Weight
KSD- C25-150-3-W	2	15	25	72	48	128	WCMX030208	M025W050	Q08B	0.32
C25-155-3-W	2	15.5	25	72	48	128	WCMX030208	M025W050	Q08B	0.32
C25-160-3-W	2	16	25	75	51	131	WCMX030208	M025W050	Q08B	0.33
C25-165-3-W	2	16.5	25	75	51	131	WCMX030208	M025W050	Q08B	0.34
C25-170-3-W	2	17	25	78	54	134	WCMX030208	M025W060	Q08B	0.34
C25-175-3-W	2	17.5	25	78	54	134	WCMX030208	M025W060	Q08B	0.35
C25-180-3-W	2	18	25	81	57	137	WCMX030208	M025W060	Q08B	0.36
C25-185-3-W	2	18.5	25	81	57	137	WCMX030208	M025W060	Q08B	0.36
C25-190-3-W	2	19	25	84	60	140	WCMX030208	M025W060	Q08B	0.37
C25-195-3-W	2	19.5	25	84	60	140	WCMX030208	M025W060	Q08B	0.37
C32-200-3-W	2	20	32	91	64	151	WCMX040208	M025W070	Q08B	0.57
C32-205-3-W	2	20.5	32	91	64	151	WCMX040208	M025W070	Q08B	0.57
C32-210-3-W	2	21	32	94	67	154	WCMX040208	M025W070	Q08B	0.58
C32-215-3-W	2	21.5	32	94	67	154	WCMX040208	M025W070	Q08B	0.58
C32-220-3-W	2	22	32	97	70	157	WCMX040208	M025W070	Q08B	0.59
C32-225-3-W	2	22.5	32	97	70	157	WCMX040208	M025W070	Q08B	0.59
C32-230-3-W	2	23	32	100	73	160	WCMX040208	M025W070	Q08B	0.61
C32-235-3-W	2	23.5	32	100	73	160	WCMX040208	M025W070	Q08B	0.62
C32-240-3-W	2	24	32	103	76	163	WCMX040208	M025W070	Q08B	0.64
C32-245-3-W	2	24.5	32	103	76	163	WCMX040208	M025W070	Q08B	0.65
C32-250-3-W	2	25	32	106	79	166	WCMX050308	M030W070	Q08B	0.66
C32-255-3-W	2	25.5	32	106	79	166	WCMX050308	M030W070	Q08B	0.66
C32-260-3-W	2	26	32	109	82	169	WCMX050308	M030W070	Q08B	0.70
C32-265-3-W	2	26.5	32	109	82	169	WCMX050308	M030W070	Q08B	0.70
C32-270-3-W	2	27	32	112	85	172	WCMX050308	M030W070	Q08B	0.71
C32-280-3-W	2	28	32	115	88	175	WCMX050308	M030W070	Q08B	0.75
C32-290-3-W	2	29	32	118	91	178	WCMX050308	M030W070	Q08B	0.77
C32-300-3-W	2	30	32	121	94	181	WCMX050308	M030W070	Q08B	0.81
C32-310-3-W	2	31	32	127	97	187	WCMX06T308	M035W090	Q15B	0.84
C32-320-3-W	2	32	32	130	100	190	WCMX06T308	M035W090	Q15B	0.88
C32-330-3-W	2	33	32	133	103	193	WCMX06T308	M035W090	Q15B	0.93
C32-340-3-W	2	34	32	136	106	196	WCMX06T308	M035W090	Q15B	0.96
C32-350-3-W	2	35	32	139	109	199	WCMX06T308	M035W090	Q15B	0.97
C32-360-3-W	2	36	32	142	112	202	WCMX06T308	M035W090	Q15B	1.06
C32-370-3-W	2	37	32	145	115	205	WCMX06T308	M035W090	Q15B	1.06
C32-380-3-W	2	38	32	148	118	208	WCMX06T308	M035W090	Q15B	1.06
C32-390-3-W	2	39	32	151	121	211	WCMX06T308	M035W090	Q15B	1.17

适用 Suitable: 德克或住友刀片 DEREK Or SUMITOMO Insert

转下页
See next page

KSD-W

KSD-W Indexable Insert Drill (3xD)
KSD-W 舍弃式快速钻头 (3倍长)

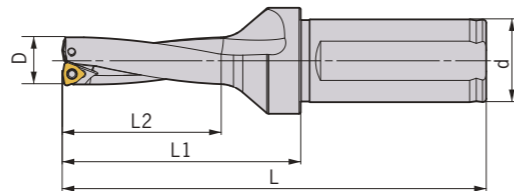
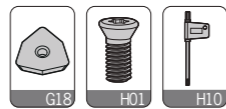


型号 Specification	刃数 Teeth	D	d	L1	L2	L	刀片 Insert	刀片螺钉 Insert screw	旗形扳手 Wrench	重量 Weight
KSD- C40-400-3-W	2	40	40	156	126	226	WCMX080412	M040W090	Q15B	1.66
C40-410-3-W	2	41	40	159	129	229	WCMX080412	M040W090	Q15B	1.66
C40-420-3-W	2	42	40	162	132	232	WCMX080412	M040W090	Q15B	1.70
C40-430-3-W	2	43	40	165	135	235	WCMX080412	M040W090	Q15B	1.77
C40-440-3-W	2	44	40	168	138	238	WCMX080412	M040W090	Q15B	1.81
C40-450-3-W	2	45	40	171	141	241	WCMX080412	M040W090	Q15B	1.81
C40-460-3-W	2	46	40	174	144	244	WCMX080412	M040W090	Q15B	1.96
C40-470-3-W	2	47	40	177	147	247	WCMX080412	M040W090	Q15B	2.04
C40-480-3-W	2	48	40	180	150	250	WCMX080412	M040W090	Q15B	2.11
C40-490-3-W	2	49	40	183	150	253	WCMX080412	M040W090	Q15B	2.20
C40-500-3-W	2	50	40	186	153	256	WCMX080412	M040W090	Q15B	2.28
C40-510-3-W	2	51	40	189	189	259	WCMX080412	M040W090	Q15B	2.30
C40-520-3-W	2	52	40	192	192	262	WCMX080412	M040W090	Q15B	2.40
C40-530-3-W	2	53	40	195	195	265	WCMX080412	M040W090	Q15B	2.42
C40-540-3-W	2	54	40	198	198	268	WCMX080412	M040W090	Q15B	2.46
C40-550-3-W	2	55	40	201	201	271	WCMX080412	M040W090	Q15B	2.56
C40-560-3-W	2	56	40	204	204	274	WCMX080412	M040W090	Q15B	2.79
C40-570-3-W	2	57	40	207	207	277	WCMX080412	M040W090	Q15B	2.89
C40-580-3-W	2	58	40	210	210	280	WCMX080412	M040W090	Q15B	2.95
C40-590-3-W	2	59	40	213	213	283	WCMX080412	M040W090	Q15B	3.18
C40-600-3-W	2	60	40	216	216	286	WCMX080412	M040W090	Q15B	3.22
C40-610-3-W	2	61	40	219	219	289	WCMX050308	M030W070	Q08B	3.38
C40-620-3-W	2	62	40	222	222	292	WCMX050308	M030W070	Q08B	3.47
C40-630-3-W	2	63	40	225	225	295	WCMX050308	M030W070	Q08B	3.56
C40-640-3-W	2	64	40	228	228	298	WCMX050308	M030W070	Q08B	3.72
C40-650-3-W	2	65	40	231	231	301	WCMX050308	M030W070	Q08B	3.94
C40-660-3-W	2	66	40	234	234	304	WCMX06T308	M030W070	Q08B	4.01
C40-670-3-W	2	67	40	237	237	307	WCMX06T308	M030W070	Q08B	4.23
C40-680-3-W	2	68	40	240	240	310	WCMX06T308	M030W070	Q08B	4.28
C40-690-3-W	2	69	40	243	243	313	WCMX06T308	M030W070	Q08B	4.49
C40-700-3-W	2	70	40	246	246	316	WCMX06T308	M030W070	Q08B	4.60

适用 Suitable: 德克或住友刀片 DEREK Or SUMITOMO Insert

KSD-W

KSD-W Indexable Insert Drill (4xD)
KSD-W 舍弃式快速钻头 (4倍长)

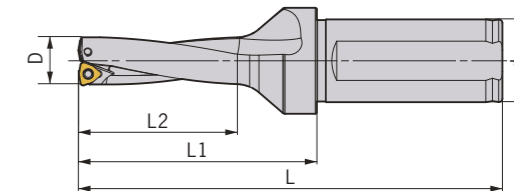
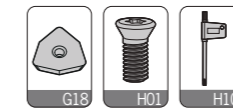


型号 Specification	刃数 Teeth	D	d	L ₁	L ₂	L	刀片 Insert	刀片螺钉 Insert screw	旗形扳手 Wrench	重量 Weight
KSD- C25-160-4-W	2	16	25	92	68	148	WCMX030208	M025W050	Q08B	0.35
C25-165-4-W	2	16.5	25	92	68	148	WCMX030208	M025W050	Q08B	0.35
C25-170-4-W	2	17	25	96	72	152	WCMX030208	M025W050	Q08B	0.35
C25-175-4-W	2	17.5	25	96	72	152	WCMX030208	M025W050	Q08B	0.36
C25-180-4-W	2	18	25	100	76	156	WCMX030208	M025W060	Q08B	0.37
C25-185-4-W	2	18.5	25	100	76	156	WCMX030208	M025W060	Q08B	0.38
C25-190-4-W	2	19	25	104	80	160	WCMX030208	M025W060	Q08B	0.39
C25-195-4-W	2	19.5	25	104	80	160	WCMX030208	M025W060	Q08B	0.39
C32-200-4-W	2	20	32	111	84	171	WCMX040208	M025W060	Q08B	0.58
C32-205-4-W	2	20.5	32	111	84	171	WCMX040208	M025W060	Q08B	0.59
C32-210-4-W	2	21	32	115	88	175	WCMX040208	M025W060	Q08B	0.60
C32-215-4-W	2	21.5	32	115	88	175	WCMX040208	M025W060	Q08B	0.61
C32-220-4-W	2	22	32	119	92	179	WCMX040208	M025W060	Q08B	0.63
C32-225-4-W	2	22.5	32	119	92	179	WCMX040208	M025W060	Q08B	0.63
C32-230-4-W	2	23	32	123	96	183	WCMX040208	M025W060	Q08B	0.65
C32-235-4-W	2	23.5	32	123	96	183	WCMX040208	M025W060	Q08B	0.66
C32-240-4-W	2	24	32	127	100	187	WCMX040208	M025W060	Q08B	0.67
C32-245-4-W	2	24.5	32	127	100	187	WCMX040208	M025W060	Q08B	0.68
C32-250-4-W	2	25	32	131	104	191	WCMX050308	M030W070	Q08B	0.69
C32-255-4-W	2	25.5	32	131	104	191	WCMX050308	M030W070	Q08B	0.71
C32-260-4-W	2	26	32	135	108	195	WCMX050308	M030W070	Q08B	0.75
C32-265-4-W	2	26.5	32	135	108	195	WCMX050308	M030W070	Q08B	0.75
C32-270-4-W	2	27	32	139	112	199	WCMX050308	M030W070	Q08B	0.77
C32-280-4-W	2	28	32	143	116	203	WCMX050308	M030W070	Q08B	0.81
C32-290-4-W	2	29	32	147	120	207	WCMX050308	M030W070	Q08B	0.84
C32-300-4-W	2	30	32	151	124	211	WCMX050308	M030W070	Q08B	0.87
C32-310-4-W	2	31	32	158	128	218	WCMX06T308	M035W090	Q15B	0.91
C32-320-4-W	2	32	32	162	132	222	WCMX06T308	M035W090	Q15B	0.97
C32-330-4-W	2	33	32	166	136	226	WCMX06T308	M035W090	Q15B	1.00
C32-340-4-W	2	34	32	170	140	230	WCMX06T308	M035W090	Q15B	1.03
C32-350-4-W	2	35	32	174	144	234	WCMX06T308	M035W090	Q15B	1.08
C32-360-4-W	2	36	32	178	148	238	WCMX06T308	M035W090	Q15B	1.12
C32-370-4-W	2	37	32	182	152	242	WCMX06T308	M035W090	Q15B	1.19
C32-380-4-W	2	38	32	186	156	246	WCMX06T308	M035W090	Q15B	1.23
C32-390-4-W	2	39	32	190	160	250	WCMX06T308	M035W090	Q15B	1.25

适用 Suitable: 德克或住友刀片 DEREK Or SUMITOMO Insert

KSD-W

KSD-W Indexable Insert Drill (4xD)
KSD-W 舍弃式快速钻头 (4倍长)



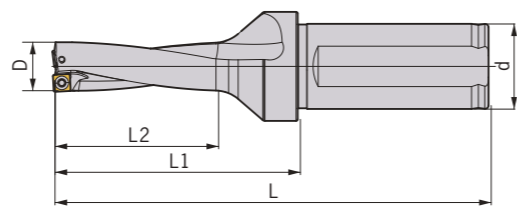
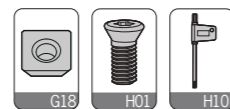
型号 Specification	刃数 Teeth	D	d	L ₁	L ₂	L	刀片 Insert	刀片螺钉 Insert screw	旗形扳手 Wrench	重量 Weight
KSD- C40-400-4-W	2	40	40	196	166	266	WCMX080412	M040W090	Q15B	1.78
C40-410-4-W	2	41	40	200	170	270	WCMX080412	M040W090	Q15B	1.88
C40-420-4-W	2	42	40	204	174	274	WCMX080412	M040W090	Q15B	1.92
C40-430-4-W	2	43	40	208	178	278	WCMX080412	M040W090	Q15B	2.04
C40-440-4-W	2	44	40	212	182	282	WCMX080412	M040W090	Q15B	2.20
C40-450-4-W	2	45	40	216	186	286	WCMX080412	M040W090	Q15B	2.32
C40-460-4-W	2	46	40	220	190	290	WCMX080412	M040W090	Q15B	2.38
C40-470-4-W	2	47	40	224	194	294	WCMX080412	M040W090	Q15B	2.41
C40-480-4-W	2	48	40	228	198	298	WCMX080412	M040W090	Q15B	2.53
C40-490-4-W	2	49	40	232	202	302	WCMX080412	M040W090	Q15B	2.56
C40-500-4-W	2	50	40	236	206	306	WCMX080412	M040W090	Q15B	2.69
C40-510-4-W	2	51	40	240	210	310	WCMX080412	M040W090	Q15B	2.83
C40-520-4-W	2	52	40	244	214	314	WCMX080412	M040W090	Q15B	2.84
C40-530-4-W	2	53	40	248	218	318	WCMX080412	M040W090	Q15B	3.05
C40-540-4-W	2	54	40	252	222	322	WCMX080412	M040W090	Q15B	3.23
C40-550-4-W	2	55	40	256	226	326	WCMX080412	M040W090	Q15B	3.28
C40-560-4-W	2	56	40	260	230	330	WCMX080412	M040W090	Q15B	3.43
C40-570-4-W	2	57	40	264	234	334	WCMX080412	M040W090	Q15B	3.63
C40-580-4-W	2	58	40	268	238	338	WCMX080412	M040W090	Q15B	3.77
C40-590-4-W	2	59	40	272	242	342	WCMX080412	M040W090	Q15B	3.82
C40-600-4-W	2	60	40	276	246	346	WCMX080412	M040W090	Q15B	3.97
C40-610-4-W	2	61	40	280	250	350	WCMX080412	M040W090	Q15B	4.10

适用 Suitable: 德克或住友刀片 DEREK Or SUMITOMO Insert

转下页
See next page

KSD-S

KSD-S Indexable Insert Drill (3xD)
KSD-S 舍弃式快速钻头 (3倍长)



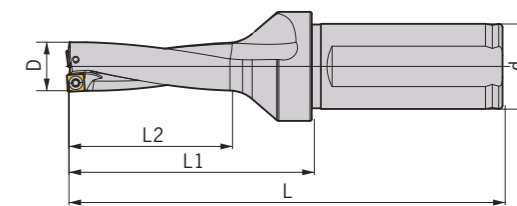
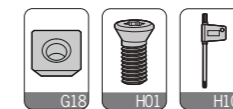
型号 Specification	刃数 Teeth	D	d	L ₁	L ₂	L	刀片 Insert	刀片螺钉 Insert screw	旗形扳手 Wrench	重量 Weight
KSD- C25-150-3-S	2	15	25	72	48	128	SPMT050204	M020W040	Q06B	0.32
C25-155-3-S	2	15.5	25	72	48	128	SPMT060204	M022W050	Q06B	0.32
C25-160-3-S	2	16	25	75	51	131	SPMT060204	M022W050	Q06B	0.33
C25-165-3-S	2	16.5	25	75	51	131	SPMT060204	M022W050	Q06B	0.34
C25-170-3-S	2	17	25	78	54	134	SPMT060204	M022W050	Q06B	0.34
C25-175-3-S	2	17.5	25	78	54	134	SPMT060204	M022W050	Q06B	0.35
C25-180-3-S	2	18	25	81	57	137	SPMT060204	M022W050	Q06B	0.36
C25-185-3-S	2	18.5	25	81	57	137	SPMT060204	M022W050	Q06B	0.36
C25-190-3-S	2	19	25	84	60	140	SPMT060204	M022W050	Q06B	0.37
C25-195-3-S	2	19.5	25	84	60	140	SPMT060204	M022W050	Q06B	0.37
C32-200-3-S	2	20	32	91	64	151	SPMT060204	M022W050	Q06B	0.57
C32-205-3-S	2	20.5	32	91	64	151	SPMT060204	M022W050	Q06B	0.57
C32-210-3-S	2	21	32	94	67	154	SPMT060204	M022W050	Q06B	0.58
C32-215-3-S	2	21.5	32	94	67	154	SPMT060204	M022W050	Q06B	0.58
C32-220-3-S	2	22	32	97	70	157	SPMT07T308	M025W070	Q08B	0.60
C32-225-3-S	2	22.5	32	97	70	157	SPMT07T308	M025W070	Q08B	0.60
C32-230-3-S	2	23	32	100	73	160	SPMT07T308	M025W070	Q08B	0.61
C32-235-3-S	2	23.5	32	100	73	160	SPMT07T308	M025W070	Q08B	0.62
C32-240-3-S	2	24	32	103	76	163	SPMT07T308	M025W070	Q08B	0.64
C32-245-3-S	2	24.5	32	103	76	163	SPMT07T308	M025W070	Q08B	0.65
C32-250-3-S	2	25	32	106	79	166	SPMT07T308	M025W070	Q08B	0.66
C32-255-3-S	2	25.5	32	106	79	166	SPMT07T308	M025W070	Q08B	0.66
C32-260-3-S	2	26	32	109	82	169	SPMT07T308	M025W070	Q08B	0.70
C32-265-3-S	2	26.5	32	109	82	169	SPMT07T308	M025W070	Q08B	0.70
C32-270-3-S	2	27	32	112	85	172	SPMT07T308	M025W070	Q08B	0.71
C32-275-3-S	2	27.5	32	112	85	172	SPMT07T308	M025W070	Q08B	0.73
C32-280-3-S	2	28	32	115	88	175	SPMT090408	M035W090	Q15B	0.75
C32-285-3-S	2	28.5	32	115	88	175	SPMT090408	M035W090	Q15B	0.76
C32-290-3-S	2	29	32	118	91	178	SPMT090408	M035W090	Q15B	0.77
C32-300-3-S	2	30	32	121	94	181	SPMT090408	M035W090	Q15B	0.81
C32-310-3-S	2	31	32	127	97	187	SPMT090408	M035W090	Q15B	0.84
C32-320-3-S	2	32	32	130	100	190	SPMT090408	M035W090	Q15B	0.88
C32-330-3-S	2	33	32	133	103	193	SPMT090408	M035W090	Q15B	0.93

适用 Suitable: 德克或特固克刀片 DEREK Or TAEGUTEC Insert

转下页
See next page

KSD-S

KSD-S Indexable Insert Drill (3xD)
KSD-S 舍弃式快速钻头 (3倍长)

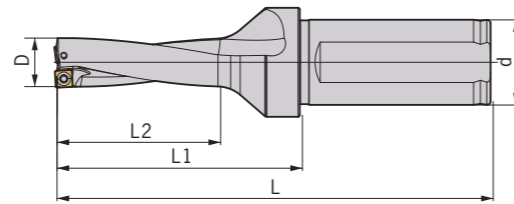


型号 Specification	刃数 Teeth	D	d	L ₁	L ₂	L	刀片 Insert	刀片螺钉 Insert screw	旗形扳手 Wrench	重量 Weight
KSD- C32-340-3-S	2	34	32	136	106	196	SPMT110408	M040W090	Q15B	0.94
C32-350-3-S	2	35	32	139	109	199	SPMT110408	M040W090	Q15B	0.95
C32-360-3-S	2	36	32	142	112	202	SPMT110408	M040W090	Q15B	1.06
C32-370-3-S	2	37	32	145	115	205	SPMT110408	M040W090	Q15B	1.06
C32-380-3-S	2	38	32	148	118	208	SPMT110408	M040W090	Q15B	1.06
C32-390-3-S	2	39	32	151	121	211	SPMT110408	M040W090	Q15B	1.17
C40-400-3-S	2	40	40	156	126	226	SPMT110408	M040W090	Q15B	1.64
C40-410-3-S	2	41	40	159	129	229	SPMT110408	M040W090	Q15B	1.64
C40-420-3-S	2	42	40	162	132	232	SPMT140512	M050Y110-1	Q20B	1.70
C40-430-3-S	2	43	40	165	135	235	SPMT140512	M050Y110-1	Q20B	1.77
C40-440-3-S	2	44	40	168	138	238	SPMT140512	M050Y110-1	Q20B	1.81
C40-450-3-S	2	45	40	171	141	241	SPMT140512	M050Y110-1	Q20B	1.81
C40-460-3-S	2	46	40	174	144	244	SPMT140512	M050Y110-1	Q20B	1.96
C40-470-3-S	2	47	40	177	147	247	SPMT140512	M050Y110-1	Q20B	2.04
C40-480-3-S	2	48	40	180	150	250	SPMT140512	M050Y110-1	Q20B	2.11
C40-490-3-S	2	49	40	183	153	253	SPMT140512	M050Y110-1	Q20B	2.20
C40-500-3-S	2	50	40	186	156	256	SPMT140512	M050Y110-1	Q20B	2.28
C40-510-3-S	2	51	40	189	159	259	SPMT07T308	M025W070	Q08B	2.30
C40-520-3-S	2	52	40	192	162	262	SPMT07T308	M025W070	Q08B	2.40
C40-530-3-S	2	53	40	195	165	265	SPMT07T308	M025W070	Q08B	2.42
C40-540-3-S	2	54	40	198	168	268	SPMT07T308	M025W070	Q08B	2.46
C40-550-3-S	2	55	40	201	171	271	SPMT07T308	M025W070	Q08B	2.56
C40-560-3-S	2	56	40	204	174	274	SPMT07T308	M025W070	Q08B	2.79
C40-570-3-S	2	57	40	207	177	277	SPMT090408	M035W090	Q15B	2.79
C40-580-3-S	2	58	40	210	180	280	SPMT090408	M035W090	Q15B	2.95
C40-590-3-S	2	59	40	213	183	283	SPMT090408	M035W090	Q15B	3.18
C40-600-3-S	2	60	40	216	186	286	SPMT090408	M035W090	Q15B	3.22
C40-610-3-S	2	61	40	219	189	289	SPMT090408	M035W090	Q15B	3.38
C40-620-3-S	2	62	40	222	192	292	SPMT090408	M035W090	Q15B	3.47
C40-630-3-S	2	63	40	225	195	295	SPMT090408	M035W090	Q15B	3.56
C40-640-3-S	2	64	40	228	198	298	SPMT090408	M035W090	Q15B	3.72
C40-650-3-S	2	65	40	231	201	301	SPMT090408	M035W090	Q15B	3.94
C40-660-3-S	2	66	40	234	204	304	SPMT090408	M035W090	Q15B	4.01
C40-670-3-S	2	67	40	237	207	307	SPMT110408	M040W090	Q15B	4.23
C40-680-3-S	2	68	40	240	210	310	SPMT110408	M040W090	Q15B	4.28
C40-690-3-S	2	69	40	243	213	313	SPMT110408	M040W090	Q15B	4.49
C40-700-3-S	2	70	40	246	216	316	SPMT110408	M040W090	Q15B	4.60

适用 Suitable: 德克或特固克刀片 DEREK Or TAEGUTEC Insert

KSD-S

KSD-S Indexable Insert Drill (4xD)
KSD-S 舍弃式快速钻头 (4倍长)

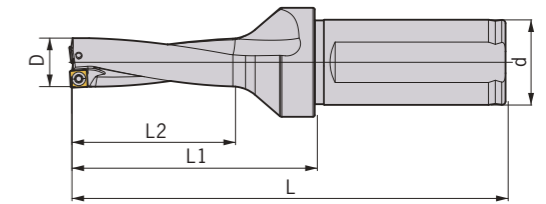


型号 Specification	刃数 Teeth	D	d	L1	L2	L	刀片 Insert	刀片螺钉 Insert screw	旗形扳手 Wrench	重量 Weight
KSD- C25-160-4-S	2	16	25	92	68	148	SPMT060204	M022W050	Q06B	0.35
C25-165-4-S	2	16.5	25	92	68	148	SPMT060204	M022W050	Q06B	0.35
C25-170-4-S	2	17	25	96	72	152	SPMT060204	M022W050	Q06B	0.35
C25-175-4-S	2	17.5	25	96	72	152	SPMT060204	M022W050	Q06B	0.36
C25-180-4-S	2	18	25	100	76	156	SPMT060204	M022W050	Q06B	0.37
C25-185-4-S	2	18.5	25	100	76	156	SPMT060204	M022W050	Q06B	0.38
C25-190-4-S	2	19	25	104	80	160	SPMT060204	M022W050	Q06B	0.39
C25-195-4-S	2	19.5	25	104	80	160	SPMT060204	M022W050	Q06B	0.39
C32-200-4-S	2	20	32	111	84	171	SPMT060204	M022W050	Q06B	0.58
C32-205-4-S	2	20.5	32	111	84	171	SPMT060204	M022W050	Q06B	0.59
C32-210-4-S	2	21	32	115	88	175	SPMT060204	M022W050	Q06B	0.60
C32-215-4-S	2	21.5	32	115	88	175	SPMT060204	M022W050	Q06B	0.61
C32-220-4-S	2	22	32	119	92	179	SPMT07T308	M025W070	Q08B	0.63
C32-225-4-S	2	22.5	32	119	92	179	SPMT07T308	M025W070	Q08B	0.63
C32-230-4-S	2	23	32	123	96	183	SPMT07T308	M025W070	Q08B	0.65
C32-235-4-S	2	23.5	32	123	96	183	SPMT07T308	M025W070	Q08B	0.66
C32-240-4-S	2	24	32	127	100	187	SPMT07T308	M025W070	Q08B	0.67
C32-245-4-S	2	24.5	32	127	100	187	SPMT07T308	M025W070	Q08B	0.68
C32-250-4-S	2	25	32	131	104	191	SPMT07T308	M025W070	Q08B	0.69
C32-255-4-S	2	25.5	32	131	104	191	SPMT07T308	M025W070	Q08B	0.71
C32-260-4-S	2	26	32	135	108	195	SPMT07T308	M025W070	Q08B	0.74
C32-265-4-S	2	26.5	32	135	108	195	SPMT07T308	M025W070	Q08B	0.75
C32-270-4-S	2	27	32	139	112	199	SPMT07T308	M025W070	Q08B	0.77
C32-280-4-S	2	28	32	143	116	203	SPMT090408	M035W090	Q15B	0.81
C32-290-4-S	2	29	32	147	120	207	SPMT090408	M035W090	Q15B	0.84
C32-300-4-S	2	30	32	151	124	211	SPMT090408	M035W090	Q15B	0.87
C32-310-4-S	2	31	32	158	128	218	SPMT090408	M035W090	Q15B	0.91
C32-320-4-S	2	32	32	162	132	222	SPMT090408	M035W090	Q15B	0.97
C32-330-4-S	2	33	32	166	136	226	SPMT090408	M035W090	Q15B	1.00

适用 Suitable: 德克或特固克刀片 DEREK Or TAEGUTEC Insert

KSD-S

KSD-S Indexable Insert Drill (4xD)
KSD-S 舍弃式快速钻头 (4倍长)



型号 Specification	刃数 Teeth	D	d	L1	L2	L	刀片 Insert	刀片螺钉 Insert screw	旗形扳手 Wrench	重量 Weight
KSD- C32-340-4-S	2	34	32	170	140	230	SPMT110408	M040W090	Q15B	1.03
C32-350-4-S	2	35	32	174	144	234	SPMT110408	M040W090	Q15B	1.08
C32-360-4-S	2	36	32	178	148	238	SPMT110408	M040W090	Q15B	1.12
C32-370-4-S	2	37	32	182	152	242	SPMT110408	M040W090	Q15B	1.19
C32-380-4-S	2	38	32	186	156	246	SPMT110408	M040W090	Q15B	1.23
C32-390-4-S	2	39	32	190	160	250	SPMT110408	M040W090	Q15B	1.25
C40-400-4-S	2	40	40	196	166	266	SPMT110408	M040W090	Q15B	1.78
C40-410-4-S	2	41	40	200	170	270	SPMT110408	M040W090	Q15B	1.88
C40-420-4-S	2	42	40	204	174	274	SPMT140512	M050Y110-1	Q20B	1.92
C40-430-4-S	2	43	40	208	178	278	SPMT140512	M050Y110-1	Q20B	2.04
C40-440-4-S	2	44	40	212	182	282	SPMT140512	M050Y110-1	Q20B	2.20
C40-450-4-S	2	45	40	216	186	286	SPMT140512	M050Y110-1	Q20B	2.32
C40-460-4-S	2	46	40	220	190	290	SPMT140512	M050Y110-1	Q20B	2.38
C40-470-4-S	2	47	40	224	194	294	SPMT140512	M050Y110-1	Q20B	2.41
C40-480-4-S	2	48	40	228	198	298	SPMT140512	M050Y110-1	Q20B	2.53
C40-490-4-S	2	49	40	232	202	302	SPMT140512	M050Y110-1	Q20B	2.56
C40-500-4-S	2	50	40	236	204	306	SPMT140512	M050Y110-1	Q20B	2.69
C40-510-4-S	2	51	40	240	204	310	SPMT07T308	M025W070	Q08B	2.79
C40-520-4-S	2	52	40	244	204	314	SPMT07T308	M025W070	Q08B	2.84
C40-530-4-S	2	53	40	248	204	318	SPMT07T308	M025W070	Q08B	3.05
C40-540-4-S	2	54	40	252	204	322	SPMT07T308	M025W070	Q08B	3.23
C40-550-4-S	2	55	40	256	204	326	SPMT07T308	M025W070	Q08B	3.28
C40-560-4-S	2	56	40	260	204	330	SPMT07T308	M025W070	Q08B	3.43
C40-570-4-S	2	57	40	264	204	334	SPMT090408	M035W090	Q15B	3.63
C40-580-4-S	2	58	40	268	204	338	SPMT090408	M035W090	Q15B	3.77
C40-590-4-S	2	59	40	272	204	342	SPMT090408	M035W090	Q15B	3.82
C40-600-4-S	2	60	40	276	204	346	SPMT090408	M035W090	Q15B	3.97
C40-610-4-S	2	61	40	280	204	350	SPMT090408	M035W090	Q15B	4.10

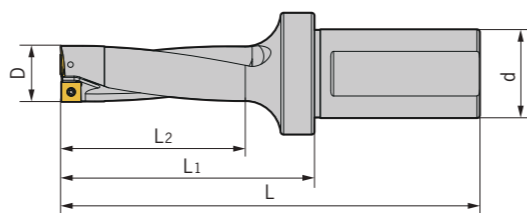
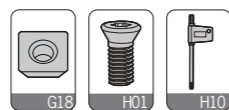
适用 Suitable: 德克或特固克刀片 DEREK Or TAEGUTEC Insert

转下页
See next page



KSD-S

KSD-S Indexable Insert Drill (5xD)
KSD-S 舍弃式快速钻头 (5倍长)

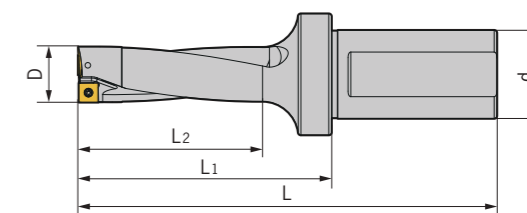
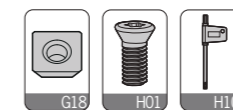


型号 Specification	刃数 Teeth	D	d	L1	L2	L	刀片 Insert	刀片螺钉 Insert screw	旗形扳手 Wrench	重量 Weight
KSD-C25-160-5-S	2	16	25	109	85	165	SPMT060204	M022W050	Q06B	0.37
C25-165-5-S	2	16.5	25	109	85	165	SPMT060204	M022W050	Q06B	0.37
C25-170-5-S	2	17	25	114	90	170	SPMT060204	M022W050	Q06B	0.37
C25-175-5-S	2	17.5	25	114	90	170	SPMT060204	M022W050	Q06B	0.38
C25-180-5-S	2	18	25	119	95	175	SPMT060204	M022W050	Q06B	0.39
C25-185-5-S	2	18.5	25	119	95	175	SPMT060204	M022W050	Q06B	0.4
C25-190-5-S	2	19	25	124	100	180	SPMT060204	M022W050	Q06B	0.41
C25-195-5-S	2	19.5	25	124	100	180	SPMT060204	M022W050	Q06B	0.41
C32-200-5-S	2	20	32	131	104	191	SPMT060204	M022W050	Q06B	0.59
C32-205-5-S	2	20.5	32	131	104	191	SPMT060204	M022W050	Q06B	0.6
C32-210-5-S	2	21	32	136	109	196	SPMT060204	M022W050	Q06B	0.62
C32-215-5-S	2	21.5	32	136	109	196	SPMT060204	M022W050	Q06B	0.64
C32-220-5-S	2	22	32	141	114	201	SPMT07T308	M025W070	Q08B	0.66
C32-225-5-S	2	22.5	32	141	114	201	SPMT07T308	M025W070	Q08B	0.66
C32-230-5-S	2	23	32	146	119	206	SPMT07T308	M025W070	Q08B	0.69
C32-235-5-S	2	23.5	32	146	119	206	SPMT07T308	M025W070	Q08B	0.7
C32-240-5-S	2	24	32	151	124	211	SPMT07T308	M025W070	Q08B	0.7
C32-245-5-S	2	24.5	32	151	124	211	SPMT07T308	M025W070	Q08B	0.73
C32-250-5-S	2	25	32	156	129	216	SPMT07T308	M025W070	Q08B	0.73
C32-255-5-S	2	25.5	32	156	129	216	SPMT07T308	M025W070	Q08B	0.76
C32-260-5-S	2	26	32	161	134	221	SPMT07T308	M025W070	Q08B	0.78
C32-265-5-S	2	26.5	32	161	134	221	SPMT07T308	M025W070	Q08B	0.8
C32-270-5-S	2	27	32	166	139	226	SPMT07T308	M025W070	Q08B	0.83
C32-280-5-S	2	28	32	171	144	231	SPMT090408	M035W090	Q15B	0.87
C32-290-5-S	2	29	32	176	149	236	SPMT090408	M035W090	Q15B	0.91
C32-300-5-S	2	30	32	181	154	241	SPMT090408	M035W090	Q15B	0.93
C32-310-5-S	2	31	32	189	159	249	SPMT090408	M035W090	Q15B	0.98
C32-320-5-S	2	32	32	194	164	254	SPMT090408	M035W090	Q15B	1.06
C32-330-5-S	2	33	32	199	169	259	SPMT090408	M035W090	Q15B	1.07

适用 Suitable: 德克或特固克刀片 DEREK Or TAEGUTEC Insert

KSD-S

KSD-S Indexable Insert Drill (5xD)
KSD-S 舍弃式快速钻头 (5倍长)



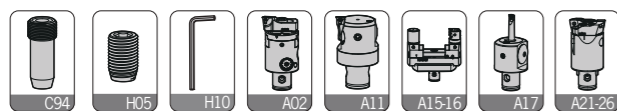
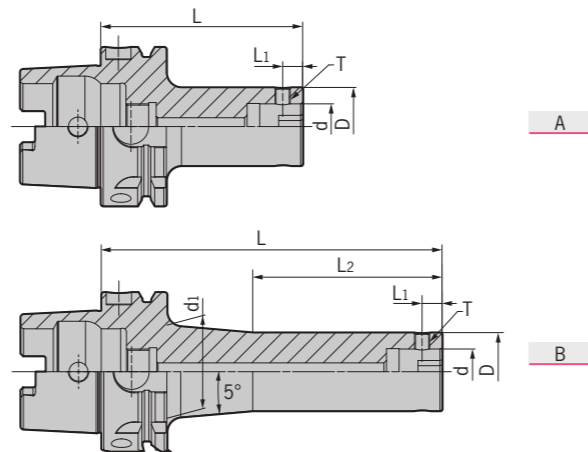
型号 Specification	刃数 Teeth	D	d	L1	L2	L	刀片 Insert	刀片螺钉 Insert screw	旗形扳手 Wrench	重量 Weight
KSD-C32-340-5-S	2	34	32	204	174	264	SPMT110408	M040W090	Q15B	1.12
C32-350-5-S	2	35	32	209	179	269	SPMT110408	M040W090	Q15B	1.21
C32-360-5-S	2	36	32	214	184	274	SPMT110408	M040W090	Q15B	1.27
C32-370-5-S	2	37	32	219	189	279	SPMT110408	M040W090	Q15B	1.32
C32-380-5-S	2	38	32	224	194	284	SPMT110408	M040W090	Q15B	1.40
C32-390-5-S	2	39	32	229	199	289	SPMT110408	M040W090	Q15B	1.44
C40-400-5-S	2	40	40	236	206	306	SPMT110408	M040W090	Q15B	1.92
C40-410-5-S	2	41	40	241	211	311	SPMT110408	M040W090	Q15B	2.12
C40-420-5-S	2	42	40	246	216	316	SPMT140512	M050Y110-1	Q20B	2.14
C40-430-5-S	2	43	40	251	221	321	SPMT140512	M050Y110-1	Q20B	2.31
C40-440-5-S	2	44	40	256	226	326	SPMT140512	M050Y110-1	Q20B	2.59
C40-450-5-S	2	45	40	261	231	331	SPMT140512	M050Y110-1	Q20B	2.83
C40-460-5-S	2	46	40	266	236	336	SPMT140512	M050Y110-1	Q20B	2.88
C40-470-5-S	2	47	40	271	241	341	SPMT140512	M050Y110-1	Q20B	2.95
C40-480-5-S	2	48	40	276	246	346	SPMT140512	M050Y110-1	Q20B	3.01
C40-490-5-S	2	49	40	281	251	351	SPMT140512	M050Y110-1	Q20B	3.08
C40-500-5-S	2	50	40	286	256	356	SPMT140512	M050Y110-1	Q20B	3.13
C40-510-5-S	2	51	40	291	261	361	SPMT07T308	M025W070	Q08B	3.23
C40-520-5-S	2	52	40	296	266	366	SPMT07T308	M025W070	Q08B	3.28
C40-530-5-S	2	53	40	301	271	371	SPMT07T308	M025W070	Q08B	3.48
C40-540-5-S	2	54	40	306	276	376	SPMT07T308	M025W070	Q08B	3.67
C40-550-5-S	2	55	40	311	281	381	SPMT07T308	M025W070	Q08B	3.72
C40-560-5-S	2	56	40	316	286	386	SPMT07T308	M025W070	Q08B	3.87
C40-570-5-S	2	57	40	321	291	391	SPMT090408	M035W090	Q15B	4.07
C40-580-5-S	2	58	40	326	296	396	SPMT090408	M035W090	Q15B	4.21
C40-590-5-S	2	59	40	331	301	401	SPMT090408	M035W090	Q15B	4.26
C40-600-5-S	2	60	40	336	306	406	SPMT090408	M035W090	Q15B	4.41
C40-610-5-S	2	61	40	341	311	411	SPMT090408	M035W090	Q15B	4.52

适用 Suitable: 德克或特固克刀片 DEREK Or TAEGUTEC Insert

转下页
See next page

HSK-DCK

HSK-DCK Boring Adapter
HSK-DCK 镗头刀柄

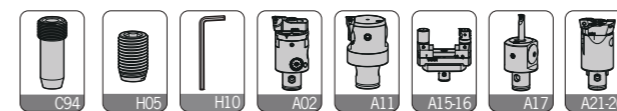
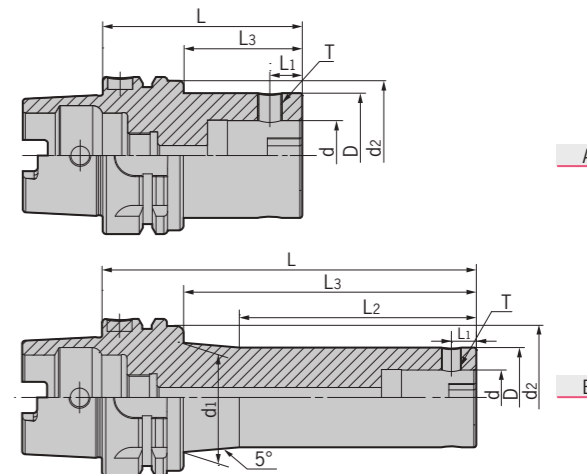


型号 Specification	图示 Figure	D	d	d ₁	L ₁	L ₂	L	侧固螺钉 Side-lock screw	L型扳手 Wrench	重量 Weight
HSK50A- DCK1-65	A	19	11	-	4.95	-	65	M050Z050-30P-D	L025	0.45
DCK2-76	A	24	14	-	6.45	-	76	M050Z060-30P-D	L025	0.53
DCK3-75	A	31	18	-	7.9	-	75	M060Z090-30P-D	L03	0.62
DCK4-58	A	39	22	-	10	-	58	M080Z120-30P-D	L04	0.58
DCK5-83	A	50	28	-	16	-	83	M100Z160-30P-D	L05	0.97
HSK63A- DCK1-70	A	19	11	-	4.95	-	70	M050Z050-30P-D	L025	0.72
DCK1-100L	B	19	11	23.5	4.95	50	100	M050Z050-30P-D	L025	0.80
DCK2-75	A	24	14	-	6.45	-	75	M050Z060-30P-D	L025	0.77
DCK2-100	A	24	14	-	6.45	-	100	M050Z060-30P-D	L025	0.86
DCK2-130L	B	24	14	31	6.45	65	130	M050Z060-30P-D	L025	1.00
DCK3-80	A	31	18	-	7.9	-	80	M060Z090-30P-D	L03	0.90
DCK3-100	A	31	18	-	7.9	-	100	M060Z090-30P-D	L03	1.00
DCK3-135L	B	31	18	37	7.9	75	135	M060Z090-30P-D	L03	1.24
DCK3-165L	B	31	18	41	7.9	85	165	M060Z090-30P-D	L03	1.48
DCK4-70	A	39	22	-	10	-	70	M080Z120-30P-D	L04	0.94
DCK4-100	A	39	22	-	10	-	100	M080Z120-30P-D	L04	1.21
DCK4-150L	B	39	22	44	10	95	150	M080Z120-30P-D	L04	1.67
DCK4-170L	B	39	22	47.5	10	95	170	M080Z120-30P-D	L04	1.90
DCK5-80	A	50	28	-	13	-	80	M100Z160-30P-D	L05	1.26
DCK5-100	A	50	28	-	13	-	100	M100Z160-30P-D	L05	1.53
DCK5-150	A	50	28	-	13	-	150	M100Z160-30P-D	L05	2.29
DCK5-180	A	50	28	-	13	-	180	M100Z160-30P-D	L05	2.74
DCK6-100	A	64	36	-	16	-	100	M120Z200-30P-D	L06	1.93
DCK6-150	A	64	36	-	16	-	150	M120Z200-30P-D	L06	3.18
DCK6-180	A	64	36	-	16	-	180	M120Z200-30P-D	L06	3.89

转下页
See next page

HSK-DCK

HSK-DCK Boring Adapter
HSK-DCK 镗头刀柄



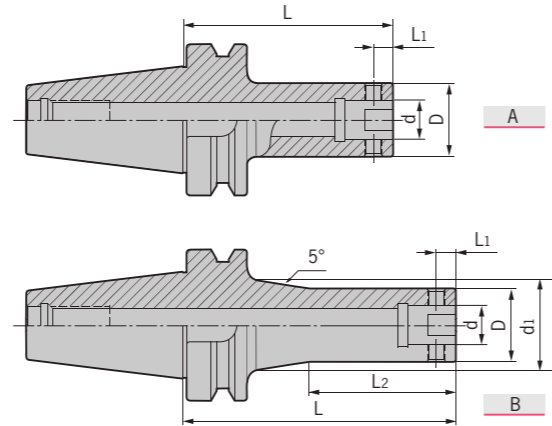
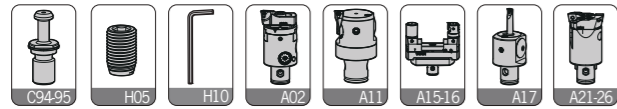
型号 Specification	图示 Figure	D	d	d ₁	d ₂	L ₁	L ₂	L ₃	L	侧固螺钉 Side-lock screw	L型扳手 Wrench	重量 Weight
HSK100A- DCK1-80	A	19	11	-	65	4.95	-	43	80	M050Z050-30P-D	L025	2.27
DCK1-115L	B	19	11	24	65	4.95	50	78	115	M050Z050-30P-D	L025	2.37
DCK1-145L	B	19	11	27.5	65	4.95	60	108	145	M050Z050-30P-D	L025	2.46
DCK2-80	A	24	14	-	65	6.45	-	43	80	M050Z060-30P-D	L025	2.31
DCK2-105	A	24	14	-	65	6.45	-	68	105	M050Z060-30P-D	L025	2.40
DCK2-135L	B	24	14	30	65	6.45	65	98	135	M050Z060-30P-D	L025	2.52
DCK2-165L	B	24	14	33.5	65	6.45	75	128	165	M050Z060-30P-D	L025	2.67
DCK3-85	A	31	18	-	65	7.9	-	46	85	M060Z090-30P-D	L03	2.40
DCK3-110	A	31	18	-	65	7.9	-	71	110	M060Z090-30P-D	L03	2.57
DCK3-140L	B	31	18	35.5	-	7.9	75	101	140	M060Z090-30P-D	L03	2.67
DCK3-170L	B	31	18	41	-	7.9	85	-	170	M060Z090-30P-D	L03	2.90
DCK4-100	A	39	22	-	-	10	-	-	100	M080Z120-30P-D	L04	2.53
DCK4-160L	B	39	22	47	-	10	85	-	160	M080Z120-30P-D	L04	3.10
DCK4-205L	B	39	22	50.5	-	10	110	-	205	M080Z120-30P-D	L04	3.62
DCK5-90	A	50	28	-	-	13	-	-	90	M100Z160-30P-D	L05	2.72
DCK5-165	A	50	28	-	-	13	-	-	165	M100Z160-30P-D	L05	3.82
DCK5-210L	B	50	28	61	-	13	120	-	210	M100Z160-30P-D	L05	4.60
DCK5-270L	B	50	28	69.5	-	13	130	-	270	M100Z160-30P-D	L05	6.09
DCK6-85	A	64	36	-	-	16	-	-	85	M120Z200-30P-D	L06	3.05
DCK6-155	A	64	36	-	-	16	-	-	155	M120Z200-30P-D	L06	4.75
DCK6-215	A	64	36	-	-	16	-	-	215	M120Z200-30P-D	L06	6.10
DCK6-250	A	64	36	-	-	16	-	-	250	M120Z200-30P-D	L06	7.04
DCK6-300L	B	64	36	80	-	16	180	-	300	M120Z200-30P-D	L06	8.80
DCK7-125	A	90	46	-	-	19.15	-	-	125	M200Z290-30P-D	L10	5.73
DCK7-200	A	90	46	-	-	19.15	-	-	200	M200Z290-30P-D	L10	9.30
DCK7-275	A	90	46	-	-	19.15	-	-	275	M200Z290-30P-D	L10	12.90

特点 / Feature

- 整支通孔，利于出水及抗振。■可共用并互容于大多数的“CK”系列。
- 侧固螺钉与键槽成90度，确保切削机的退刀相位。
- 侧固螺丝锁固时，请使用防卡油，以免镗孔时因扭力过大，导致螺丝卡死难以拆装。
- The whole bar with through holes, be useful for coolant and anti-shanking. ■Be compatible with all "CK" series.
- Side lock screw is at right angles to key slot, to make sure that the replacing holders in CNC machine are always in phase.
- Please apply lubricating oil to the screw to avoid stuck.

BT-DCK

BT-DCK Boring Adapter
BT-DCK 镗头刀柄

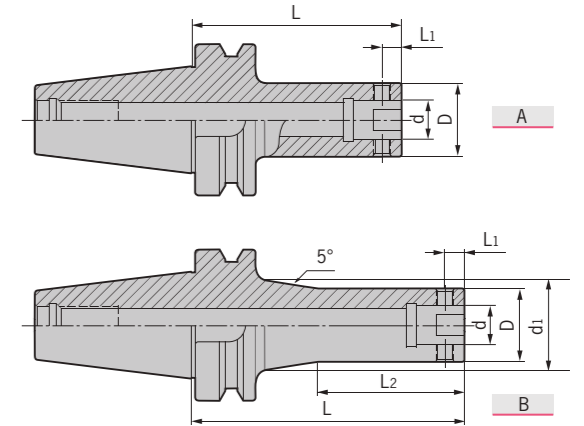
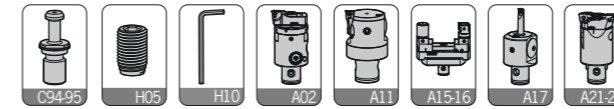


型号 Specification	图示 Figure	D	d ₁	d	L ₁	L ₂	L	侧固螺钉 Side-lock screw	L型扳手 Wrench	重量 Weight
BT30- DCK1-55	A	19	-	11	4.95	-	55	M050Z050-30P-D	L025	0.42
DCK1-70	A	19	-	11	4.95	-	70	M050Z050-30P-D	L025	0.47
DCK2-80	A	24	-	14	6.45	-	80	M050Z060-30P-D	L025	0.55
DCK3-80	A	31	-	18	7.9	-	80	M060Z090-30P-D	L03	0.66
DCK4-70	A	39	-	22	10	-	70	M080Z120-30P-D	L04	0.72
DCK5-70	A	50	-	28	13	-	70	M100Z160-30P-D	L05	0.89
DCK6-65	A	64	-	36	16	-	65	M120Z200-30P-D	L06	0.88
BT40- DCK1-70	A	19	-	11	4.95	-	70	M050Z050-30P-D	L025	1.06
DCK1-100L	B	19	20.7	11	4.95	60	100	M050Z050-30P-D	L025	1.10
DCK1-130L	B	19	25.9	11	4.95	60	130	M050Z050-30P-D	L025	1.25
DCK2-75	A	24	-	14	6.45	-	75	M050Z060-30P-D	L025	1.10
DCK2-100	A	24	-	14	6.45	-	100	M050Z060-30P-D	L025	1.19
DCK2-130L	B	24	30	14	6.45	65	130	M050Z060-30P-D	L025	1.33
DCK2-160L	B	24	33.6	14	6.45	75	160	M050Z060-30P-D	L025	1.49
DCK3-80	A	31	-	18	7.9	-	80	M060Z090-30P-D	L03	1.22
DCK3-100	A	31	-	18	7.9	-	100	M060Z090-30P-D	L03	1.34
DCK3-135L	B	31	34.5	18	7.9	75	135	M060Z090-30P-D	L03	1.57
DCK3-165L	B	31	39.7	18	7.9	85	165	M060Z090-30P-D	L03	1.81
DCK4-70	A	39	-	22	10	-	70	M080Z120-30P-D	L04	1.24
DCK4-100	A	39	-	22	10	-	100	M080Z120-30P-D	L04	1.50
DCK4-150L	B	39	43.4	22	10	85	150	M080Z120-30P-D	L04	1.97
DCK4-170L	B	39	46.9	22	10	95	170	M080Z120-30P-D	L04	2.18
DCK5-60	A	50	-	28	13	-	60	M100Z160-30P-D	L05	1.26
DCK5-80	A	50	-	28	13	-	80	M100Z160-30P-D	L05	1.54
DCK5-100	A	50	-	28	13	-	100	M100Z160-30P-D	L05	1.82
DCK5-150	A	50	-	28	13	-	150	M100Z160-30P-D	L05	2.53
DCK5-180	A	50	-	28	13	-	180	M100Z160-30P-D	L05	2.96
DCK6-55	A	64	-	36	16	-	55	M120Z200-30P-D	L06	1.25
DCK6-100	A	64	-	36	16	-	100	M120Z200-30P-D	L06	2.33
DCK6-150	A	64	-	36	16	-	150	M120Z200-30P-D	L06	3.52
DCK6-180	A	64	-	36	16	-	180	M120Z200-30P-D	L06	4.25

转下页
See next page

BT-DCK

BT-DCK Boring Adapter
BT-DCK 镗头刀柄



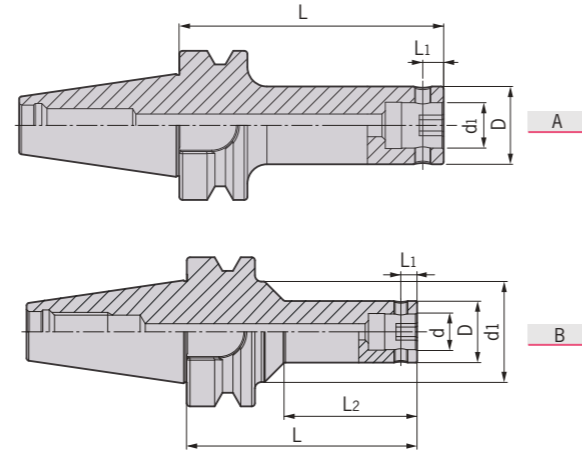
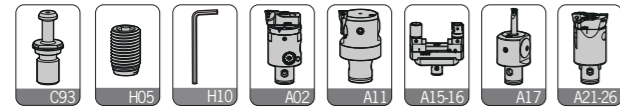
型号 Specification	图示 Figure	D	d ₁	d	L ₁	L ₂	L	侧固螺钉 Side-lock screw	L型扳手 Wrench	重量 Weight
BT50- DCK1-80	A	19	-	11	4.95	-	80	M050Z050-30P-D	L025	3.63
DCK1-115L	B	19	22.2	11	4.95	50	115	M050Z050-30P-D	L025	3.81
DCK1-145L	B	19	26	11	4.95	60	145	M050Z050-30P-D	L025	3.91
DCK2-80	A	24	-	14	6.45	-	80	M050Z060-30P-D	L025	3.66
DCK2-105	A	24	-	14	6.45	-	105	M050Z060-30P-D	L025	3.74
DCK2-135L	B	24	26.6	14	6.45	65	135	M050Z060-30P-D	L025	3.96
DCK2-165L	B	24	31.9	14	6.45	75	165	M050Z060-30P-D	L025	4.12
DCK3-85	A	31	-	18	7.9	-	85	M060Z090-30P-D	L03	3.77
DCK3-110	A	31	-	18	7.9	-	110	M060Z090-30P-D	L03	4.00
DCK3-140L	B	31	34.2	18	7.9	75	140	M060Z090-30P-D	L03	4.19
DCK3-170L	B	31	38	18	7.9	85	170	M060Z090-30P-D	L03	4.42
DCK4-100	A	39	-	22	10	-	100	M080Z120-30P-D	L04	4.00
DCK4-160L	B	39	42.5	22	10	85	160	M080Z120-30P-D	L04	4.62
DCK4-205L	B	39	50	22	10	95	205	M080Z120-30P-D	L04	5.18
DCK5-90	A	50	-	28	13	-	90	M100Z160-30P-D	L05	4.18
DCK5-165	A	50	-	28	13	-	165	M100Z160-30P-D	L05	5.24
DCK5-210L	B	50	57.8	28	13	120	210	M100Z160-30P-D	L05	6.00
DCK5-270L	B	50	68.4	28	13	120	270	M100Z160-30P-D	L05	7.50
DCK6-85	A	64	-	36	16	-	85	M120Z200-30P-D	L06	4.39
DCK6-155	A	64	-	36	16	-	155	M120Z200-30P-D	L06	6.00
DCK6-215	A	64	-	36	16	-	215	M120Z200-30P-D	L06	7.50
DCK6-250	A	64	-	36	16	-	250	M120Z200-30P-D	L06	8.35
DCK6-300L	B	64	80.5	36	16	160	300	M120Z200-30P-D	L06	10.34
DCK6-350L	B	64	90	36	16	160	350	M120Z200-30P-D	L06	12.57
DCK7-85	A	90	-	46	19.15	-	85	M200Z290-30P-D	L10	4.96
DCK7-150	A	90	-	46	19.15	-	150	M200Z290-30P-D	L10	8.00
DCK7-210	A	90	-	46	19.15	-	210	M200Z290-30P-D	L10	10.87
DCK7-250	A	90	-	46	19.15	-	250	M200Z290-30P-D	L10	12.80
DCK7-300	A	90	-	46	19.15	-	300	M200Z290-30P-D	L10	15.00
DCK7-350	A	90	-	46	19.15	-	350	M200Z290-30P-D	L10	17.50

特点 / Feature

- 整支通孔，利于出水及抗振。 ■ 可共用并互容于大多数的“CK”系列。
- 侧固螺丝与键槽成90度，确保切削机的退刀相位。
- 侧固螺丝锁固时，请使用防卡油，以免镗孔时因扭力过大，导致螺丝卡死难以拆装。
- The whole bar with through holes, be useful for coolant and anti-shanking. ■ Be compatible for all "CK" series.
- Side lock screw is at right angles to key slot, to make sure that the replacing holders in CNC machine are always in phase.
- Please apply lubricating oil to the screw to avoid stuck.

BBT-DCK

BBT-DCK Boring Adapter
BBT-DCK 镗头刀柄

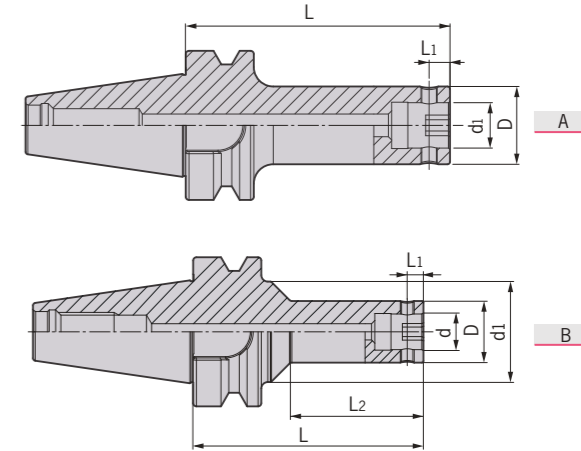
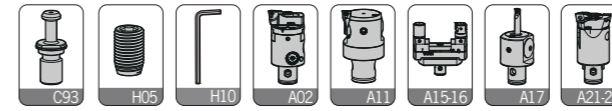


型号 Specification	图示 Figure	D	d ₁	d	L ₁	L ₂	L	侧固螺钉 Side-lock screw	L型扳手 Wrench	重量 Weight
BBT30- DCK1-72	B	19	31	11	4.95	41	72	M050Z050-30P-D	L02	0.50
DCK2-37.5	A	24	-	14	6.45	-	37.5	M050Z060-30P-D	L025	0.42
DCK2-82.5	A	24	-	14	6.45	-	82.5	M050Z060-30P-D	L025	0.57
DCK3-39	A	31	-	18	7.9	-	39	M060Z090-30P-D	L03	0.44
DCK3-79	A	31	-	18	7.9	-	79	M060Z090-30P-D	L03	0.67
DCK4-38	A	39	-	22	10	-	38	M080Z120-30P-D	L04	0.45
DCK4-73	A	39	-	22	10	-	73	M080Z120-30P-D	L04	0.76
DCK5-63	A	50	-	28	13	-	63	M100Z160-30P-D	L05	0.80
DCK6-64	A	64	-	36	16	-	64	M120Z200-30P-D	L06	0.92
BBT40- DCK1-72	A	19	-	11	4.95	-	72	M050Z050-30P-D	L02	1.07
DCK2-42.5	A	24	-	14	6.45	-	42.5	M050Z060-30P-D	L025	1.00
DCK2-82.5	A	24	-	14	6.45	-	82.5	M050Z060-30P-D	L025	1.14
DCK3-44	A	31	-	18	7.9	-	44	M060Z090-30P-D	L03	1.04
DCK3-94	A	31	-	18	7.9	-	94	M060Z090-30P-D	L03	1.30
DCK3-124	A	31	-	18	7.9	-	124	M060Z090-30P-D	L03	1.50
DCK4-43	A	39	-	22	10	-	43	M080Z120-30P-D	L04	1.00
DCK4-88	A	39	-	22	10	-	88	M080Z120-30P-D	L04	1.40
DCK4-118	A	39	-	22	10	-	118	M080Z120-30P-D	L04	1.66
DCK4-148	A	39	-	22	10	-	148	M080Z120-30P-D	L04	1.92
DCK5-48	A	50	-	28	13	-	48	M100Z160-30P-D	L05	1.00
DCK5-78	A	50	-	28	13	-	78	M100Z160-30P-D	L05	1.50
DCK5-108	A	50	-	28	13	-	108	M100Z160-30P-D	L05	1.95
DCK5-138	A	50	-	28	13	-	138	M100Z160-30P-D	L05	2.38
DCK6-64	A	64	-	36	16	-	64	M120Z200-30P-D	L06	1.47
DCK6-94	A	64	-	36	16	-	94	M120Z200-30P-D	L06	2.19
DCK6-124	A	64	-	36	16	-	124	M120Z200-30P-D	L06	2.90

转下页
See next page

BBT-DCK

BBT-DCK Boring Adapter
BBT-DCK 镗头刀柄



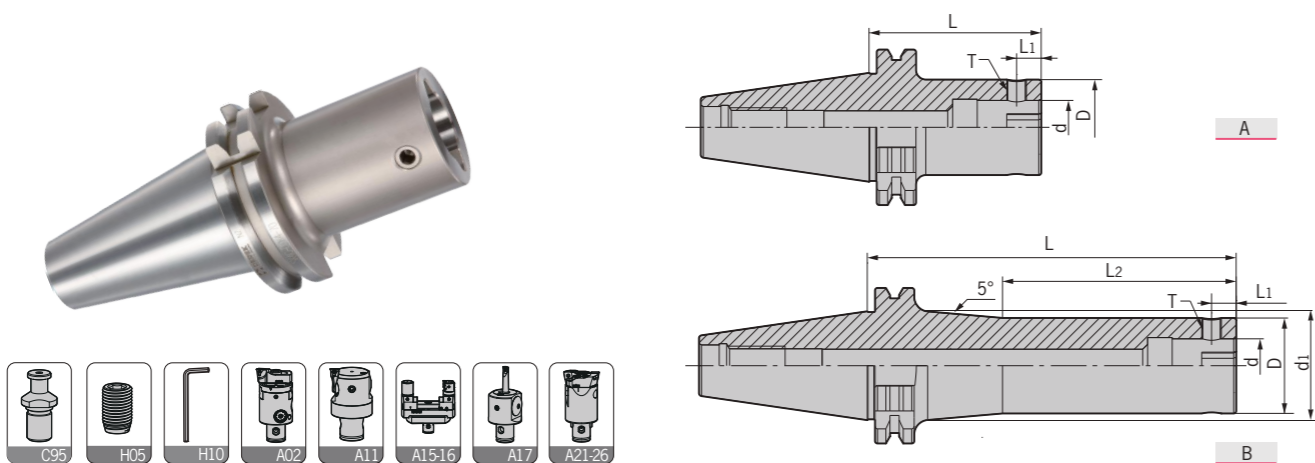
型号 Specification	图示 Figure	D	d ₁	d	L ₁	L ₂	L	侧固螺钉 Side-lock screw	L型扳手 Wrench	重量 Weight
BBT50- DCK1-102	A	19	-	11	4.95	-	102	M050Z050-30P-D	L02	3.81
DCK2-52.5	A	24	-	14	6.45	-	52.5	M050Z060-30P-D	L025	3.70
DCK2-112.5	A	24	-	14	6.45	-	112.5	M050Z060-30P-D	L025	3.90
DCK3-54	A	31	-	18	7.9	-	54	M060Z090-30P-D	L03	3.70
DCK3-124	A	31	-	18	7.9	-	124	M060Z090-30P-D	L03	4.12
DCK4-58	A	39	-	22	10	-	58	M080Z120-30P-D	L04	3.73
DCK4-118	A	39	-	22	10	-	118	M080Z120-30P-D	L04	4.23
DCK4-178	A	39	-	22	10	-	178	M080Z120-30P-D	L04	4.73
DCK4-208	A	39	-	22	10	-	208	M080Z120-30P-D	L04	5.00
DCK5-63	A	50	-	28	13	-	63	M100Z160-30P-D	L05	3.80
DCK5-108	A	50	-	28	13	-	108	M100Z160-30P-D	L05	4.43
DCK5-183	A	50	-	28	13	-	183	M100Z160-30P-D	L05	5.53
DCK5-228	A	50	-	28	13	-	228	M100Z160-30P-D	L05	6.16
DCK5-263	A	50	-	28	13	-	263	M100Z160-30P-D	L05	6.67
DCK6-94	A	64	-	36	16	-	94	M120Z200-30P-D	L06	4.60
DCK6-169	A	64	-	36	16	-	169	M120Z200-30P-D	L06	6.51
DCK6-229	A	64	-	36	16	-	229	M120Z200-30P-D	L06	7.88
DCK6-289	A	64	-	36	16	-	289	M120Z200-30P-D	L06	9.32
DCK7-93	A	90	-	46	19.2	-	93	M200Z290-30P-D	L10	5.37
DCK7-183	A	90	-	46	19.2	-	183	M200Z290-30P-D	L10	9.70
DCK7-243	A	90	-	46	19.2	-	243	M200Z290-30P-D	L10	12.50

特点 / Feature

- 整支通孔，利于出水及抗振。 ■可共用并互容于大多数的“CK”系列。
- 侧固螺丝与键槽成90度，确保切削机的退刀相位。
- 侧固螺丝锁固时，请使用防卡油，以免镗孔时因扭力过大，导致螺丝卡死难以拆装。
- The whole bar with through holes, be useful for coolant and anti-shanking. ■Be compatible with all "CK" series.
- Side lock screw is at right angles to key slot, to make sure that the replacing holders in CNC machine are always in phase.
- Please apply lubricating oil to the screw to avoid stuck.

SK-DCK

SK-DCK Boring Adapter
SK-DCK 镗头刀柄

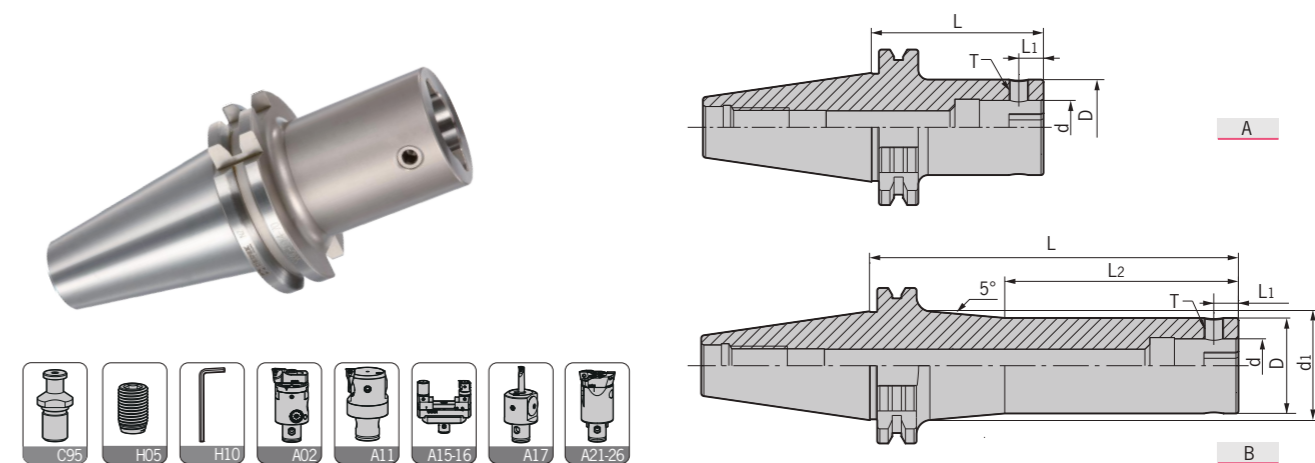


型号 Specification	图示 Figure	D	d ₁	d	L ₁	L ₂	L	侧固螺钉 Side-lock screw	L型扳手 Wrench	重量 Weight
SK30-										
DCK1-55	A	19	-	11	4.95	-	55	M050Z050-30P-D	L025	0.42
DCK1-70	A	19	-	11	4.95	-	70	M050Z050-30P-D	L025	0.45
DCK2-80	A	24	-	14	6.45	-	80	M050Z060-30P-D	L025	0.54
DCK3-80	A	31	-	18	7.9	-	80	M060Z090-30P-D	L03	0.66
DCK4-70	A	39	-	22	10	-	70	M080Z120-30P-D	L04	0.70
DCK5-70	A	50	-	28	13	-	70	M100Z160-30P-D	L05	0.85
DCK6-80	A	64	-	36	16	-	80	M120Z200-30P-D	L06	1.24
SK40-										
DCK1-70	A	19	-	11	4.95	-	70	M050Z050-30P-D	L025	0.89
DCK1-100L	B	19	23.5	11	4.95	60	100	M050Z050-30P-D	L025	0.99
DCK2-75	A	24	-	14	6.45	-	75	M050Z060-30P-D	L025	0.97
DCK2-100	A	24	-	14	6.45	-	100	M050Z060-30P-D	L025	1.06
DCK2-130L	B	24	31.1	14	6.45	75	130	M050Z060-30P-D	L025	1.21
DCK2-160L	B	24	34.6	14	6.45	75	160	M050Z060-30P-D	L025	1.38
DCK3-80	A	31	-	18	7.9	-	80	M060Z090-30P-D	L03	1.11
DCK3-100	A	31	-	18	7.9	-	100	M060Z090-30P-D	L03	1.22
DCK3-135L	B	31	31.6	18	7.9	85	135	M060Z090-30P-D	L03	1.44
DCK3-165L	B	31	41.4	18	7.9	85	165	M060Z090-30P-D	L03	1.73
DCK4-70	A	39	-	22	10	-	70	M080Z120-30P-D	L04	1.14
DCK4-100	A	39	-	22	10	-	100	M080Z120-30P-D	L04	1.41
DCK4-150L	B	39	46.8	22	10	95	150	M080Z120-30P-D	L04	1.90
DCK4-170L	B	39	46.8	22	10	95	170	M080Z120-30P-D	L04	2.13
DCK5-80	A	50	-	28	13	-	80	M100Z160-30P-D	L05	1.49
DCK5-100	A	50	-	28	13	-	100	M100Z160-30P-D	L05	1.75
DCK5-150	A	50	-	28	13	-	150	M100Z160-30P-D	L05	2.48
DCK5-180	A	50	-	28	13	-	180	M100Z160-30P-D	L05	2.92
DCK6-90	A	64	-	36	16	-	90	M120Z200-30P-D	L06	1.98
DCK6-150	A	64	-	36	16	-	150	M120Z200-30P-D	L06	3.40
DCK6-180	A	64	-	36	16	-	180	M120Z200-30P-D	L06	4.10

转下页
See next page

SK-DCK

SK-DCK Boring Adapter
SK-DCK 镗头刀柄



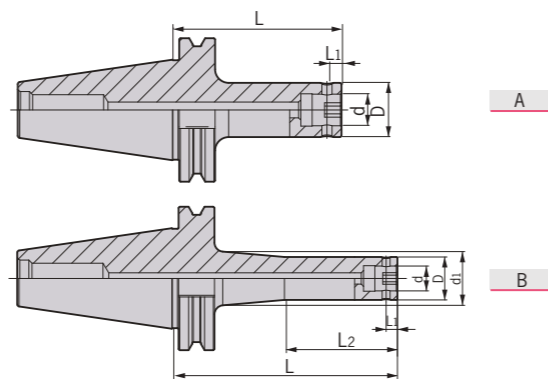
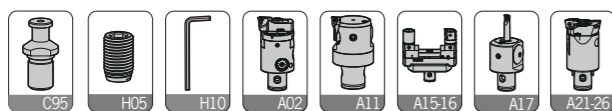
型号 Specification	图示 Figure	D	d ₁	d	L ₁	L ₂	L	侧固螺钉 Side-lock screw	L型扳手 Wrench	重量 Weight
SK50-										
DCK1-80	B	19	-	11	4.95	-	80	M050Z050-30P-D	L025	2.73
DCK1-115L	B	19	25.8	11	4.95	60	115	M050Z050-30P-D	L025	2.84
DCK1-145L	B	19	29.3	11	4.95	60	145	M050Z050-30P-D	L025	3.00
DCK2-80	A	24	-	14	6.45	-	80	M050Z060-30P-D	L025	2.83
DCK2-105	A	24	-	14	6.45	-	105	M050Z060-30P-D	L025	2.91
DCK2-135L	B	24	31.7	14	6.45	75	135	M050Z060-30P-D	L025	3.00
DCK2-165L	B	24	35.2	14	6.45	75	165	M050Z060-30P-D	L025	3.20
DCK3-85	A	31	-	18	7.9	-	85	M060Z090-30P-D	L03	2.98
DCK3-110	A	31	-	18	7.9	-	110	M060Z090-30P-D	L03	3.13
DCK3-140L	B	31	37.8	18	7.9	85	140	M060Z090-30P-D	L03	3.30
DCK3-170L	B	31	41.3	18	7.9	85	170	M060Z090-30P-D	L03	3.57
DCK4-100	A	39	-	22	10	-	100	M080Z120-30P-D	L04	3.24
DCK4-160L	B	39	47.5	22	10	95	160	M080Z120-30P-D	L04	3.90
DCK4-205L	B	39	53.7	22	10	95	205	M080Z120-30P-D	L04	4.50
DCK5-90	A	50	-	28	13	-	90	M100Z160-30P-D	L05	3.40
DCK5-165	A	50	-	28	13	-	165	M100Z160-30P-D	L05	4.53
DCK5-210L	B	50	61.2	28	13	120	210	M100Z160-30P-D	L05	5.45
DCK5-270L	B	50	71.7	28	13	120	270	M100Z160-30P-D	L05	7.10
DCK6-85	A	64	-	36	16	-	85	M120Z200-30P-D	L06	3.90
DCK6-155	A	64	-	36	16	-	155	M120Z200-30P-D	L06	5.54
DCK6-215	A	64	-	36	16	-	215	M120Z200-30P-D	L06	6.96
DCK6-250	A	64	-	36	16	-	250	M120Z200-30P-D	L06	7.80
DCK6-300L	B	64	75	36	16	160	300	M120Z200-30P-D	L06	9.60
DCK7-85	A	90	-	46	19.15	-	85	M200Z290-30P-D	L10	4.73
DCK7-150	A	90	-	46	19.15	-	150	M200Z290-30P-D	L10	7.80
DCK7-210	A	90	-	46	19.15	-	210	M200Z290-30P-D	L10	10.63
DCK7-250	A	90	-	46	19.15	-	250	M200Z290-30P-D	L10	12.53
DCK7-300	A	90	-	46	19.15	-	300	M200Z290-30P-D	L10	14.89
DCK7-350	A	90	-	46	19.15	-	350	M200Z290-30P-D	L10	17.32

特点 / Feature

- 整支通孔，利于出水及抗振。 ■可共用并互容于大多数的“CK”系列。
- 侧固螺丝与键槽成90度，确保切削机的退刀相位。
- 侧固螺丝锁固时，请使用防卡油，以免镗孔时因扭力过大，导致螺丝卡死难以拆装。
- The whole bar with through holes, be useful for coolant and anti-shanking. ■Be compatible with all "CK" series.
- Side lock screw is at right angles to key slot, to make sure that the replacing holders in CNC machine are always in phase.
- Please apply lubricating oil to the screw to avoid stuck.

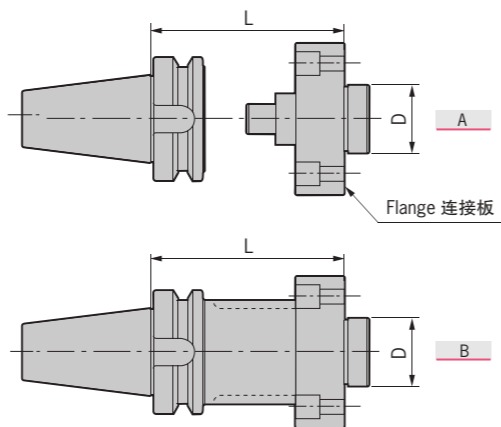
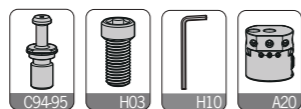
CAT-DCK/NBH2084

CAT-DCK Boring Adapter
CAT-DCK 镗头刀柄



型号 Specification	图示 Figure	D	d ₁	d	L ₁	L ₂	L	侧固螺钉 Side-lock screw	L型扳手 Wrench	重量 Weight
CAT40- DCK1-100L	B	19	23.8	11	4.95	50	100	M050Z050-30P-D	L020	1.01
DCK2-75	A	24	-	14	6.45	-	75	M050Z060-30P-D	L025	0.99
DCK3-100	A	31	-	18	7.9	-	100	M060Z090-30P-D	L03	1.24
DCK4-60	A	39	-	22	10	-	60	M080Z120-30P-D	L04	1.08
DCK4-100	A	39	-	22	10	-	100	M080Z120-30P-D	L04	1.46
DCK5-60	A	50	-	28	13	-	60	M100Z160-30P-D	L05	1.22
DCK5-100	A	50	-	28	13	-	100	M100Z160-30P-D	L05	1.79
DCK6-65	A	64	-	36	16	-	65	M120Z200-30P-D	L06	1.52
DCK6-100	A	64	-	36	16	-	100	M120Z200-30P-D	L06	2.37
CAT50- DCK1-115L	B	19	25.4	11	4.95	50	115	M050Z050-30P-D	L020	2.90
DCK2-105	A	24	-	14	6.45	-	105	M050Z060-30P-D	L025	2.92
DCK3-110	A	31	-	18	7.9	-	110	M060Z090-30P-D	L03	3.13
DCK4-100	A	39	-	22	10	-	100	M080Z120-30P-D	L04	3.25
DCK5-165	A	50	-	28	13	-	165	M100Z160-30P-D	L05	4.56
DCK6-155	A	64	-	36	16	-	155	M120Z200-30P-D	L06	5.56
DCK7-100	A	90	-	46	19.2	-	100	M200Z290-30P-D	L10	5.58

NBH2084 Boring Adapter
NBH2084 镗头刀柄

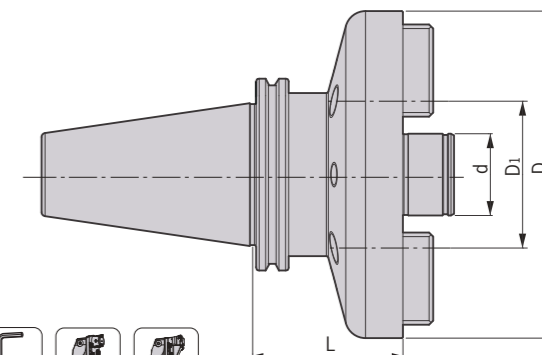
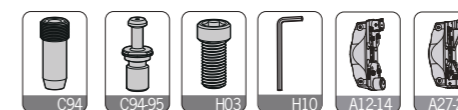


型号 Specification	D	L	锁紧螺钉 Locking screw	L型扳手 Wrench	重量 Weight
BT40-NBH-A50	35	50	E080U200	L06	1.78
BT50-NBH-A50	35	50	E080U200	L06	4.16
NBH-FP60	35	Flange	-	-	0.60
BT40-NBH-B100	35	100	E080U300	L06	2.23
BT50-NBH-B100	35	100	E080U300	L06	4.84

型号 Specification	D	L	锁紧螺钉 Locking screw	L型扳手 Wrench	重量 Weight
BT50-NBH-B165	35	165	E080U300	L06	6.23
NBH-B200	35	200	E080U300	L06	7.01
NBH-B250	35	250	E080U300	L06	7.96
NBH-B300	35	300	E080U300	L06	9.07

FM

FM Boring Adapter
FM 镗头刀柄



型号 Specification	D	D ₁	d	L	重量 Weight
HSK63A-FMS40-70	87	66.7	40	70	2.30
HSK100A-FMS40-60	87	66.7	40	60	3.55
FMS40-150	87	66.7	40	150	7.68
FMS40-250	87	66.7	40	250	12.26
FMX40-80	160	101.6	40	80	7.61
FMX40-150	160	101.6	40	150	10.53
FMX40-250	160	101.6	40	250	14.69

型号 Specification	D	D ₁	d	L	重量 Weight
SK50-FMS40-50	89	66.7	40	50	4.08
FMS40-150	89	66.7	40	150	8.88
FMS40-250	89	66.7	40	250	13.68
FMX40-75	160	101.6	40	75	8.46
FMX40-150	160	101.6	40	150	11.37
FMX40-250	160	101.6	40	250	15.30

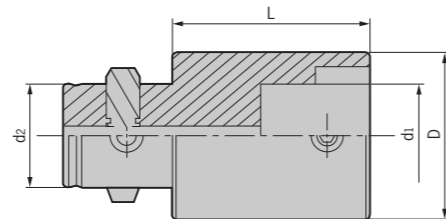
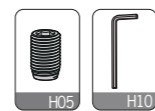
型号 Specification	D	D ₁	d	L	重量 Weight
CAT50-FMS40-50	89	66.7	40	50	4.22
FMS40-150	89	66.7	40	150	9.01
FMX40-75	160	101.6	40	75	8.29
FMX40-150	160	101.6	40	150	11.41

型号 Specification	D	D ₁	d	L	重量 Weight
BT40-FMS40-70	87	66.7	40	70	2.85
FMS40-120	87	66.7	40	120	5.20
BT50-FMS40-55	87	66.7	40	55	4.28
FMS40-150	87	66.7	40	150	8.88
FMS40-200	87	66.7	40	200	10.92
FMS40-250	87	66.7	40	250	13.21
FMS40-300	87	66.7	40	300	15.50
FMX40-85	160	101.6	40	85	8.90
FMX40-150	160	101.6	40	150	11.60
FMX40-200	160	101.6	40	200	13.69
FMX40-250	160	101.6	40	250	15.77
FMX40-300	160	101.6	40	300	17.85

型号 Specification	D	D ₁	d	L	重量 Weight
BBT50-FMS40-55	87	66.7	40	55	4.35
FMS40-150	87	66.7	40	150	8.70
FMX40-85	160	101.6	40	85	8.97
FMX40-150	160	101.6	40	150	11.67

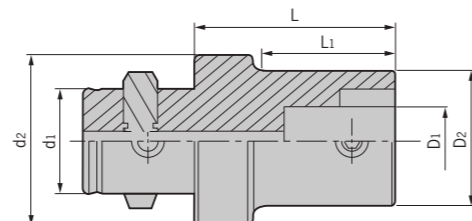
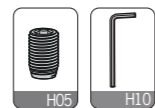
DCK

DCK Extension
DCK 等径延长接柄



型号 Specification	D	d ₁	d ₂	L	侧固螺钉 Side-lock screw	L型扳手 Wrench	重量 Weight
DCK 1-1-30	19	11	11	30	M050Z050-30P-D	L025	0.06
2-2-30	24	14	14	30	M050Z060-30P-D	L025	0.09
3-3-30	31	18	18	30	M060Z090-30P-D	L03	0.14
4-4-45	39	22	22	45	M080Z120-30P-D	L04	0.29
4-4-60	39	22	22	60	M080Z120-30P-D	L04	0.47
5-5-60	50	28	28	60	M100Z160-30P-D	L05	0.75
5-5-90	50	28	28	90	M100Z160-30P-D	L05	1.18
6-6-60	64	36	36	60	M120Z200-30P-D	L06	1.46
6-6-100	64	36	36	100	M120Z200-30P-D	L06	2.35
7-7-105	90	46	46	105	M200Z300-30P-D	L10	5.28

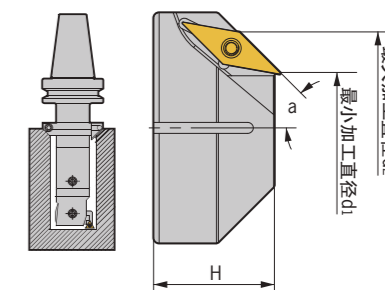

DCK Reducer
DCK 异径转换接柄 (大接小)



型号 Specification	D ₁	D ₂	d ₁	d ₂	L ₁	L	侧固螺钉 Side-lock screw	L型扳手 Wrench	重量 Weight
DCK 2-1-36	11	19	14	24	30	36	M050Z050-30P-D	L025	0.08
3-1-41	11	19	18	31	30	41	M050Z050-30P-D	L025	0.12
3-2-37	14	24	18	31	25	37	M050Z060-30P-D	L025	0.13
4-1-58	11	19	22	39	40	58	M050Z050-30P-D	L025	0.24
4-2-50	14	24	22	39	36	50	M050Z060-30P-D	L025	0.22
4-3-50	18	31	22	39	37	50	M060Z090-30P-D	L03	0.30
5-1-60	11	19	28	50	40	60	M050Z050-30P-D	L025	0.38
5-2-54	14	24	28	50	35	54	M050Z060-30P-D	L025	0.38
5-2-74	14	24	28	50	55	74	M050Z060-30P-D	L025	0.45
5-3-47	18	31	28	50	29	47	M060Z090-30P-D	L03	0.46
5-3-72	18	31	28	50	54	72	M060Z090-30P-D	L03	0.54
5-4-42	22	39	28	50	25	42	M080Z120-30P-D	L04	0.43
5-4-67	22	39	28	50	50	67	M080Z120-30P-D	L04	0.62
6-1-70	11	19	36	64	40	70	M050Z050-30P-D	L025	0.90
6-2-63	14	24	36	64	45	63	M050Z060-30P-D	L025	0.66
6-2-93	14	24	36	64	75	93	M050Z060-30P-D	L025	0.71
6-3-56	18	31	36	64	39	56	M060Z090-30P-D	L03	0.70
6-3-96	18	31	36	64	79	96	M060Z090-30P-D	L03	0.91
6-4-51	22	39	36	64	35	51	M080Z120-30P-D	L04	0.76
6-4-101	22	39	36	64	85	101	M080Z120-30P-D	L04	1.19
6-5-41	28	50	36	64	25	41	M100Z160-30P-D	L05	0.72
6-5-91	28	50	36	64	75	91	M100Z160-30P-D	L05	1.46
7-6-106	36	64	46	90	81	106	M120Z200-30P-D	L06	3.12

CR

CR Chamfering Cutter
CR 倒角刀



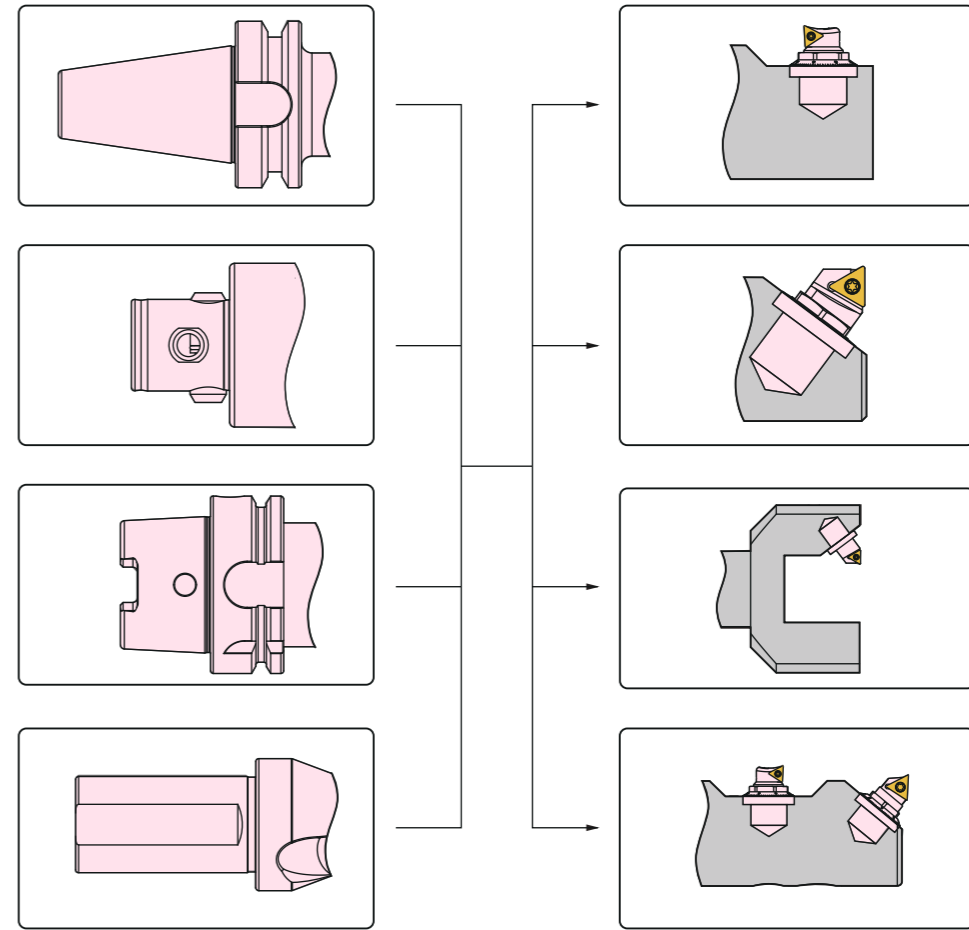
安装在DCK刀柄上用于镗孔,倒角复合加工。Assembled with DCK boring tools to chamfer.

型号 Specification	刃数 Teeth	角度 a	d ₁	d ₂	H	组合刀柄 Adapter size	L型扳手 Wrench	刀体锁紧螺钉 Locking screw	刀片型号 Insert	刀片螺钉 Insert screw	旗形扳手 Wrench	重量 Weight
CR 1-34-45	1	45	21	34	22	DCK1	L04	E050U160-D	VC**1103	M025W060	Q08	0.06
2-39-45	1	45	26	39	25	DCK2	L04	E050U160-D	VC**1103	M025W060	Q08	0.12
3-54-45	1	45	34	54	35	DCK3	L05	E060U200-D	VC**1604	M040S100-1	Q15	0.51
4-62-45	1	45	42	62	38	DCK4	L05	E060U200-D	VC**1604	M040S100-1	Q15	0.69
5-93-45	2	45	53	93	43	DCK5	L05	E060U250-D	VC**1604	M040S100-1	Q15	1.33
6-107-45	2	45	67	107	46	DCK6	L06	E080U250-D	VC**1604	M040S100-1	Q15	1.84
6-138-45	2	45	98	138	46	DCK6	L06	E080U250-D	VC**1604	M040S100-1	Q15	3.86
6-160-45	2	45	120	160	46	DCK6	L06	E080U250-D	VC**1604	M040S100-1	Q15	5.58
CR 1-41-30	2	30	23	41	30	DCK1	L04	E050U160-D	VC**1103	M025W060	Q08	0.10
2-46-30	2	30	28	46	35	DCK2	L04	E050U160-D	VC**1103	M025W060	Q08	0.21
3-53-30	2	30	35	53	35	DCK3	L05	E060U200-D	VC**1103	M025W060	Q08	0.34
4-61-30	2	30	43	61	35	DCK4	L05	E060U200-D	VC**1103	M025W060	Q08	0.41
5-84-30	2	30	56	84	48	DCK5	L06	E080U250-D	VC**1604	M040S100-1	Q15	1.33
6-98-30	2	30	70	98	48	DCK6	L06	E080U250-D	VC**1604	M040S100-1	Q15	1.21
6-120-30	2	30	92	120	48	DCK6	L06	E080U250-D	VC**1604	M040S100-1	Q15	3.01
6-142-30	2	30	114	142	48	DCK6	L06	E080U250-D	VC**1604	M040S100-1	Q15	4.09

适用 Suitable: 德克、京瓷或三菱刀片 DEREK、KYOCERA Or MITSUBISHI Insert

MKT

MKT Boring Cartridge
MKT 微调精密单元



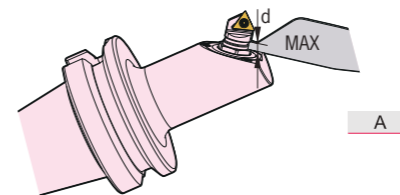
注 / Notice

- 精镗单元是安装与精密加工的非标刀具本体。
- 精镗单元为前端调节微调精度，每单元刻度相当于0.01mm的径向切深变化量；通过副刻度游标可进行0.001mm的径向调节。
- 精镗带有自锁功能，即调节刻度前无需解锁，调节完成后也无需锁紧。
- 另有多款主偏角微调精镗单元可接单生产。

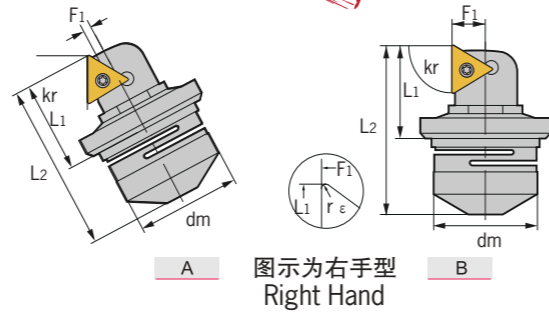
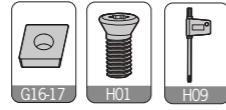
注意事项：
精镗单元前端不可超行程调节，不然会造成结构损伤；安全行程的把握通过专用扳手尾宽丈量精镗单元的前端伸出量（扳手尾宽d=伸出量极限），参考图A。

- For non-standard tools.
- Each scale means radial depth cut 0.01mm; With side scale, the accuracy can be 0.001mm.
- With self-lock design.
- Cartridge with different lead angle available on request.

Caution:
Don't over-adjust MKT cartridge.
Safe adjusting size shouldn't access the wrench end size "d" (ref. picture A).



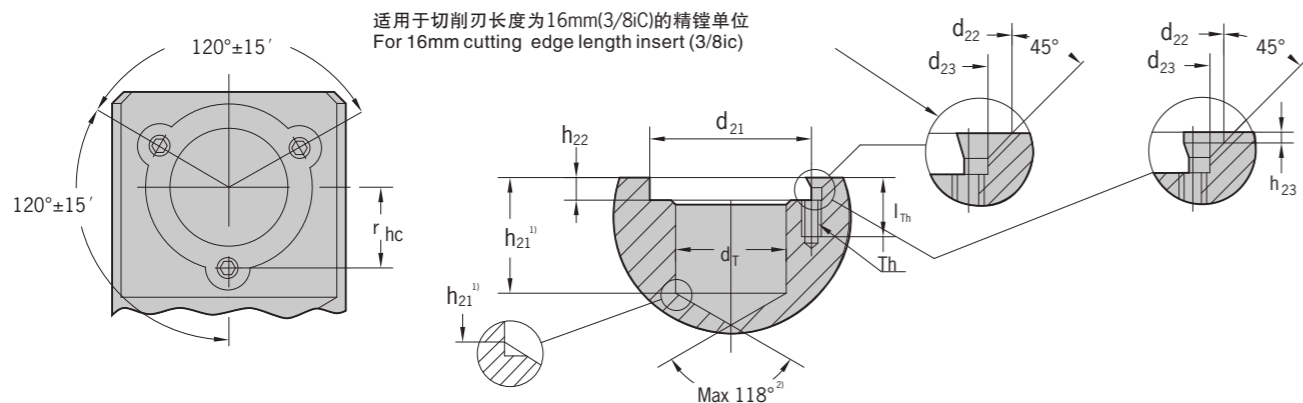
NEW



型号 Specification	图示 Fig	主偏角 Kr	dm	L1	L2	F1	Dmin	刃倾角 λ	内接圆 Ic	刀片型号 Insert	扳手 Wrench	重量 Weight
MKT1- 90C06-L/R	A	90	16	14.3	25.15	0.45	25.5	-3	1/4	CC**0602	WMKT06	0.03
90T06-L/R	A	90	16	14.3	25.0	0.50	24.8	0	5/32	TB**0601	WMKT06	0.03
90T09-L/R	A	90	20	19.1	33.7	0.90	32.5	0	7/32	TC**0902	WMKT09	0.05
90T11-L/R	A	90	22	23.0	45.3	1.10	42.0	0	1/4	TC**1102	WMKT11	0.18
90T16-L/R	A	90	32	33.3	62.3	1.20	59.4	0	3/8	TC**16T3	WMKT16	0.21
MKT2- 90C06-L/R	B	90	16	13.3	24.1	5.10	27.0	-3	1/4	CC**0602	WMKT06	0.03
90T09-L/R	B	90	20	18.3	32.9	6.30	36.5	0	7/32	TC**0902	WMKT09	0.05
90T11-L/R	B	90	22	22.1	44.3	7.20	48.5	0	1/4	TC**1102	WMKT11	0.18
90T16-L/R	B	90	32	32.0	62.7	10.3	68.4	0	3/8	TC**16T3	WMKT16	0.21

适用 Suitable: 德克或京瓷刀片 DEREK Or KYOCERA Insert

MKT Boring Cartridge - Assembling Size MKT 微调精镗单元的安装尺寸

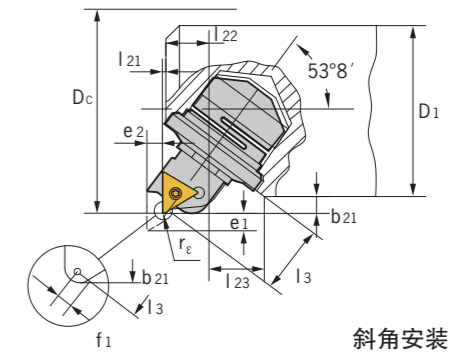
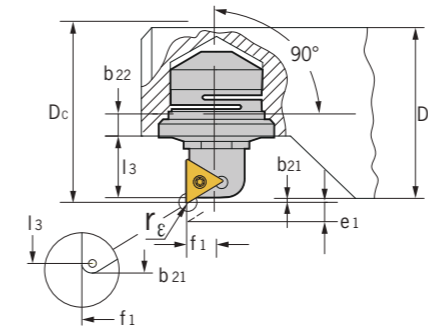


△	内接圆 Ic	d _T H7	d ₂₁ ¹⁾	d ₂₂ ¹⁾	d ₂₃	h ₂₁ ²⁾	h ₂₂ ³⁾	h ₂₃ ¹⁾	l _{Th}	r _{hc}	T _h
06	5/32	16	19	4.6	3.2	11.5	2.8	0.8	9	9.65±0.02	M3
09	7/32	20	25	4.6	3.2	15.5	4.0	0.9	9	12.50±0.05	M3
11	1/4	22	30	6.5	4.3	24.0	5.0	1.4	13	15.40±0.05	M4
16	3/8	32	46	11.9	5.4	33.0	6.3	-	16	23.00±0.05	M5
06	1/4	16	19	4.6	3.2	11.5	2.8	0.8	9	9.65±0.02	M3

1)⁺0.1
0

2)⁺0.2
0

3)±0.2



进给方向	△	r _ε	D ₁ min	D _c min	b ₂₁ min	e ₁ max	e ₂ max	b ₂₂ min	l ₃ ¹⁾ min	l ₂₁	l ₂₂	l ₂₃	f ₁
直角安装 kr=90°	06	0.2		27.9	0.60				9.8				
		0.4	26.0	27.6	0.55	2.5	-	3.60	9.6	-	-	-	5.10
		0.8		27.0	0.50				9.1				
		0.2		37.4	1.45				13.95				
		0.4	34.5	37.1	1.30	3.5	-	4.55	13.6	-	-	-	6.30
		0.8		36.5	1.00				12.9				
	11	0.2		49.4	1.45				16.75				
		0.4	46.5	49.1	1.30	6	-	7.75	16.4	-	-	-	7.20
		0.8		48.5	1.00				15.7				
		0.4		69.6	1.30				25.0				
		0.8	67.0	69.0	1.00	10	-	9.40	24.3	-	-	-	10.30
		1.2		68.4	0.70				23.6				
斜角安装 90°	06	0.2		26.2	1.70				11.0				0.40
		0.4	22.0	25.9	1.65	2	1.5	-	10.7	0.5	6.60	9.55	0.40
		0.8		25.3	1.60				10.1				0.45
		0.2		25.7	1.50				10.9				0.40
		0.4	22.0	25.4	1.45	2	1.5	-	10.6	0.5	6.60	9.55	0.40
		0.8		24.8	1.40				10.0				0.45
	09	0.2		33.4	2.45				14.9				0.95
		0.4	28.5	33.1	2.30	2.8	2.1	-	14.5	0.5	9.40	12.15	1.00
		0.8		32.5	2.00				13.7				1.10
		0.2		42.9	2.45				17.6				1.15
		0.4	38.0	42.6	2.30	4.8	3.6	-	17.2	0.5	11.20	14.85	1.20
		0.8		42.0	2.00				16.4				1.30
16	0.4		60.6	2.80				26.2				1.30	
	0.8	55.0	60.0	2.50	8	6.0	-	25.4	0.5	16.65	23.70	1.40	
	1.2		59.4	2.20				24.6				1.50	

适用 Suitable: 德克或京瓷刀片 DEREK Or KYOCERA Insert

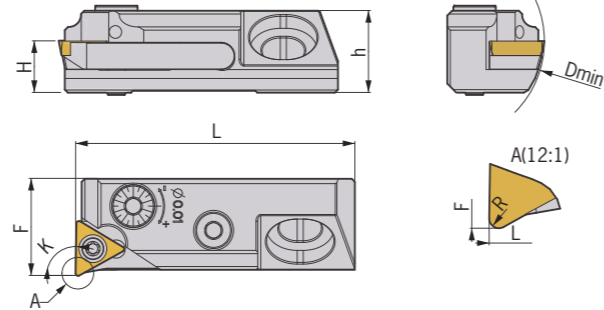
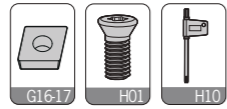
注 / Notice

■ 完全夹紧在镗刀卡内时的尺寸。 ■ Above data is based on fully assembly.

MAC

MAC Boring Cartridge
MAC 微调精镗刀座

NEW



型号 Specification	K	H	F	L	h1	Dmin	R	适用刀片 Suitable inserts
MAC90- F16-CC06-L/R	90	8.5	16	46	13.5	28	0.4	CC..0602..
MAC95- F16-CC06-L/R	95	8.5	16	46	13.5	28	0.4	CC..0602..
MAC90- F16-TP09-L/R	90	8.5	16	46	13.5	28	0.4	TP..0902..
MAC95- F16-TP09-L/R	95	8.5	16	46	13.5	28	0.4	TP..0902..
MAC90- F20-TC11-L/R	90	8.5	20	46	13.5	36	0.4	TC..1102..
MAC95- F20-TC11-L/R	95	8.5	20	46	13.5	36	0.4	TC..1102..
MAC90- F20-TP11-L/R	90	9	20	46	13.5	36	0.4	TP..1103..
MAC95- F20-TP11-L/R	95	9	20	46	13.5	36	0.4	TP..1103..

适用 Suitable: 德克刀片、三菱刀片 DEREK Or MITSUBISHI Insert

注 / Notice

- 常备库存为右手型号。
- 刀片请根据不同材料单独订购。
- 微调精度直径0.01mm/div 半径0.005mm/div。
- 径向最大调整量直径0.6mm，轴向调整量1mm。

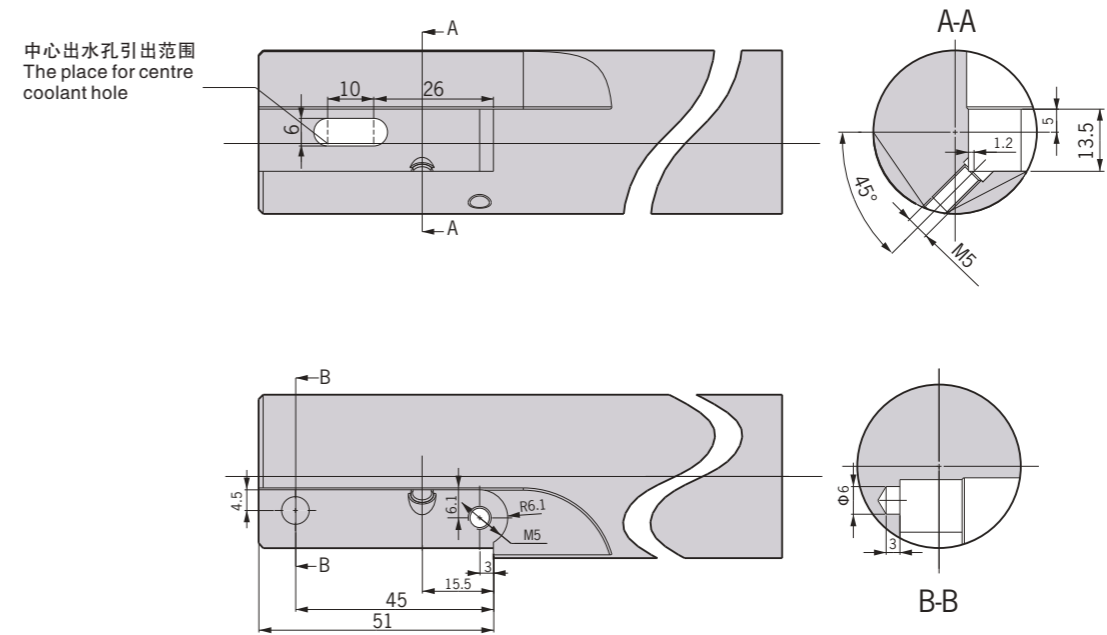
- With right hand type in stock.
- Inserts need to be purchased based on different machined material.
- One dial = 0.01mm.
- Max radial adjustment is 0.6mm, max axial adjustment is 1mm.

配件/Item

刀片型号 Insert	刀片锁紧螺钉 Insert Screw	轴向调节螺钉 Axial Screw	刀座锁紧螺钉 Cartridge Screw	刀片锁紧扳手 Insert Wrench	刀座锁紧扳手 Cartridge Wrench	径向调节扳手 Radial Wrench	轴向调节扳手 Axial Wrench
CC..0602..	M025W050	M050D200-90	E050U160	Q08	L04	L025	L03
TP..0902..	M025W050	M050D200-90	E050U160	Q08	L04	L025	L03
TC..1102..	M025W050	M050D200-90	E050U160	Q08	L04	L025	L03
TP..1103..	M030W060	M050D200-90	E050U160	Q08	L04	L025	L03

MAC

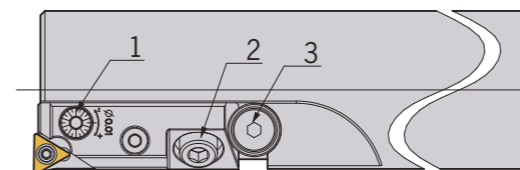
MAC Boring Cartridge - Assembling Size
MAC 微调精镗刀座的安装尺寸



注 / Notice

- 图示按照右手刀夹型号的方向安装。
- 使用左手刀夹型号时请按照镜像的方式安装。

- The way of adjustment on right hand type.
- The opposite way of adjustment on left hand type.



- 1.径向调节螺钉 Radial Screw
- 2.刀座锁紧螺钉 Cartridge Screw
- 3.轴向调节螺钉 Axial Screw

轴向调节方法 / Adjusting on axial direction

- 1.稍微松开刀座锁紧螺钉2。
- 2.顺时针旋转轴向调节螺钉3，刀座向前移动至需要的尺寸。
- 3.夹紧刀座锁紧螺钉2。

- 1.Loosening the 2# lock screw lightly.
- 2.Rotating the 3# axial screw in the anticlockwise direction,so that the cartridge can be moved forward to the required size.
- 3.Tightening the 2# lock screw firmly.

注 / Notice

- 如果刀座需要向后调节，应当松开刀座锁紧螺钉，并把刀座移动到后面，然后逐渐向前调节直到需要的尺寸。

径向调节方法 / Adjusting on radial direction

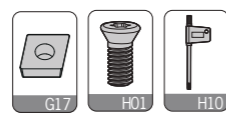
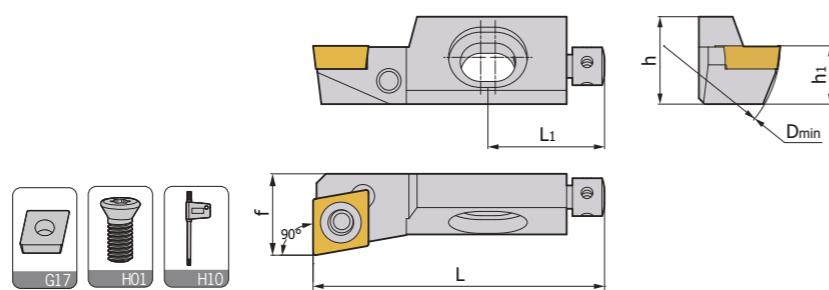
- 1.顺时针方向旋转径向调节螺钉1，刀具直径逐渐变大。
- 2.逆时针方向旋转径向调节螺钉1，刀具直径逐渐变小。
- 3.径向微调螺钉调节是每旋转一个刻度，刀具直径变化0.01mm

- 1.Rotating the 1# radial adjusting screw in the clockwise direction, so that the diameter of tool will increase.
2. Rotating the 1# radial adjusting screw on the anticlockwise direction. so that the diameter of tool will reduce.
3. The adjustment on diameter:0.01mm as per dial.

- Note:If the cartridge should be moved backward,please loosen cartridge screw,and then move the cartridge to the back,finally adjust the cartridge to forward little by little to meet the required size.

SFC/SLC

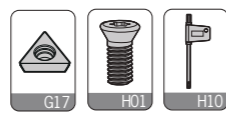
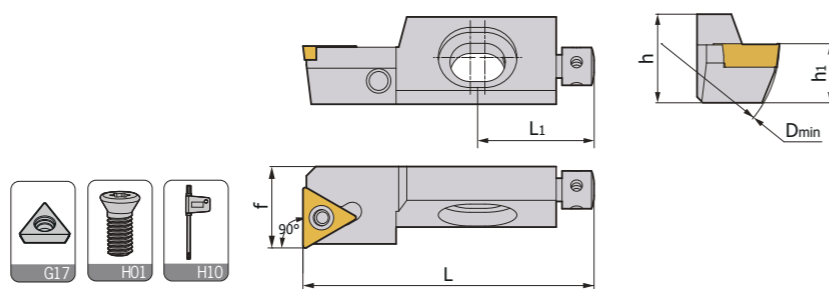
Inserts Holder SFC For Roughing
SFC 粗镗刀座



型号 Specification	D _{min}	h ₁	h	f	L ₁	L	刀片 Insert	刀片螺钉 Insert screw	调整螺钉 Adjusting screw	扳手 Wrench	重量 Weight
SFCR08CA-06	25	8	10	10	17	32	CC**0602	M025W060	M040H120	Q08	0.07
SFCR10CA-09	40	10	15	14	20	50	CC**09T3	M035W080	M040H120	Q15	0.10

适用 Suitable: 德克、三菱或日立刀片 DEREK、MITSUBISHI Or HITACHI Insert

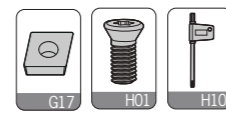
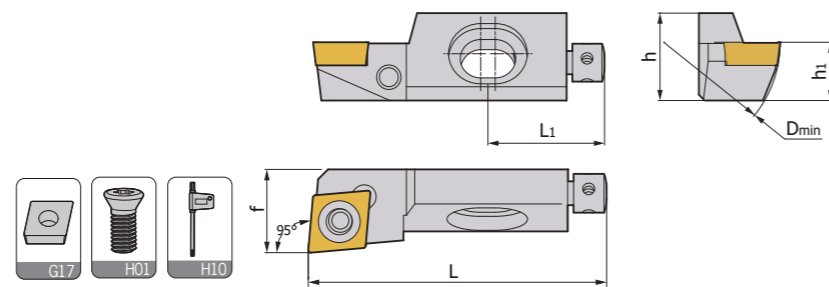

Inserts Holder SFC For Roughing
SFC 粗镗刀座



型号 Specification	D _{min}	h ₁	h	f	L ₁	L	刀片 Insert	刀片螺钉 Insert screw	调整螺钉 Adjusting screw	扳手 Wrench	重量 Weight
STFCR08CA-09	25	8	10	10	17	32	TC**0902	M022W060	M040H120	Q08	0.07
STFCR10CA-11	40	10	15	14	20	50	TC**1102	M025W060	M040H120	Q08	0.10

适用 Suitable: 德克、三菱或日立刀片 DEREK、MITSUBISHI Or HITACHI Insert

Inserts Holder SLC For Roughing
SLC 粗镗刀座

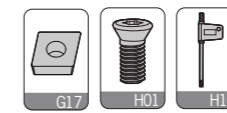
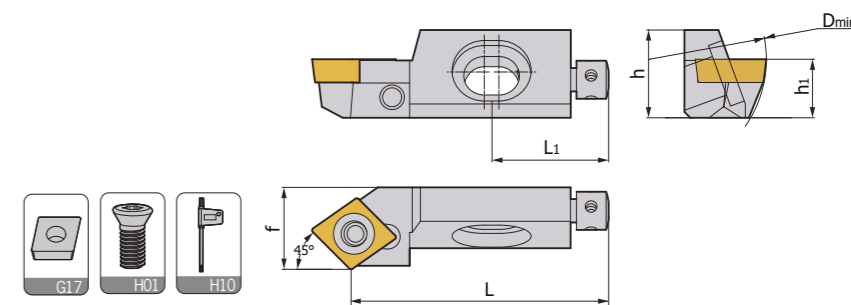


型号 Specification	D _{min}	h ₁	h	f	L ₁	L	刀片 Insert	刀片螺钉 Insert screw	调整螺钉 Adjusting screw	扳手 Wrench	重量 Weight
SLCR08CA-06	25	8	10	10	17	32	CC**0602	M025W060	M040H120	Q08	0.07
SLCR10CA-09	40	10	15	14	20	50	CC**09T3	M035W080	M040H120	Q15	0.10

适用 Suitable: 德克、三菱或日立刀片 DEREK、MITSUBISHI Or HITACHI Insert

SSC

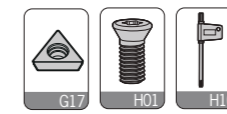
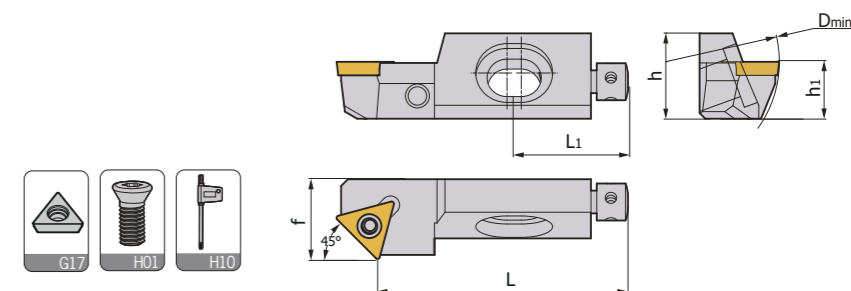
Inserts Holder SSC For Roughing
SSC 粗镗刀座



型号 Specification	D _{min}	h ₁	h	f	L ₁	L	刀片 Insert	刀片螺钉 Insert screw	调整螺钉 Adjusting screw	扳手 Wrench	重量 Weight
SCSCR08CA-06	25	8	10	10	17	32	CC**0602	M025W060	M040H120	Q08	0.07
SCSCR10CA-09	40	10	15	14	20	44	CC**09T3	M035W080	M040H120	Q15	0.09

适用 Suitable: 德克、三菱或日立刀片 DEREK、MITSUBISHI Or HITACHI Insert

Inserts Holder SSC For Roughing
SSC 粗镗刀座

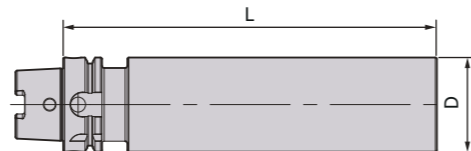


型号 Specification	D _{min}	h ₁	h	f	L ₁	L	刀片 Insert	刀片螺钉 Insert screw	调整螺钉 Adjusting screw	扳手 Wrench	重量 Weight
STSCR10CA-11	40	10	15	14	20	44	TC**1102	M025W060	M040H120	Q08	0.09
STSCR12CA-16	50	12	20	20	20	47	TC**16T3	M035W080	M050H130	Q15	0.15

适用 Suitable: 德克、三菱或日立刀片 DEREK、MITSUBISHI Or HITACHI Insert

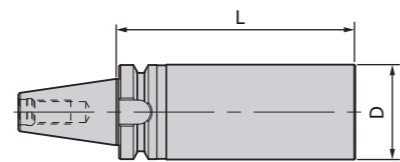
HSK/BT/SK BLANK ADAPTER

HSK Blank Adapter
HSK 毛坯刀柄



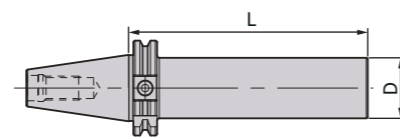
型号 Specification	D	L
HSK50A- 52-200	52	200
63-200	63	200
HSK63A- 63-250	63	250
80-250	80	250
HSK100A- 63-200	63	200
80-250	80	250
90-300	90	300

BT Blank Adapter
BT 毛坯刀柄



型号 Specification	D	L
BT40- 63.5-160	63.5	160
63.5-250	63.5	250
BT50- 80-200	80	200
80-300	80	300

SK Blank Adapter
SK 毛坯刀柄



型号 Specification	D	L
SK40- 40.5-160	40.5	160
63.5-160	63.5	250
63.5-250	63.5	250
SK50- 80-160	80	160
80-200	80	200
80-300	80	300

特点 / Feature

- 柄部硬度: HRC55-60。
- 毛坯端硬度: $D \leq 65$, HRC28-32; $D > 65$, HRC25-30。
- 柄部精磨到位, 毛坯端精车。
- 毛坯端表面发黑处理。
- 自带中心出水孔。
- Hardness of shank: HRC55-60.
- Hardness of blank: $D \leq 65$, HRC28-32; $D > 65$, HRC25-30.
- Finish grinding for shank, finish lathing for blank.
- Black coating for blank.
- With intercoolant hole.

Customized Tools With Indexable Inserts
机夹式非标刀具定制

与传统刀具截然不同的, 用于数控加工的最高效刀具
The most efficient CNC cutting tools, unlike traditional tools.

机夹非标刀具可以选择带刀座的型号。通过连成一体的刀杆和刀座, 一体型的刀具避免在使用中的两次装夹, 从而基本消除了装夹误差。选用带刀座的机夹式刀具可提高加工精度。

现代化加工中机夹式非标刀具是最佳伙伴, 在批量生产中可最大限度提高设备使用效率。

The installing error could be avoid by choosing customized tools with indexable inserts. Because boring head and cartridge are unified as a whole, it don't need two stage install any more.

It helps achieve the highest-precision machining target and utmost work efficiency in mass production.

特点 / Feature

- 可换式刀片
根据客户需要提供各种替换式刀片, 当刀片磨损时, 只需更换即可。
- 微调单元
更接近客户需求对高精度的刃部提供微调结构。高性能的微调结构是刀具反复使用后仍能保证精度。
- 多款刀柄系统
可以从包括液压、热胀在内的不同刀柄前端和包括HSK\BT两种的刀柄后端任意定制刀柄系统, 满足不同加工设备需求。
- 刀片定制
根据客户需求, 可以实现复杂刃口的成型刀片和PCD\CBN刀片等各种复杂的组合非标加工。
- Indexable Inserts
Special indexable inserts can be supplied according to customers' requirements.
- Adjustable Frames
Supply adjustable frames for insert pocket to get a high repeatability.
- Kinds Of Adapter System
To meet different manufacturing machines, we can design and customize sorts of holder structures including shrink fit chuck and hydraulic chuck, with different cone, such as HSK and BT.
- Customized Inserts
On request, customized inserts are available, including ground inserts with sophisticated cutting edge and PCD/CBN inserts.



Integrated Special Tools 整体刀具非标定制

广泛应用于制造行业中的非标精密刀具 Widely used in the manufacturing industry

整体型非标刀具是一种直接由整根棒料加工而成的传统刀具，其切削刃与刀杆部分连成一体。它不但能应付绝大部分的加工，而且可以通过重复使用来降低刀具成本。客户只需提供图纸、样刀或被加工零件即可获得德克为客户生产适用于钻、铰、铣、车、镗和其他特殊加工在内的所有种类非标刀具。

二十多年的刀具生产经验，德克奠定了坚实的非标生产基础，为包括汽车、航天、医疗与其他制造业的客户提供各种加工的整体定制刀具。通过缩减成本，使用批量的整体定制非标能给客户的生产加工带来实际效益。

Derek designs the most suitable tool structure, covering the tip type, the cooling method, the geometric shape, the processing parameter, etc.) specially for each type of a customer's tool based on the material of the processed and the customer's real processing conditions whether it is drilling, milling, reaming, boring or any other machining, so as to meet different customers' diversified demands for machining precision, smooth finish, processing efficiency and tool service life.

Based on two decades' manufacturing experience, Derek's excellent production techniques guarantees the quality of special tools, which are extensively used in metalworking of automobile, aeronautics and astronautics, medical and equipment manufacture industries. Special tools bring down the production cost in mass production dramatically.

特点 / Feature

- **阶梯处理**
充分考虑机械性能的前提下，根据客户需求可以定制多个阶梯。多阶梯刀具一次加工不但缩短加工时间，还能确保最佳同心度。
- **成型刀刃**
为了成型加工，根据客户的需求制定特定形状。完成标准刀具无法完成的复杂加工。
- **刃口优化**
根据加工需求对刃口进行优化，获得更低的切削阻力、更长的刀具寿命和更好的加工精度。
- **槽型设计**
对封闭加工用刀具的排屑槽进行特殊优化。优化后的槽体能加强排屑、帮助切削刃散热并减少失效状况的发生。
- **Stepped Cutting**
Taking cutting condition and work piece into consideration, a stepped special tool can be designed and produced, which not only shortens the processing time but also increases the cutting performance.
- **Special Cutting Edge**
A special cutting edge can be achieved on customers' demand, to finish the sophisticated machining.
- **Optimized Cutting Edge**
Optimized cutting edge promises a smaller cutting resistance, a longer tool life and a better surface performance.
- **Unique Chipbreaker Design**
Special design and optimize the chipbreaker for those tools used in a close cutting condition, which makes the chip-removal easier, cutting edge cooler, and more valid machining.



Customized PCD Cutting Tools PCD刀具非标定制

具有极佳切削性能与使用寿命的新一代精密刀具 With extraordinary cutting performance and tool life

金刚石刀具是一种由硬质合金刀杆和金刚石刀刃组合而成的新型刀具，其切削刃由金刚石构成。金刚石分为人造聚晶金刚石和天然单晶金刚石。它们是自然界已知硬度最高的物质，因此由其制作而成的刀具在使用寿命上往往超出传统硬质合金刀具数倍。金刚石刀具具有极高的硬度。

超高的导热性和极低的摩擦系数，这使得金刚石刀具拥有极其优异的切削性能。

The artificial polycrystalline diamond and the natural monocrystalline diamond are the known materials with the highest hardness in the nature. The tools made of these two materials enjoy a much longer service life than usual cemented carbide tools. The diamond tool, equipped with high hardness and thermal conductivity as well as low frictional factor, boasts its outstanding cutting performance.

特点 / Feature

- **超长寿命**
使用寿命远长于普通刀具，为客户省去反复换刀及反复修磨的时间，减少成本和精力。
- **刀刃PCD成型**
为了成型加工，根据客户的需求制定特定形状。成型用PCD定制刀具的加工寿命往往长达上万次。
- **镜面加工**
根据客户需要，PCD加工后的表面可获得很高的光洁度和平整度，甚至达到镜面效果，可省去抛光工序。
- **超强性能**
因摩擦系数最小、导热性能最佳，金刚石非标刀具可以大大提高加工速度并胜任整体式刀具无法完成的加工。
- **附加断屑**
根据具体加工需求，可以提供额外的断屑槽，获得更好的加工效果并防止切屑损伤已加工表面。
- **Superior Tool Life**
Compared with the usual tools, PCD tools enjoy a superior tool life, which reduces the production cost dramatically.
- **Ground PCD Edges**
The cutting edge of PCD is ground to the special shape to meet a unique metalworking requirement. The tool life can be more than 10,000 times.
- **Mirror Effect**
The surface processed by the PCD tool is always very flat and smooth just like a mirror because of the super-high rotation speed of the PCD tool, which leaves out the customer's polishing procedure.
- **Extraordinary Performance**
With high hardness and thermal conductivity as well as low frictional factor, boasts its outstanding cutting performance, which makes it the only choice in some machining solutions.
- **Extra Chipbreaker**
According to a specific cutting condition, PCD tools with special chipbreakers are available. And it results in a better cutting performance.



精镗刀
Micro Boring
粗镗刀
Rough Boring
镗头刀柄
Boring Head Holder
非标刀具
Turned Tools
镗头使用说明
Boring Head Manuals

精镗刀
Micro Boring
粗镗刀
Rough Boring
镗头刀柄
Boring Head Holder
非标刀具
Turned Tools
镗头使用说明
Boring Head Manuals

各种难题，我们统统打包。

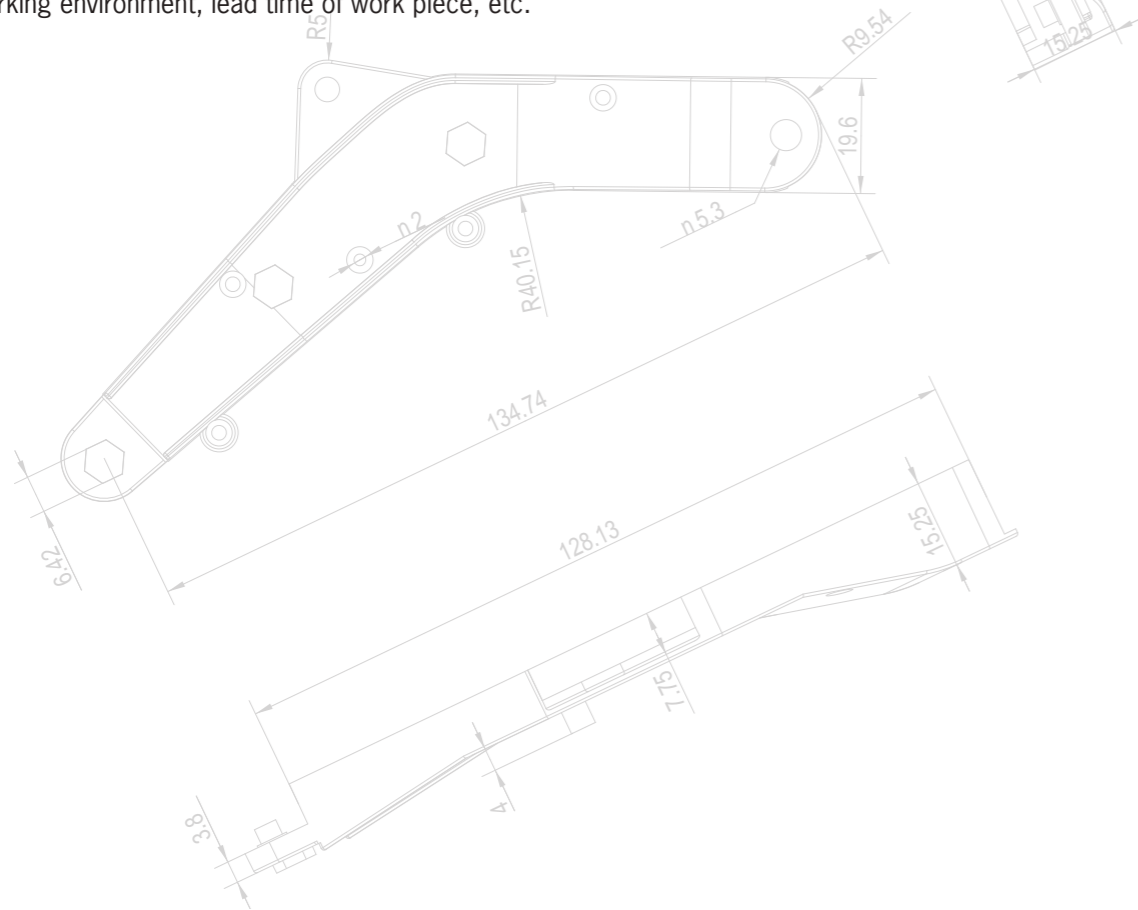
通常情况下，加工一个简单的小型零件平均需要 4-5 把标准、非标刀具；而加工、装配一个复杂的大型零部件往往需要 20 把以上的刀具。一个极端的例子是飞机制造：生产一架飞机需要使用上千种不同刀具。如果客户同时需要生产 5 种零部件，那么就on必须挑选 100 种不同刀具。德克可以为您精挑细选、化繁为简，让复杂的操作以简单方式实现。

凭借二十多年的专业刀具生产经验，拥有各种不同的高端加工设备，强大的技术力量和服务团队，德克能提供一站式的项目解决方案。只需提供被加工工件的零件图纸或样品，我们就可以提供一整套完整的加工方案，无论是标准刀具还是非标定制刀具以及各种加工耗材，我们都会设身处事的考虑各种状况，包括客户设备、加工环境、交货期等等，以最佳方式交给客户手上使用。

Whatever the project is, we are going to take over it.

Usually, it takes about 4-5 usual and special tools to machine one small and simple work piece. However, it asks for more than 20 pcs of tools for a sophisticated component. Let's take the airplane manufacturing as an example. Thousands of tools are required during the manufacturing. If one factory wants to produce 5 pcs of work piece at one time, then they have to choose about 100 different tools to finish the work. Derek is ready to offer you well selected tools to finish your work efficiently.

On the basis of two decades' manufacturing experience, equipped with state-of-the art manufacturing machines, Derek's professional technical staff and service personnel are ready to offer you one-stop service for your project and metal-working demand. On receipt of your drawings of work piece to be machined, we will supply you a full machining solution, including standard tools, special tools, and inserts, which will fulfill your requirement, such as production machines, working environment, lead time of work piece, etc.

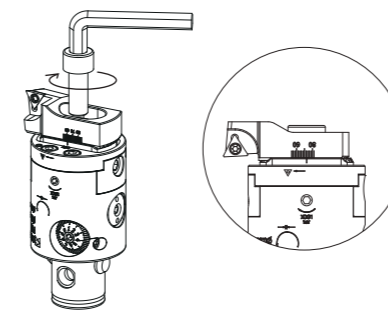


一、安装精镗刀片座、精镗刀杆、刀片：

Installation Of Insert Holder, Boring Bars And Inserts

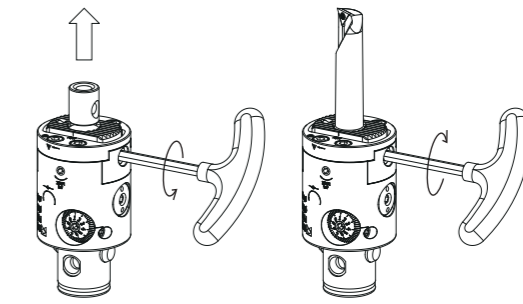
1、精镗刀片座安装：将刀片座和镗头安装部分擦拭干净。刀片座底部与镗头安装面贴合，确定无间隙后，拧紧刀片座锁紧螺钉。安装反镗刀片座，可实现反镗加工。（图A）

1.Clean the mounting surface of cartridge and boring head; Make sure there is no gap and misalignment between cartridge and boring head; Fasten the locking screw properly.



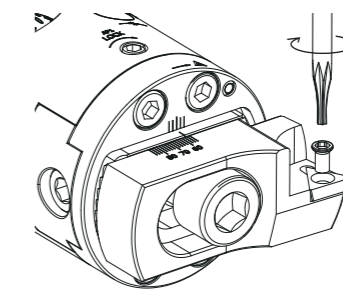
2、精镗刀杆安装：先行拆除精镗刀片座。松开BM中心销侧固螺钉，取出BM中心销。选取精镗刀杆确定安装方向，置入精镗头内，确定无间隙后，拧紧BM中心销侧固螺钉。

2. Loosen the locking screw and move the BM center pin out of boring head. Put in the boring bar in a right direction and tighten the locking screw properly.



3、刀片安装：将刀片装入刀片座内，注意刀片的两侧面及底部必须和刀片座槽的两侧面及平面完全贴合无异物，确定无间隙后，锁紧刀片螺钉。

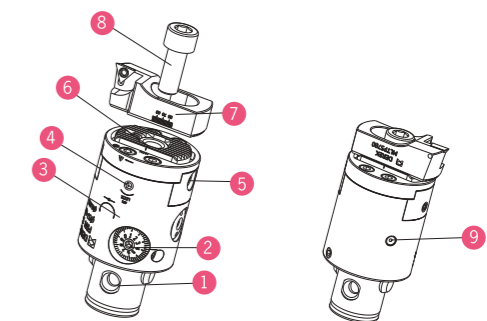
3.Use compressed air to clean the surface of inserts and insert pocket on cartridge. Ensure they are free of any dust or oil; Position the indexable insert on the insert pocket and tighten the clamping screw securely.



二、产品结构

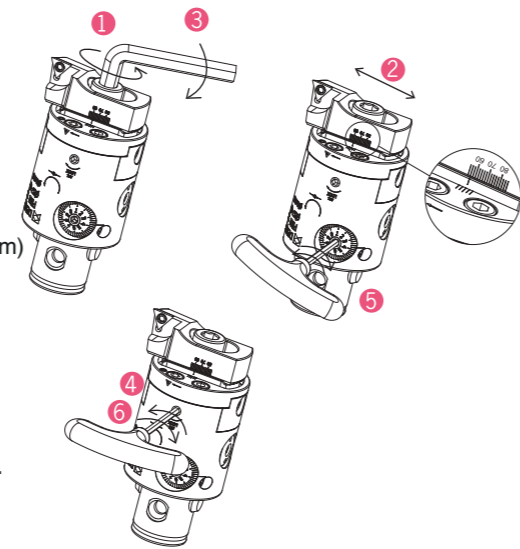
Structure

- | | | |
|--------------------------|---|-------------------------|
| 1镗头柄部
DCK Connection | 4微调锁紧螺钉
Locking Screw | 7刀片座
Cartridge |
| 2微调刻度盘
Graduated Dial | 5 BM中心销侧固螺钉
Locking Screw to the Center Pin BM | 8压紧螺钉
Clamping Screw |
| 3镗头本体
Boring Head | 6 BM中心销
BM Center Pin | 9注油孔
Grease Hole |



三、使用步骤 Operation

- 步骤一：松开刀座压紧螺钉（逆时针旋转）①
 - 步骤二：移动刀片座位置预调至需加工尺寸②（参考刀片座上刻度线尺寸）
 - 步骤三：拧紧刀座压紧螺钉（顺时针旋转）③
 - 步骤四：松开刻度盘锁紧螺钉（逆时针旋转）④
 - 步骤五：转动微调刻度盘（逆时针旋转）使加工直径增大，反之减小⑤（每格0.002mm）
 - 步骤六：拧紧刻度盘锁紧螺钉（顺时针旋转）⑥完成调整
1. Loosen the clamping screw in anti-clockwise direction;
 2. Move the cartridge close to but smaller than the working diameter;
 3. Lock the clamping screw;
 4. Loosen the locking screw on graduated dial;
 5. Adjust the dial in a clockwise direction until the desired boring diameter is reached.
 6. Tighten the locking screw properly.



四、使用者注意事项 Cautions

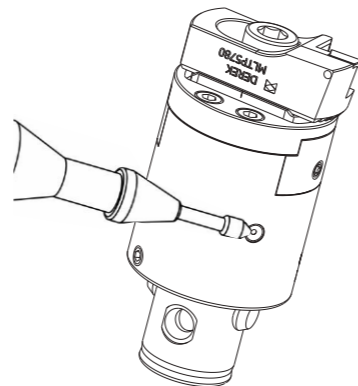
1. 在调整范围内使用。
1. Use boring heads within suggested range.
2. 调整微调刻度盘前必须先松开微调锁紧螺钉，否则会对内部精调机构造成损坏。
2. Rotate the graduated dial without loosening the locking screw will damage the internal moving structure.
3. 滑座固定，请使用专用扳手调整刀座压紧螺钉拧紧。扭力要适当，过大会损坏镗头精度，过松会造成加工时刀座位移。
3. Use genuine key only for unclamping, clamping and any adjustments.
4. 本产品为精密装置，调整微调刻度盘阻力过大时，请立即停止操作。并确认以下事项：
4. Check the following two possible troubles when the rotation meets big resistance or refuses to move:

微调锁紧螺钉是否松开。
If the locking screw is loosened or not

是否超出调整范围。
if the boring diameter required exceeds the range of boring head

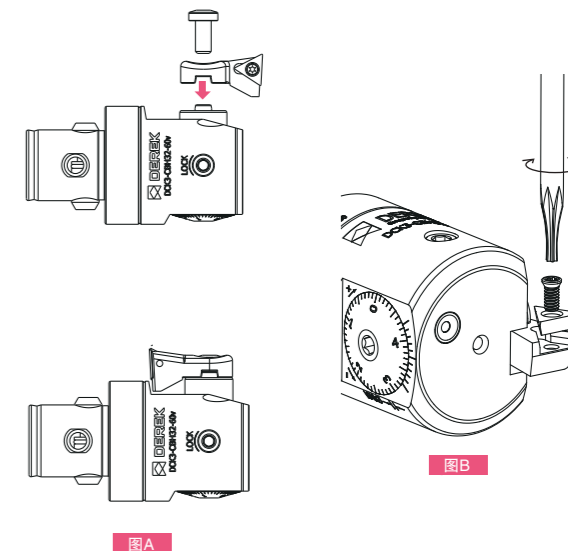
5. 用户须注入润滑脂（图），润滑脂的注入量以从刻度盘周围渗出为止，润滑脂的作用不但起到润滑的作用，还可以清除渗入的冷却液和杂质；为了防止长时间不使用而使润滑脂硬化，请定期转动刻度盘。
5. Regularly apply grease into the grease hole to maintain adequate lubrication of moving part; The boring head shall be set on the smallest diameter when it is greased; Continue the grease injection till it appears to ooze out from the behind of the graduated dial; Occasionally adjust the boring head through its entire range when storing for a period of time to avoid the grease from hardening.

请客户不要自行拆开镗头。
No overhauling boring head without the instructions from DEREK.



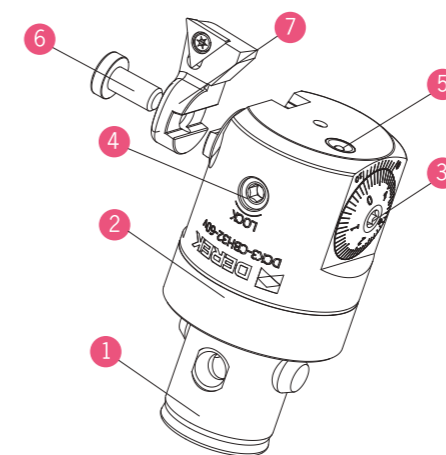
一、安装刀片座、刀片： Installation Of Cartridge and Inserts

1. 将刀片座和镗头安装部分擦拭干净。刀片座底部与镗头安装面贴合，确定无间隙后，拧紧刀片座锁紧螺钉。调整刀片座安装方向，可实现反镗加工。（图A）
 2. 将刀片装入刀片座内，注意刀片的两侧面及底部必须和刀片座槽的两侧面及平面完全贴合无异物，确定无间隙后，锁紧刀片螺钉。（图B）
1. Clean the mounting surface of insert holder and boring head; Mount the insert holder while fitting into the convex on the head; Make sure there is no gap and misalignment between insert holder and boring head; Fasten the locking screw properly. For back boring, please mount the insert holder turned over 180°. See Fig. A
 2. Use compressed air to clean the surface of inserts and insert pocket on cartridge. Ensure they are free of any dust or oil; Position the indexable insert on the insert pocket and tighten the clamping screw securely. See Fig. B

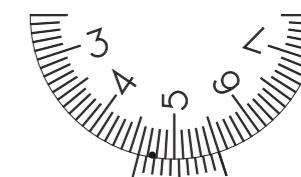


二、产品结构 Structure

- 1 镗头柄部
DCK Connection
- 2 镗头本体
Boring Head
- 3 微调刻度盘
Graduated Dial
- 4 微调锁紧螺钉
Locking Screw
- 5 注油孔
Grease Hole
- 6 刀片座锁紧螺丝
Clamping Screw
- 7 刀片座
Cartridge



刻度盘（1刻度0.01mm）



游标的看法

游标和刻度盘刻线一致的时候，可按0.001mm参考

Usage of graduated dial:

1. Unlock locking screw (figure 4)
2. Clockwise adjust the dial (figure 3), when the dial scale moves one division, 0.01mm added to the boring hole diameter; when the matched line of dial and vernier scale moved one smaller division (as per vernier), 0.001mm added to the boring hole diameter.
3. Lock the locking screw (figure 4).

三、使用步骤

Operating Instructions

准备工作：须先确认刀片安装是否匹配，刀片座锁紧螺钉是否锁紧。

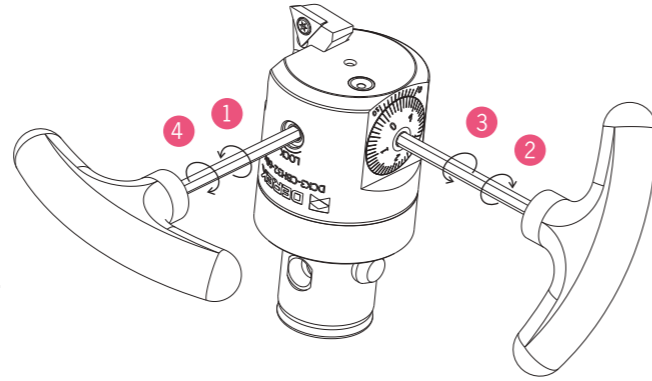
步骤一：松开微调锁紧螺钉（逆时针旋转）①

步骤二：旋转微调刻度盘顺时针旋转使加工直径增大 ② 逆时针旋转加工直径缩小 ③（刻度盘每格为直径0.01mm）

步骤三：调整尺寸加工时，请按同方向旋转结束。

步骤四：以适当力度拧紧微调锁紧螺钉（顺时针旋转）④ 完成调整。
Before operation, checking the indexable insert is suitable and the locking screw is fastened securely.

1. Loosen the locking screw in anti-clockwise direction;
2. Adjust the graduated dial clockwise to increase working diameter. And adjust anti-clockwise to reduce working diameter.
3. Pls the adjustment graduated dial in the same direction as the beginning of rotating when finishing.
4. Tighten the locking screw clockwise properly.



四、使用者注意事项

Notices Of The User

1请在调整范围内使用。

Use boring head within suggested range;

2调整微调刻度盘前，必须松开微调锁紧螺钉。否则会对内部精调机构造成损坏。

Rotate the graduated dial without loosening the locking screw would cause damage to the internal moving parts of the boring head.

3本产品是由调整微调刻度盘带动精密螺杆旋转，来实现刀片座移动。在阻力过大或无法转动时，请立即停止调整。并确认以下事项：

Check the following two possible troubles when the rotation meets big resistance or refuses to move:

微调锁紧螺丝是否松开

If the locking screw is loosened.

是否超出调整范围

If the boring diameter exceeds the boring range of boring head

4使用反镗功能时，主轴必须反转！

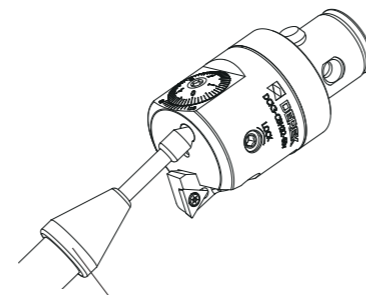
Machine spindle shall be run in anticlockwise direction when back boring is adopted.

5用户须注入润滑脂（图）润滑脂的注入量以从刻度盘周围渗出为止，润滑脂的作用不但起到润滑的作用，还可以清除渗入的冷却液和杂质；为了防止长时间不使用而使润滑脂硬化，请定期转动刻度盘。

Injecting grease until it overflow from the circumference of the graduated dial.

In addition to lubrication, it helps remove infiltrated coolant and impurities;

Pls adjust the graduated dial regularly to avoid grease becoming harden.



润滑脂枪
Grease Gun

请客户不要自行拆开镗头。

Don't overhauling boring head without instructions from DEREK.

一、使用步骤

Operating Instructions

步骤一：选择加工范围内刀杆，置于镗头安装孔内，使刀杆削平面对准固定螺丝紧固方向，并确认刀尖处于镗头微调正方向。

拧紧刀杆锁紧螺钉（图）

步骤二：松开微调锁紧螺钉（图）逆时针旋转

步骤三：调整微调刻度盘（图），顺时针使加工直径增大，反之减小。调整尺寸时，请按同方向微调，以确保微调精度。（刻度盘每格为直径0.01mm）。

步骤四：以适当扭力锁紧微调锁紧螺钉（顺时针旋转）（图），完整调整。

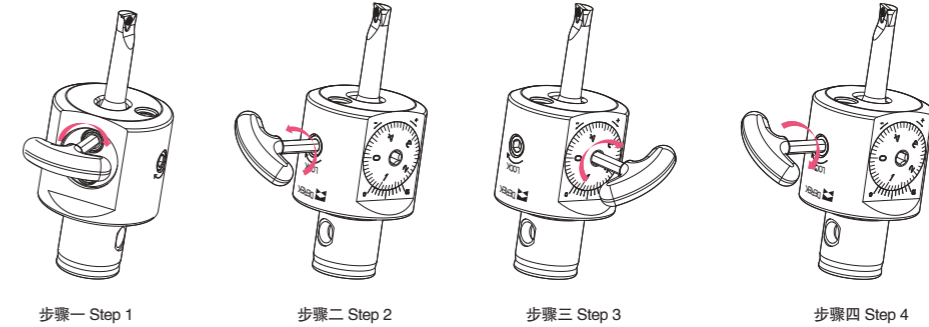
Step 1: Place boring bar which is suitable for boring range in the mounting hole of boring head. Keep flattened side of boring bar facing same direction with locking screw. And make sure cutting edge is facing the front direction with adjusting panel. Fasten the locking screw properly.

Step 2: Loosen adjusting screw (see figure 4) anti-clockwise.

Step 3: Enlarge the boring diameter by adjusting anti-clockwise on the adjusting panel (see figure 2), while adjusting clockwise is to reduce the boring range.

Step 4: Lock the adjusting screw clockwise properly to finish adjustment.

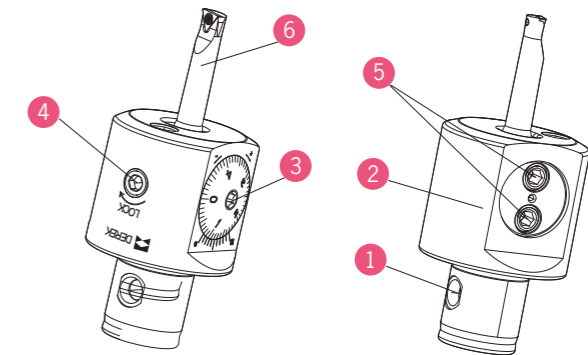
操作示意图 Instruction



二、产品结构

Structure

- | | |
|--------------------------|----------------------------|
| 1镗头柄部
DCK connection | 4微调锁紧螺钉
Locking screw |
| 2镗头本体
Boring head | 5镗刀杆锁紧螺钉
Mounting screw |
| 3微调刻度盘
Graduated dial | 6镗刀杆
Boring bar |



三、使用者注意事项

Notices Of The User

1.请在调整范围内使用。

2.调整微调刻度盘前，必须松开微调锁紧螺钉，否则会对内部精调机构造成损坏。

3.请使用专用扳手固定微调锁紧螺钉，扭力要适当，过紧会导致芯轴移位，过松会造成精度不良。

4.本产品为精密机构，当阻力过大微调刻度盘无法转动时，请立即停止调整，并确认以下事项

A.微调锁紧螺钉是否松开；

B.是否超出调整范围；

1. Please use this tool within suggested range.

2. Please loosen the adjusting screw before adjusting. Otherwise, the tools might be damaged.

3. Please fasten the adjusting knob only using special wrench properly. Axle centre might removed if too tight, and low precision might happen if too loose.

4. Please stop the adjustment when it is faced a strong resistance, or it is unable to go on. And make sure:

A. The locking screws is unlocked;

B. The adjustment is within the suggested range;

NBH2084

NBH2084 Micro-Boring Head Manuals
NBH2084 微调精密镗头使用说明书

一、使用步骤

Operating Instructions

步骤一：选择加工范围内刀杆（图），置于镗头安装孔内（图A 图B 图C），使刀杆削平面对准固定螺丝紧固方向，

并确认刀尖处于镗头微调正方向

步骤二：松开微调锁紧螺钉（图）逆时针旋转

步骤三：调整微调刻度盘，（图）逆时针使加工直径增大，反之减小。调整尺寸时，请按同方向微调，以确保微调精度。

（刻度盘每格为直径0.01mm）

步骤四：以适当扭力锁紧微调锁紧螺钉（顺时针旋转）（图），完整调整。

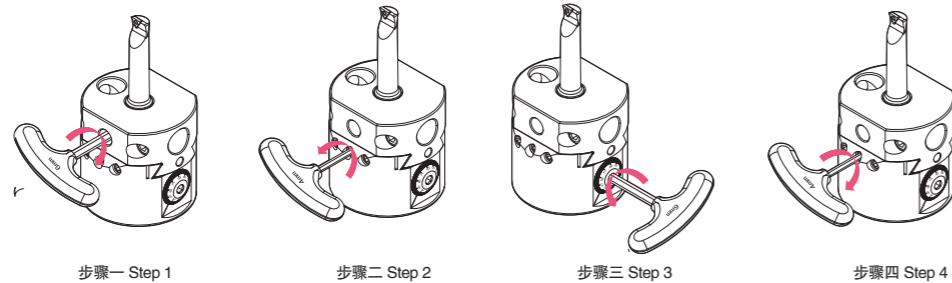
Step 1: Hold right boring bar (see figure 6) in right hole (see pic A, B, C). Make sure weldon part of boring bar is to the position of locking screw and cutting edge of boring bar is to the the position of adjusting panel.

Step 2: Loosen adjusting screw anti-clockwise.

Step 3: Enlarge the boring diameter by adjusting on the adjusting panel (see figure 2) anti-clockwise, while adjusting clockwise is to reduce the boring range.

Step 4: Adjust till the boring diameter required and lock the adjusting screw properly.

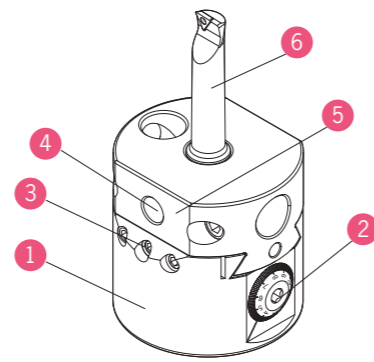
操作示意图 Instruction



二、产品结构

Structure

- | | |
|-----------------------------|----------------------------|
| 1 镗头本体
Boring head | 4 镗刀杆锁紧螺钉
Locking screw |
| 2 微调刻度盘
Adjusting panel | 5 移动滑块
Movable part |
| 3 微调锁紧螺钉
Adjusting screw | 6 镗刀杆
Boring bar |



三、使用者注意事项

Notices Of The User

- 请在调整范围内使用。
- 调整微调刻度盘前，必须松开微调锁紧螺钉，否则会对内部精调机构造成损坏。
- 请使用专用扳手固定微调锁紧螺钉，扭力要适当，过紧会导致芯轴移位，过松会造成精度不良。
- 本产品为精密机构，当阻力过大微调刻度盘无法转动时，请立即停止调整，并确认以下事项

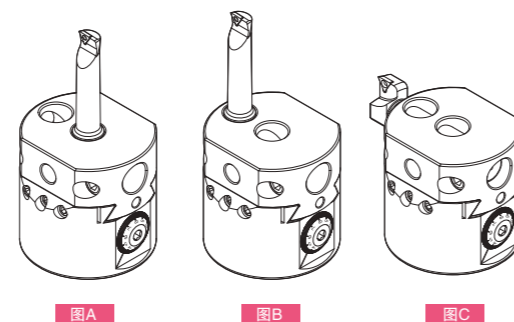
A.微调锁紧螺钉是否松开

B.是否超出调整范围

- Please use it within work range.
- Please loosen the adjusting screw before adjusting.
- Please use special wrench to lock the adjusting screw properly.
- Please stop the adjustment when it is faced with a strong resistance, And make sure:

A.Locking screws is unlocked;

B.Adjustment is within the suggested work range;



ABH/DBH

ABH/DBH Twin Cutter Rough Boring Head Manuals
ABH/DBH 双刃粗镗头使用说明书

一、使用步骤

Operating Instructions

ABH/DBH粗镗头为双刃镗头可先调整一侧。

步骤一：松开刀片座锁紧螺钉 ⑤ 逆时针旋转

步骤二：旋转刀片座调整螺钉 ③，推动刀片座 ④ 到预定尺寸可参照刻度线

步骤三：适当扭力拧紧刀片座锁紧螺钉 ⑤ 顺时针旋转。

调整另一侧同上。

Adjustment starts one of twin cartridge on ABH/DBH boring head.

Step 1: Unlock clamping screw anti-clockwise(see figure 5).

Step 2: Loosen adjusting screw (See figure 3). Move cartridge to the required position according to the reference line marked on the tool body. (see figure 4).

Step 3: Fasten clamping screw properly(see figure 5).

Follow the same steps aforementioned to adjust the other cartridge.

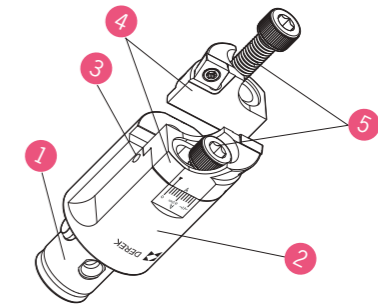
操作示意图 Instruction



二、产品结构

Structure

- | | |
|------------------------------|-----------------------------|
| 1 镗头柄部
DCK Connection | 4 刀片座
Cartridge |
| 2 镗头本体
Boring head | 5 刀片座锁紧螺钉
Clamping screw |
| 3 刀片座调整螺钉
Adjusting screw | |



三、加工方法

Boring Options

ABH/DBH粗镗头有两种加工方式

1.等刃式切削加工，A刀片座装于A面，B刀片座装于B面。

适用于小余量加工切削平稳。（图A）

2.错齿式切削加工，A刀片座装于B面，B刀片座装于A面。

形成高低刃，适用于大余量加工。（图B）

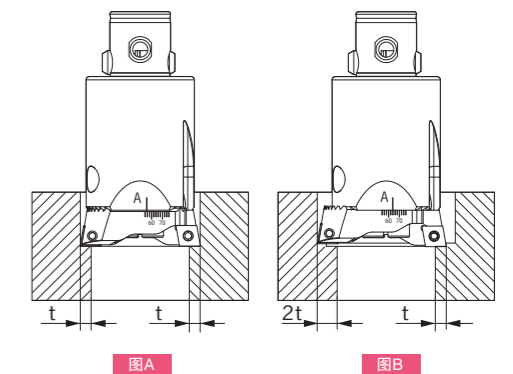
Two boring options available with ABH/DBH rough boring head.

1. Balanced cutting: Cartridge A on side A, while cartridge B on side B.

For stable cutting with a small stock allowance. (See figure A)

2. Stepped cutting: Cartridge A on side B and cartridge B on side A.

For cutting with a big stock allowance. (See figure B)



四、使用者注意事项

Notices Of The User

采用错齿式切削，切削量调整时须高刃与低刃相同。以平衡两边所受切削力，防止共振发生，避免单刃受力过大受损。

Make sure the cutting data for the two cartridges are same when stepped cutting is adopted.

DHP

DHP Hydraulic Chuck
DHP 液压刀柄



7:24锥度, 均达到AT3级标准。
Taper 7:24; \leq AT3.

-195°C深冷处理, 降低变形, 保持精度, 提高产品稳定性。
Subzero treatment (-195°C) to minimise the deformation of tool holder, to reach high accuracy and stability.

厚实的刀体能起到更好的减震功能, 提升表面粗糙度。
Hydraulic system absorbs shaking of tool; Increase surface-finish quality significantly.

刀具偏摆 $3D \leq 0.003\text{mm}$, 减少刀具损耗, 降低刀具费用, 大幅度提升表面粗糙度, 重复精度佳, 节省校刀时间。
Runout $\leq 3\mu\text{m}$; increase tool life; reduce tool cost; Increase surface-finish quality significantly; High accuracy without adjustment.

夹持操作简易, 约10秒内完成, 夹刀可达到0.003mm径向精度, 仅需一只T型扳手即可完成装刀, 不需要昂贵复杂的周边设备。
User-friendly - get the accuracy of $3\mu\text{m}$ within 10sec; Assemble tool with one allen key only; Easy assembly: only one allen key required.

360°且两点夹持, 夹持稳定可靠。
360° & 2 positions clamping: high rigidity.

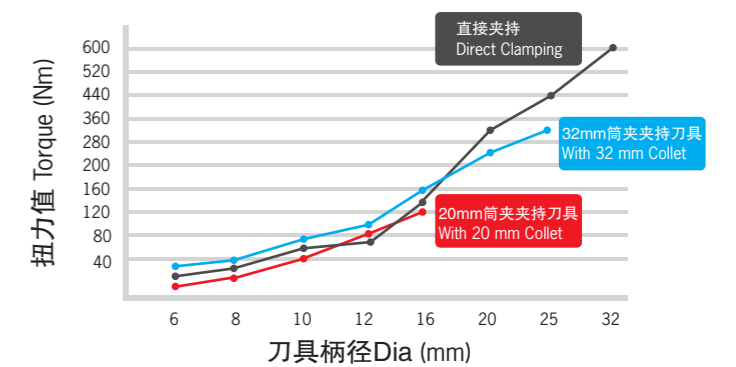
使用者注意事项

Notices Of The User

- 夹持柄径: 被夹持刀具柄径公差不得低于h6级, 若低于此标准可能导致夹紧无力而掉刀。
- 夹持深度: 被夹持的刀具插入夹持孔深度, 必须大于安全深度“H”。
- 清洁: 液压刀柄使用前需将刀柄内腔表面清洗干净, 不得有残余的防锈油或其他杂质附着于内孔表面。
- Assembled bar size tolerance: \geq h6;
- Clamp depth: $>$ H;
- Clean the chuck before and after use.

液压刀柄夹持扭力测验

Clamping Torque Test



SF/DSF

SF/DSF Shrink-Fit Holder
SF/DSF 热缩刀柄

7:24锥度，均达到AT3级标准。
Taper 7:24; ≤AT3.

使用刀柄内部的拉紧螺钉实现后拉式锁紧，定位精度高。
Locked with internal pull stud, Precise positioning.

通过更换延长杆可实现柄径为D3-D12mm的刀具夹持，减少成本，简单实现前期准备工作，提高效率。
A wide clamping range (D3-D12mm) is available with different extenders, which reduces production cost and increases efficiency.

采用优质热缩特殊钢材热膨胀率大，夹持可靠。
With superior-quality steel with good CTE.
(CTE: The coefficient of thermal expansion)

半角3°

3°角设计，外形细长，加工干涉小。
3° Taper-off design minimizes interference.

电磁感应热缩机 Induction Heat Machine

型号 Specification	加热时间 Shrink time	冷却方式 Cooling	输出电源 Voltage	瞬间输出最大功率 Power	适用刀具材质 Tools	范围 Range	LxWxH (mm)	重量 Weight
SF-3500S	4-98"	风冷 Air Cooling	SINGLE-PHASE 220V/25A	4000W	钨钢 Carbide	Φ3~Φ32 mm	500x500x800	47KG



HPC

HPC High-speed Power Chuck
HPC 高速强力刀柄

-195℃深冷处理，降低变形，保持精度，提高产品稳定性。
Subzero treatment (-195℃) to minimise the deformation of tool holder, to reach high accuracy and stability.

高强度螺帽
有效防止振刀，适合重力切削
High strength nuts;
Reduce the shaking of cutting tool;
Excellent for heavy duty.

超硬滚针每一根都是经过精密测量挑选，使同一刀柄内的百余根滚针直径一致，超高的硬度传递锁紧力更均匀、可靠。
Same diameter hardened roller needles are strictly selected and arranged for strong & stable clamping possible.

前后双重防护罩，防止液体，灰尘，切屑进入本体，与转螺帽形成的间隙间损坏表面及滚针。
Dust-proof ring and cover,
Prevent the body from liquid and dust.

内腔的防滑槽设计，使装刀过程中的油污、异物可挤入槽内，使夹持面贴合更紧密，有效防止刀具滑落，同时可释放夹持过程中产生的内应力。
Special design of cavity & groove make the clamping firm, keep internal structure clean, and reduce the internal stress significantly.

使用者注意事项 Notices Of The User

- 请选用直径公差等级高于h7级的刀具，
- 当选用柄部直径偏小的刀具时会导致夹不紧而产生溜刀现象。
- 禁止无刀状态下进行空夹。
- Assemble right diameter tool tolerance: > h7;
- Suitable shank diameter is required;
- Clamping without tools is forbidden.



7:24锥度，均达到AT3级标准。
Taper 7:24; ≤AT3.

刀柄整体动平衡G2.5; 25,000 rpm
最高转速可达45,000 rpm
Balanced: G2.5; 25,000 rpm
Max: 45,000 rpm

超高速螺帽，光面无槽设计，使其零风阻，
高强度，高速运转下，静音可靠。
Notch-free design: Prevent vibration;
Reduce noise splattering coolant;
Assure increased strength of nut itself.

-195°C深冷处理，降低变形，保持精度，
提高产品稳定性。
Subzero treatment (-195°C) to minimise the
deformation of tool holder, to reach high
accuracy and stability.

可选配止水精密筒夹，保障密封性，
使其获得最佳的出水效果。

Special sealing collet is provided to achieve
excellent cooling performance.

刀具偏摆 $3D \leq 0.005 \text{ mm}$ ，减少刀具损耗，
降低刀具费用，大幅度提升表面粗糙度，
重复精度佳，节省校刀时间。
Runout(3D) $\leq 5 \mu\text{m}$; increase tool life; reduce tool cost;
Increase surface-finish quality significantly;
High repeat accuracy.

DSK 精密弹性筒夹 DSK Precision Collet



相比普通ER刀柄具有较小的锥角，较长的夹持部位，
更能提供超强的夹持力和定心性。

Compared with ER collet, DSK collet is with smaller taper angle, longer clamping length, higher clamping strength and concentricity



微补偿
Synchro

分体式
Split

中心
冷却
Internal Cooling

延长丝
锥夹头
Deeper Tap Clamping

特点 / Feature

■主轴的旋转与实际丝锥进给之间有微小的同步误差是难以避免的。使用刚性攻丝刀柄意味着任何一点微小的偏差都会大大增加丝锥所受到的力，使得丝锥寿命大大缩短。采用带有微量补偿(例如+0.2mm, -1mm)能有效地充分缓冲丝锥在正转及反转时受到的压力，使丝锥的微量损伤减少到最低，从而有效延长丝锥寿命100%以上，使螺纹精度更高。这对于脆性相对较大的硬质合金丝锥意义更大。

■独特的分体式设计，只需替换易损的前端，保留高价值本体，使本体更具经济型。

■刀柄中心通冷却液，可以对刀具充分润滑及排屑，最大压力可达2Mpa (图A)。

■VER延长杆有侧固螺丝，可解决常规ER止水筒夹夹持丝锥时的扭力支撑不足问题(图B)。

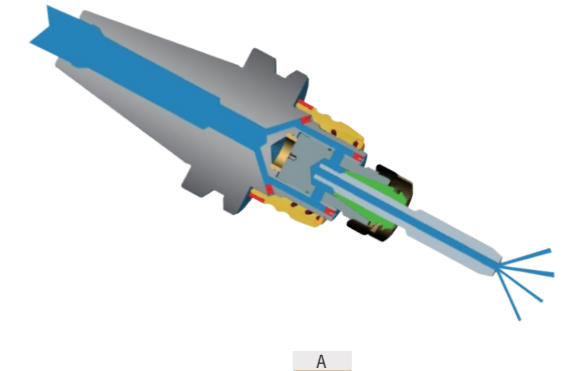
■可配延长丝锥夹头，满足不同加工深度的要求。(填补了市面上普通微补偿ER刀柄长度单一的问题)。

■攻丝能力

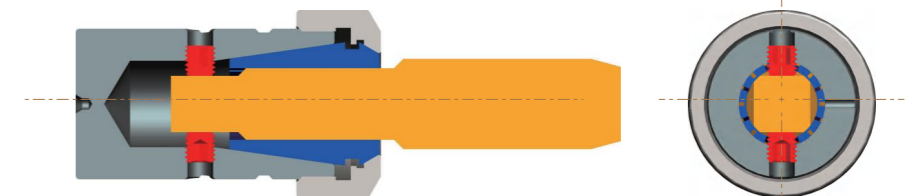
M3-M12 M6-M20 M14-M33.

■可匹配机床主轴

HSK BT SK



A



B

■This VER chuck avoids error between spindle running and tools feeding, increases the tapping chuck life.

■Unique split-type structure, can replace the front worn out part only, it's affordable with saving the mean part of the chuck.

■Coolant flowing pressure up to 2MPa (Fig. A).

■The side fixing screw in VER extender could solve the regular problem of insufficient torque support when connecting ER sealing collet and tap (Fig. B).

■Longer-size tapping collets applicable to different tapping depths;

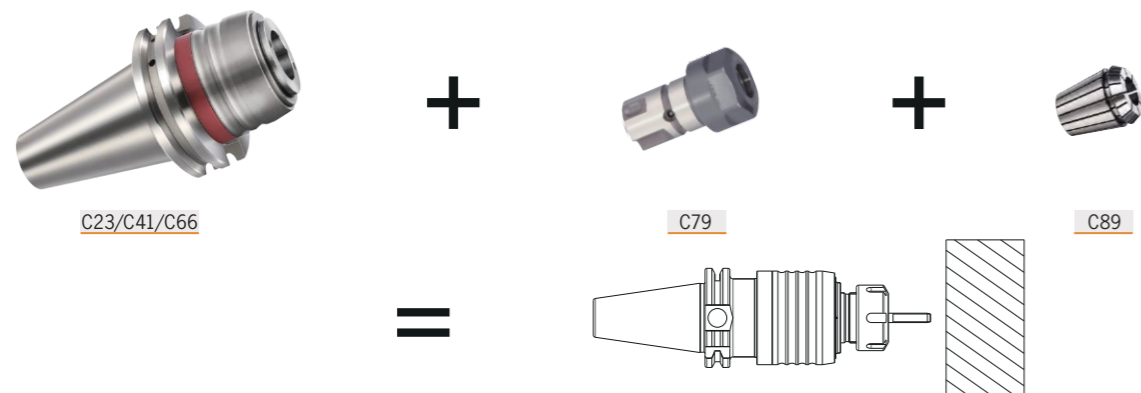
■Tapping capacity: M3 - M12; M6 - M20; M14 - M33.

■With spindle standards: HSK (DIN69893); BT (JIS B6339); SK (DIN69871).

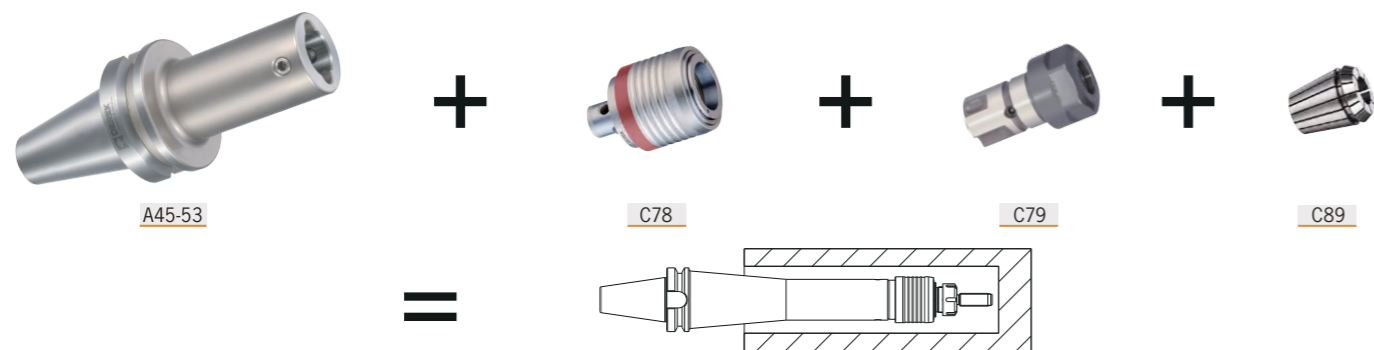
VER

VER Split Synch Tapping Chuck
VER 分体式微补偿攻牙刀柄

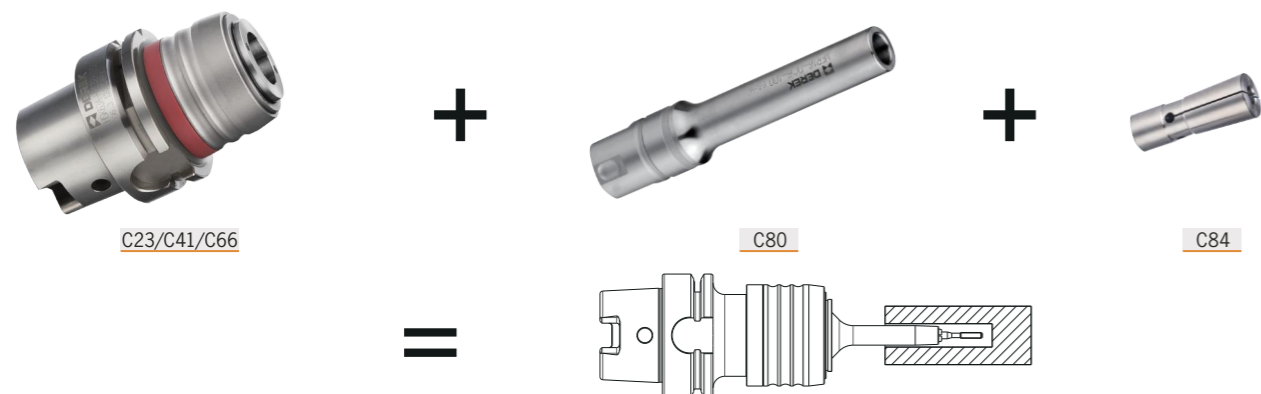
VER应用组合示例 Example For Connection Of VER



Conventional Requirements Without Interference 无干涉常规需求



Large Overhang Requirements 大悬伸需求



Small Diameter Avoidance Requirements 小径避空需求

VER

VER Split Synch Tapping Chuck
VER 分体式微补偿攻牙刀柄


VER锁刀座必要性提示 Necessity Reminder For VER Lock Holder

■鉴于VER的分体式连接机构，操作螺母前须把VER延长杆装入VER锁刀座（图A）；如果在VER整体连接状态操作螺母，会对连接机构造成损坏（图B）。


■Due to split connection mechanism of VER, the VER extender must be installed in the VER lock holder before the nut is operated (figure A); if the nut is operated in the VER overall connection state, the connection mechanism will be damaged (Fig. B).



C80




A



B

加工效果 / Machining Result




Other ER Tapping Chuck
普通ER刀柄刚性攻牙

线速度V=5-10m/min

特点 / Feature


效率低下
Low efficiency



Other ER Tapping Chuck
普通ER刀柄攻牙加工效果

特点 / Feature

螺牙隆起不足表面不整齐，
影响螺纹连接强度。
Poor threading surface and strength.



DEREK VER Split Synch Tapping Chuck
德克VER分体式微补偿刀柄攻牙

线速度V=20-30m/min

特点 / Feature

效率提高2-4倍
Improve efficiency 2-4 times



DEREK VER Split Synch Tapping Chuck
德克VER分体式微补偿刀柄攻牙加工效果

特点 / Feature

螺牙牙型整齐完整，
表面质量平整光滑，
连接强度高。
Full thread profile, smooth surface
and high strength.



DHP-Z/SF-Z

DHP-Z Adjustable Hydraulic Chuck/SF-Z Adjustable Shrink Fit Chuck
DHP-Z 可调液压刀柄/SF-Z 可调热缩刀柄

特点 / Feature

- 支持刀具无限接近于0跳动的轴向与径向调整。
- 适用于PCD/CBN精加工刀具以及整体合金类铰刀。
- 基于分布紧密的定位螺丝，可有效减少沉降，从而长期保持高精度。
- The tool has infinitesimal runout on axial and radial adjustment.
- Suitable for use in PCD/CBN fine machining tools and solid alloy reamer.
- Reduced settlement properties provides highest accuracy over a long period by closely arranged setting screws.



DHP-Z/SF-Z

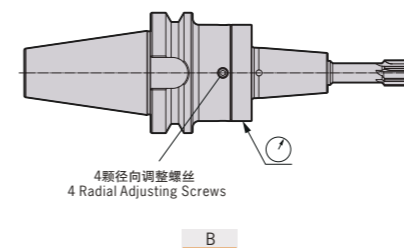
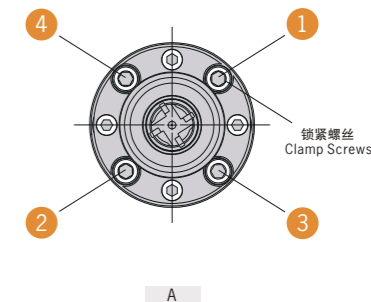
DHP-Z Adjustable Hydraulic Chuck/SF-Z Adjustable Shrink Fit Chuck
DHP-Z 可调液压刀柄/SF-Z 可调热缩刀柄

操作说明 / Instruction

步骤一 Step one

■根据图 A 操作端面上的 4 颗锁紧螺丝，保持轻度锁紧力，从而避免后续调节产生大幅度变化；锁紧操作以对角线方式完成，以确保向后拉力平行。

■Gently tighten 4pcs clamp screws on the shank of the tool as in figA, so as to avoid excessive changes in subsequent adjustments. Clamping screws should be done in a diagonal manner to ensure parallel pull back.



步骤二 Step two

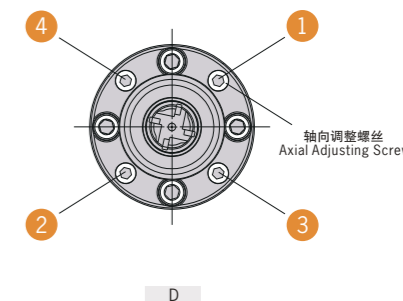
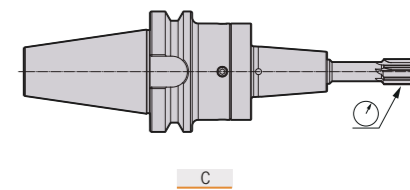
■根据图 B 操作外径上的 4 颗径向调整螺丝，通过检测 ⊙ 指示的位置，发现径向跳动的高点，选择高点就近的径向调整螺丝操作锁紧量，从而推动内部机构修正同轴度。

■Adjusting 4pcs radial adjusting screws as in figB. The "high spot" will become apparent by checking the spindle on ⊙. Gently tighten the nearest radial adjusting screw to push the tool and correct coaxiality.

步骤三 Step three

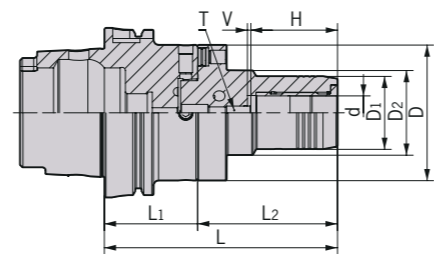
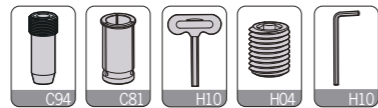
■根据图 C 通过检测 ⊙ 指示的刀刃位置，发现各个刀刃径向跳动的高点，根据图 D 选择高点就近的轴向调整螺丝操作锁紧量，从而偏摆内部机构修正同轴度。调整结果满足要求后，根据图 A 操作端面上的 4 颗锁紧螺丝，以对角线方式完成锁紧。

■According to blade position shown on ⊙ as in figC, the "high spot" will be found. If the tool is running blade high then the relevant axial adjusting screws must be tightened to correct coaxiality as in figD. Until the adjustment result meets the requirements, tighten screws in a diagonal manner as in figA.



DHP-Z/SF-Z

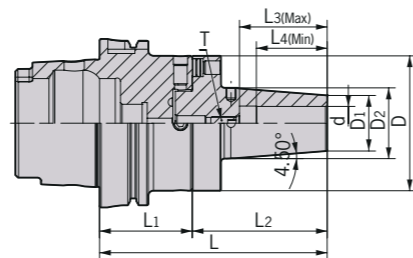
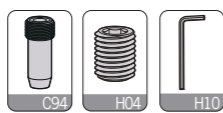
HSK-DHP-Z Adjustable Hydraulic Chuck
HSK-DHP-Z 可调液压刀柄



型号 Specification	D	D ₁	D ₂	d	L	L ₁	L ₂	H	V	T	适用筒夹 Suit collet	重量 Weight
HSK63A- DHP6Z-125	80	28	50	6	125	60	65	27.5	10	M050Z150-D	-	2.52
DHP8Z-125	80	30	50	8	125	60	65	27.5	10	M060Z150-D	-	2.53
DHP10Z-130	80	32	50	10	130	60	70	32.5	10	M060Z150-D	-	2.53
DHP12Z-135	80	34	50	12	135	60	75	37.5	10	M060Z150-D	D12/OD12	2.57
DHP16Z-142.5	80	38	50	16	142.5	60	82.5	42.5	10	M080Z150-P-D	-	2.67
DHP20Z-142.5	80	43	50	20	142.5	60	82.5	42.5	10	M080Z150-P-D	D20/OD20	2.73
DHP25Z-165	100	57	63	25	165	65	100	51	10	M160Z150-P-D	-	4.60
DHP32Z-168	100	63	70	32	168	65	103	55	10	M160Z150-P-D	D32/OD32	4.85
HSK100A- DHP6Z-120	80	28	50	6	120	55	65	27.5	10	M050Z150-D	-	4.01
DHP8Z-120	80	30	50	8	120	55	65	27.5	10	M060Z150-D	-	4.02
DHP10Z-125	80	32	50	10	125	55	70	32.5	10	M060Z150-D	-	4.02
DHP12Z-130	80	34	50	12	130	55	75	37.5	10	M060Z150-D	D12/OD12	4.05
DHP16Z-137.5	80	38	50	16	137.5	55	82.5	42.5	10	M080Z150-P-D	-	4.16
DHP20Z-137.5	80	43	50	20	137.5	55	82.5	42.5	10	M080Z150-P-D	D20/OD20	4.22
DHP25Z-165	100	57	63	25	165	65	100	51	10	M160Z150-P-D	-	6.25
DHP32Z-168	100	63	70	32	168	65	103	55	10	M160Z150-P-D	D32/OD32	6.49

注：报价时含扳手，筒夹需单独订购。
Notice: Wrench is included, while collet shall be ordered separately.

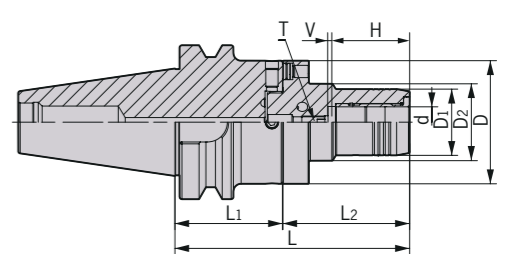
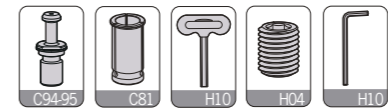
HSK-SF-Z Adjustable Shrink Fit Chuck
HSK-SF-Z 可调热缩刀柄



型号 Specification	D	D ₁	D ₂	d	L	L ₁	L ₂	L ₃	L ₄	T	重量 Weight
HSK63A- SF6Z-130	60	21	27	6	130	60	70	26	36	M050Z150-D	1.73
SF8Z-130	60	21	27	8	130	60	70	26	36	M050Z150-D	1.72
SF10Z-130	60	24	32	10	130	60	70	32	42	M060Z150-D	1.78
SF12Z-130	60	24	32	12	130	60	70	37	47	M060Z150-D	1.76
SF14Z-135	70	27	34	14	135	60	75	37	47	M060Z150-D	2.08
SF16Z-135	70	27	34	16	135	60	75	40	50	M080Z150-P-D	2.05
SF18Z-140	80	33	42	18	140	60	80	40	50	M080Z150-P-D	2.55
SF20Z-140	80	33	42	20	140	60	80	42	52	M080Z150-P-D	2.53
SF25Z-145	100	44	53	25	145	65	80	48	58	M160Z150-P-D	3.96
SF32Z-145	100	44	53	32	145	65	80	48	58	M160Z150-P-D	4.32
HSK100A- SF6Z-125	60	21	27	6	125	55	70	26	36	M050Z150-D	3.02
SF8Z-125	60	21	27	8	125	55	70	26	36	M050Z150-D	3.01
SF10Z-125	60	24	32	10	125	55	70	32	42	M060Z150-D	3.07
SF12Z-125	60	24	32	12	125	55	70	37	47	M060Z150-D	3.05
SF14Z-130	70	27	34	14	130	55	75	37	47	M060Z150-D	3.46
SF16Z-130	70	27	34	16	130	55	75	40	50	M080Z150-P-D	3.43
SF18Z-135	80	33	42	18	135	55	80	40	50	M080Z150-P-D	4.04
SF20Z-135	80	33	42	20	135	55	80	42	52	M080Z150-P-D	4.02
SF25Z-145	100	44	53	25	145	65	80	48	58	M160Z150-P-D	5.60
SF32Z-145	100	44	53	32	145	65	80	48	58	M160Z150-P-D	5.96

DHP-Z/SF-Z

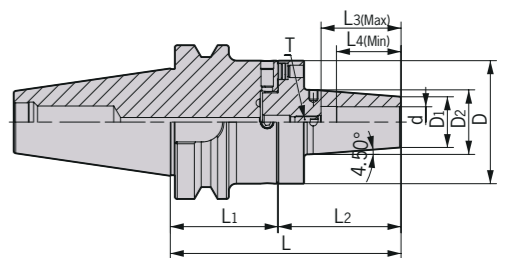
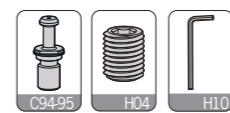
BT-DHP-Z Adjustable Hydraulic Chuck
BT-DHP-Z 可调液压刀柄



型号 Specification	D	D ₁	D ₂	d	L	L ₁	L ₂	H	V	T	适用筒夹 Suit collet	重量 Weight
BT40- DHP6Z-130	80	28	50	6	130	65	65	27.5	10	M050Z150-D	-	2.96
DHP8Z-130	80	30	50	8	130	65	65	27.5	10	M060Z150-D	-	2.97
DHP10Z-135	80	32	50	10	135	65	70	32.5	10	M060Z150-D	-	2.97
DHP12Z-140	80	34	50	12	140	65	75	37.5	10	M060Z150-D	D12/OD12	3.01
DHP16Z-147.5	80	38	50	16	147.5	65	82.5	42.5	10	M080Z150-P-D	-	3.11
DHP20Z-147.5	80	43	50	20	147.5	65	82.5	42.5	10	M080Z150-P-D	D20/OD20	3.17
DHP25Z-170	100	57	63	25	170	70	100	51	10	M160Z150-P-D	-	5.06
DHP32Z-173	100	63	70	32	173	70	103	55	10	M160Z150-P-D	D32/OD32	5.30
BT50- DHP6Z-135	80	28	50	6	135	70	65	27.5	10	M050Z150-D	-	5.90
DHP8Z-135	80	30	50	8	135	70	65	27.5	10	M060Z150-D	-	5.91
DHP10Z-140	80	32	50	10	140	70	70	32.5	10	M060Z150-D	-	5.91
DHP12Z-145	80	34	50	12	145	70	75	37.5	10	M060Z150-D	D12/OD12	5.95
DHP16Z-152.5	80	38	50	16	152.5	70	82.5	42.5	10	M080Z150-P-D	-	6.05
DHP20Z-152.5	80	43	50	20	152.5	70	82.5	42.5	10	M080Z150-P-D	D20/OD20	6.11
DHP25Z-170	100	57	63	25	170	70	100	51	10	M160Z150-P-D	-	7.68
DHP32Z-173	100	63	70	32	173	70	103	55	10	M160Z150-P-D	D32/OD32	7.92

注：报价时含扳手，筒夹需单独订购。
Notice: Wrench is included, while collet shall be ordered separately.

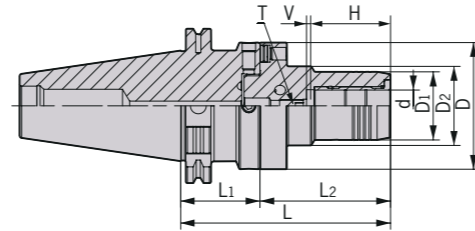
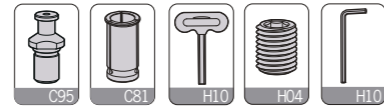
BT-SF-Z Adjustable Shrink Fit Chuck
BT-SF-Z 可调热缩刀柄



型号 Specification	D	D ₁	D ₂	d	L	L ₁	L ₂	L ₃	L ₄	T	重量 Weight
BT40- SF6Z-125	60	21	27	6	125	55	70	26	36	M050Z150-D	1.98
SF8Z-125	60	21	27	8	125	55	70	26	36	M050Z150-D	1.97
SF10Z-125	60	24	32	10	125	55	70	32	42	M060Z150-D	2.03
SF12Z-125	60	24	32	12	125	55	70	37	47	M060Z150-D	2.01
SF14Z-130	70	27	34	14	130	55	75	37	47	M060Z150-D	2.33
SF16Z-130	70	27	34	16	130	55	75	40	50	M080Z150-P-D	2.30
SF18Z-145	80	33	42	18	145	65	80	40	50	M080Z150-P-D	2.99
SF20Z-145	80	33	42	20	145	65	80	42	52	M080Z150-P-D	2.97
SF25Z-150	100	44	53	25	150	70	80	48	58	M160Z150-P-D	4.41
SF32Z-150	100	44	53	32	150	70	80	48	58	M160Z150-P-D	4.77
BT50- SF6Z-140	60	21	27	6	140	70	70	26	36	M050Z150-D	4.80
SF8Z-140	60	21	27	8	140	70	70	26	36	M050Z150-D	4.79
SF10Z-140	60	24	32	10	140	70	70	32	42	M060Z150-D	4.85
SF12Z-140	60	24	32	12	140	70	70	37	47	M060Z150-D	4.83
SF14Z-145	70	27	34	14	145	70	75	37	47	M060Z150-D	5.30
SF16Z-145	70	27	34	16	145	70	75	40	50	M080Z150-P-D	5.27
SF18Z-150	80	33	42	18	150	70	80	40	50	M080Z150-P-D	5.93
SF20Z-150	80	33	42	20	150	70	80	42	52	M080Z150-P-D	5.91
SF25Z-150	100	44	53	25	150	70	80	48	58	M160Z150-P-D	7.03
SF32Z-150	100	44	53	32	150	70	80	48	58	M160Z150-P-D	7.39

DHP-Z/SF-Z

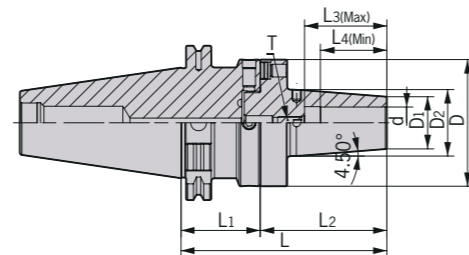
SK-DHP-Z Adjustable Hydraulic Chuck
SK-DHP-Z 可调液压刀柄



型号 Specification	D	D1	D2	d	L	L1	L2	H	V	T	适用筒夹 Suit collet	重量 Weight
SK40-DHP6Z-120	80	28	50	6	120	55	65	27.5	10	M050Z150-D	-	2.67
DHP8Z-120	80	30	50	8	120	55	65	27.5	10	M060Z150-D	-	2.68
DHP10Z-125	80	32	50	10	125	55	70	32.5	10	M060Z150-D	-	2.68
DHP12Z-130	80	34	50	12	130	55	75	37.5	10	M060Z150-D	D12/OD12	2.72
DHP16Z-137.5	80	38	50	16	137.5	55	82.5	42.5	10	M080Z150-P-D	-	2.82
DHP20Z-137.5	80	43	50	20	137.5	55	82.5	42.5	10	M080Z150-P-D	D20/OD20	2.88
DHP25Z-160	100	57	63	25	160	60	100	51	10	M160Z150-P-D	-	4.77
DHP32Z-163	100	63	70	32	163	60	103	55	10	M160Z150-P-D	D32/OD32	5.01
SK50-DHP6Z-115	80	28	50	6	115	50	65	27.5	10	M050Z150-D	-	4.69
DHP8Z-115	80	30	50	8	115	50	65	27.5	10	M060Z150-D	-	4.70
DHP10Z-120	80	32	50	10	120	50	70	32.5	10	M060Z150-D	-	4.70
DHP12Z-125	80	34	50	12	125	50	75	37.5	10	M060Z150-D	D12/OD12	4.74
DHP16Z-132.5	80	38	50	16	132.5	50	82.5	42.5	10	M080Z150-P-D	-	4.84
DHP20Z-132.5	80	43	50	20	132.5	50	82.5	42.5	10	M080Z150-P-D	D20/OD20	4.90
DHP25Z-160	100	57	63	25	160	60	100	51	10	M160Z150-P-D	-	6.93
DHP32Z-163	100	63	70	32	163	60	103	55	10	M160Z150-P-D	D32/OD32	7.17

注: 报价时含扳手, 筒夹需单独订购。
Notice: Wrench is included, while collet shall be ordered separately.

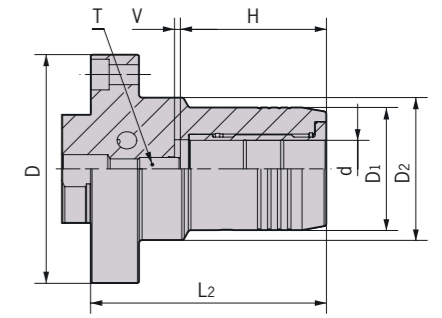
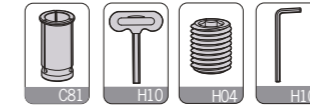
SK-SF-Z Adjustable Shrink Fit Chuck
SK-SF-Z 可调热缩刀柄



型号 Specification	D	D1	D2	d	L	L1	L2	L3	L4	T	重量 Weight
SK40-SF6Z-120	60	21	27	6	120	50	70	26	36	M050Z150-D	1.79
SF8Z-120	60	21	27	8	120	50	70	26	36	M050Z150-D	1.78
SF10Z-120	60	24	32	10	120	50	70	32	42	M060Z150-D	1.84
SF12Z-120	60	24	32	12	120	50	70	37	47	M060Z150-D	1.82
SF14Z-125	70	27	34	14	125	50	75	37	47	M060Z150-D	2.14
SF16Z-125	70	27	34	16	125	50	75	40	50	M080Z150-P-D	2.11
SF18Z-135	80	33	42	18	135	55	80	40	50	M080Z150-P-D	2.70
SF20Z-135	80	33	42	20	135	55	80	42	52	M080Z150-P-D	2.68
SF25Z-140	100	44	53	25	140	60	80	48	58	M160Z150-P-D	4.12
SF32Z-140	100	44	53	32	140	60	80	48	58	M160Z150-P-D	4.48
SK50-SF6Z-120	60	21	27	6	120	50	70	26	36	M050Z150-D	3.78
SF8Z-120	60	21	27	8	120	50	70	26	36	M050Z150-D	3.77
SF10Z-120	60	24	32	10	120	50	70	32	42	M060Z150-D	3.83
SF12Z-120	60	24	32	12	120	50	70	37	47	M060Z150-D	3.81
SF14Z-125	70	27	34	14	125	50	75	37	47	M060Z150-D	4.25
SF16Z-125	70	27	34	16	125	50	75	40	50	M080Z150-P-D	4.22
SF18Z-130	80	33	42	18	130	50	80	40	50	M080Z150-P-D	4.72
SF20Z-130	80	33	42	20	130	50	80	42	52	M080Z150-P-D	4.70
SF25Z-140	100	44	53	25	140	60	80	48	58	M160Z150-P-D	6.28
SF32Z-140	100	44	53	32	140	60	80	48	58	M160Z150-P-D	6.64

FL-DHP/FL-SF

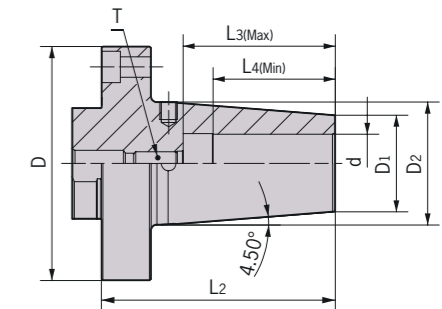
FL-DHP-Z Adjustable Hydraulic Head
FL-DHP-Z 可调液压头



型号 Specification	D	D1	D2	d	L2	H	V	T	适用筒夹 Suit collet	重量 Weight
FL80-DHP6Z-65	80	28	50	6	65	27.5	10	M050Z150-D	-	1.10
DHP8Z-65	80	30	50	8	65	27.5	10	M060Z150-D	-	1.12
DHP10Z-70	80	32	50	10	70	32.5	10	M060Z150-D	-	1.10
DHP12Z-75	80	34	50	12	75	37.5	10	M060Z150-D	D12/OD12	1.15
DHP16Z-82.5	80	38	50	16	82.5	42.5	10	M080Z150-P-D	-	1.25
DHP20Z-82.5	80	43	50	20	82.5	42.5	10	M080Z150-P-D	D20/OD20	1.32
FL100-DHP25Z-100	100	57	63	25	100	51	10	M160Z150-P-D	-	2.60
DHP32Z-103	100	63	70	32	103	55	10	M160Z150-P-D	D32/OD32	2.85

注: 报价时含扳手, 筒夹需单独订购。
Notice: Wrench is included, while collet shall be ordered separately.

FL-SF-Z Adjustable Shrink Fit Head
FL-SF-Z 可调热缩头



型号 Specification	D	D1	D2	d	L2	L3	L4	T	重量 Weight
FL60-SF6Z-70	60	21	27	6	70	26	36	M050Z150-D	0.49
SF8Z-70	60	21	27	8	70	26	36	M050Z150-D	0.48
SF10Z-70	60	24	32	10	70	32	42	M060Z150-D	0.54
SF12Z-70	60	24	32	12	70	37	47	M060Z150-D	0.52
FL70-SF14Z-75	70	27	34	14	75	37	47	M060Z150-D	0.76
SF16Z-75	70	27	34	16	75	40	50	M080Z150-P-D	0.73
FL80-SF18Z-80	80	33	42	18	80	40	50	M080Z150-P-D	1.13
SF20Z-80	80	33	42	20	80	42	52	M080Z150-P-D	1.11
FL100-SF25Z-80	100	44	53	25	80	48	58	M160Z150-P-D	1.95
SF32Z-80	100	44	53	32	80	48	58	M160Z150-P-D	1.81

加工中心刀柄
TOOL HOLDERS

可调液压刀柄
Adjustable chuck

可调热缩刀柄
Shrink holder

刀柄
Holder

可调热缩刀柄
Shrink holder

刀柄配件
Holder accessories

加工中心刀柄
TOOL HOLDERS

可调液压刀柄
Adjustable chuck

可调热缩刀柄
Shrink holder

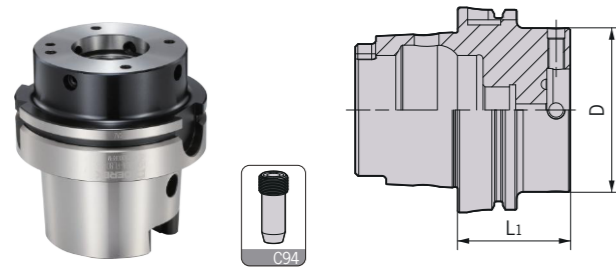
刀柄
Holder

可调热缩刀柄
Shrink holder

刀柄配件
Holder accessories

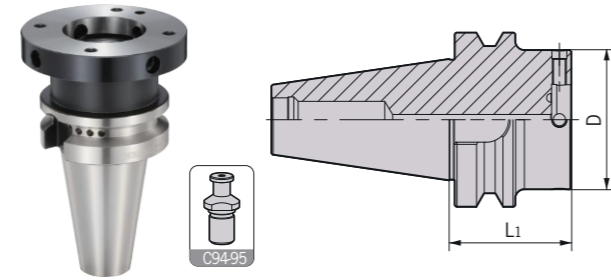
HSK-FL/BT-FL/SK-FL

HSK-A-FL Adjustable Adapter
HSK-A-FL 可调基础柄



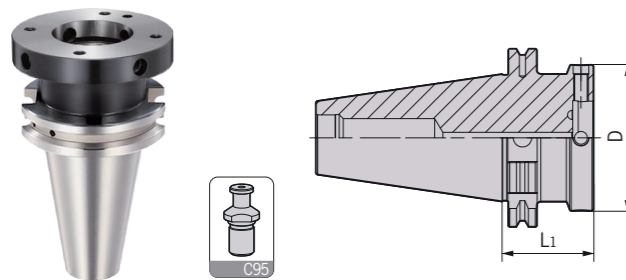
型号 Specification	D	L1	重量 Weight
HSK63A- FL60-60	60	60	1.17
FL70-60	70	60	1.25
FL80-60	80	60	1.35
FL100-65	100	65	1.94
HSK100A- FL60-55	60	55	2.46
FL70-55	70	55	2.63
FL80-55	80	55	2.84
FL100-65	100	65	3.58

BT-FL Adjustable Adapter
BT-FL 可调基础柄



型号 Specification	D	L1	重量 Weight
BT40- FL60-55	60	55	1.42
FL70-55	70	55	1.50
FL80-65	80	65	1.79
FL100-70	100	70	2.39
BT50- FL60-70	60	70	4.24
FL70-70	70	70	4.47
FL80-70	80	70	4.73
FL100-70	100	70	5.00

SK-FL Adjustable Adapter
SK-FL 可调基础柄



型号 Specification	D	L1	重量 Weight
SK40- FL60-50	60	50	1.23
FL70-50	70	50	1.31
FL80-55	80	55	1.50
FL100-60	100	60	2.10
SK50- FL60-50	60	50	3.22
FL70-50	70	50	3.42
FL80-50	80	50	3.52
FL100-60	100	60	4.26

DHP

HSK-A-DHP Hydraulic Chuck
HSK-A-DHP 液压刀柄



型号 Specification	d	D1	D2	H	V	L1	L	T	适用筒夹 Suit collet	重量 Weight
HSK40A- DHP6-70	6	28	34	27.5	10	28	70	M050Z150-D	-	0.45
DHP8-70	8	30	34	27.5	10	28	70	M050Z150-D	-	0.45
DHP10-75	10	32	34	32.5	10	34	75	M050Z150-D	-	0.50
DHP12-85	12	34	34	37.5	10	-	85	M050Z150-D	D12/OD12	0.55
HSK50A- DHP6-70	6	28	40	27.5	10	28	70	M050Z150-D	-	0.60
DHP8-70	8	30	40	27.5	10	28	70	M060Z150-D	-	0.65
DHP10-80	10	32	40	32.5	10	34	80	M060Z150-D	-	0.75
DHP12-85	12	34	40	37.5	10	44	85	M060Z150-D	D12/OD12	0.75
DHP14-85	14	36	40	37.5	10	44	85	M060Z150-D	-	0.75
DHP16-90	16	38	60	42.5	10	30	90	M060Z150-D	-	1.05
DHP18-90	18	41	-	42.5	10	30	90	M060Z150-D	-	0.90
DHP20-90	20	42	-	42.5	10	30	90	M060Z150-D	D20/OD20	0.85
HSK63A- DHP6-70	6	28	50	27.5	10	24	70	M050Z150-D	-	1.00
DHP8-70	8	30	50	27.5	10	24	70	M060Z150-D	-	1.00
DHP10-80	10	32	50	32.5	10	35	80	M060Z150-D	-	1.05
DHP12-85	12	34	50	37.5	10	40	85	M060Z150-D	D12/OD12	1.10
DHP14-85	14	36	50	37.5	10	40	85	M060Z150-D	-	1.15
DHP16-90	16	38	50	42.5	10	46	90	M080Z150P-D	-	1.00
DHP18-90	18	41	50	42.5	10	47	90	M080Z150P-D	-	1.25
DHP20-90	20	43	50	42.5	10	48	90	M080Z150P-D	D20/OD20	1.25
DHP25-120	25	57	63	51	10	59	120	M160Z150P-D	-	2.20
DHP32-125	32	63	75	55	10	-	125	M160Z150P-D	D32/OD32	2.60
HSK100A- DHP6-75	6	28	50	27.5	10	26	75	M050Z150-D	-	2.40
DHP8-75	8	30	50	27.5	10	26	75	M060Z150-D	-	2.40
DHP10-90	10	32	50	32.5	10	42	90	M060Z150-D	-	2.45
DHP12-95	12	34	50	37.5	10	47	95	M060Z150-D	D12/OD12	2.55
DHP14-95	14	36	50	37.5	10	47	95	M060Z150-D	-	2.55
DHP16-100	16	38	50	42.5	10	53	100	M080Z150P-D	-	2.60
DHP18-100	18	41	50	42.5	10	53	100	M080Z150P-D	-	2.65
DHP20-105	20	43	50	42.5	10	59	105	M080Z150P-D	D20/OD20	2.75
DHP25-110	25	57	63	51	10	62	110	M080Z150P-D	-	3.40
DHP32-110	32	63	75	55	10	62	110	M080Z150P-D	D32/OD32	3.60

注: 报价时含扳手, 筒夹需单独订购。
Notice: Wrench is included, while collet shall be ordered separately.

特点 / Feature

- DHP刀具系列用途高转速、高精密切削加工, 切削效果佳。 ■ For high-speed and high precision cutting;
- 动平衡设定: G2.5; 20,000 rpm。 ■ Balanced: G2.5; 20,000 rpm;
- 3D处径向跳动 ≤ 0.003 mm。 ■ Runout (X3D): ≤ 0.003 mm.

DHP

HSK-A-DHP Hydraulic Chuck
HSK-A-DHP 液压刀柄 (加长款)

NEW

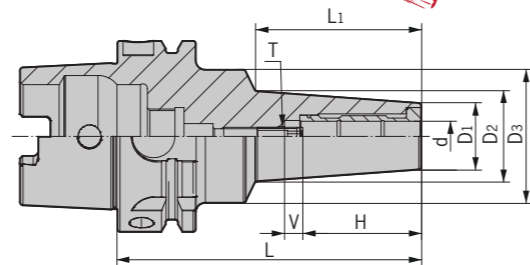
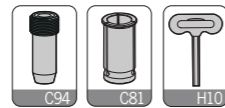
型号 Specification	d	D ₁	D ₂	H	V	L ₁	L	T	适用筒夹 Suit collet	重量 Weight
HSK63A- DHP6-150	6	28	50	27.5	10	103	150	M050Z150-D	-	1.40
DHP6-200	6	28	50	27.5	10	103	200	M050Z150-D	-	1.60
DHP8-150	8	30	50	27.5	10	104	150	M060Z150-D	-	1.40
DHP8-200	8	30	50	27.5	10	104	200	M060Z150-D	-	1.60
DHP10-150	10	32	50	32.5	10	104	150	M060Z150-D	-	1.60
DHP10-200	10	32	50	32.5	10	104	200	M060Z150-D	-	2.20
DHP12-150	12	34	50	37.5	10	105	150	M060Z150-D	D12/OD12	1.55
DHP12-200	12	34	50	37.5	10	105	200	M060Z150-D	D12/OD12	2.25
DHP14-150	14	36	50	37.5	10	105	150	M060Z150-D	-	1.65
DHP14-200	14	36	50	37.5	10	105	200	M060Z150-D	-	2.35
DHP16-150	16	38	50	42.5	10	106	150	M080Z150P-D	-	1.70
DHP16-200	16	38	50	42.5	10	106	200	M080Z150P-D	-	2.40
DHP18-150	18	41	50	42.5	10	107	150	M080Z150P-D	-	1.80
DHP18-200	18	41	50	42.5	10	107	200	M080Z150P-D	-	2.60
DHP20-150	20	43	50	42.5	10	108	150	M080Z150P-D	D20/OD20	1.90
DHP20-200	20	43	50	42.5	10	108	200	M080Z150P-D	D20/OD20	2.15

HSK-A-DHP Super Slim Hydraulic Chuck
HSK-A-DHP 超细长液压刀柄

NEW



MAX
30,000
min⁻¹



型号 Specification	d	D ₁	D ₂	D ₃	H	V	L ₁	L	T	适用筒夹 Suit collet	重量 Weight
HSK63A- DHP6S-130	6	16	24.1	50	27.5	10	77	130	M050Z150-D	-	1.20
DHP8S-130	8	18	26.1	50	27.5	10	77	130	M060Z150-D	-	1.20
DHP10S-130	10	20	28.2	50	32.5	10	78	130	M060Z150-D	-	1.20
DHP12S-130	12	22	30.2	50	37.5	10	78	130	M060Z150-D	D12/OD12	1.20
DHP14S-130	14	24	32.3	50	37.5	10	79	130	M060Z150-D	-	1.30
DHP16S-130	16	26	34.3	50	42.5	10	79	130	M080Z150P-D	-	1.30
DHP18S-130	18	29	37.4	50	42.5	10	80	130	M080Z150P-D	-	1.30
DHP20S-130	20	31	39.4	50	42.5	10	80	130	M080Z150P-D	D20/OD20	1.30

注: 报价时含扳手, 筒夹需单独订购。
Notice: Wrench is included, while collet shall be ordered separately.

特点 / Feature

- DHP刀具系列用途高转速、高精密切削加工, 切削效果佳。
- 动平衡设定: G2.5; 25,000 rpm。
- 3D处径向跳动 ≤ 0.003 mm。
- 外观细长设计, 加工不易干涉。
- For high-speed and high precision cutting;
- Balanced: G2.5; 25,000 rpm;
- Runout (X3D): ≤ 0.003 mm;
- No interference due to slim design.

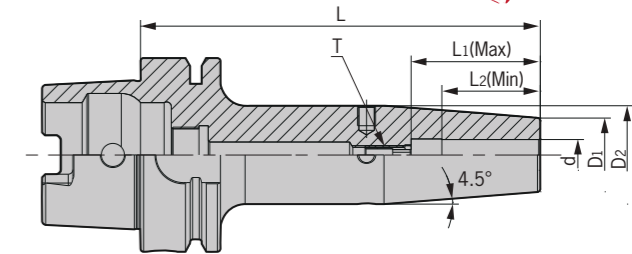
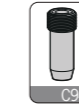
SF

HSK-A-SF Shrink Fit Holder
HSK-A-SF 烧结式热装刀柄 (一体式)

NEW



MAX
50,000
min⁻¹



型号 Specification	d	D ₁	D ₂	L	L ₁ (Max)	L ₂ (Min)	T	重量 Weight
HSK50A- SF3-60	3	10	16	60	-	9	-	0.39
SF4-60	4	10	16	60	-	12	-	0.39
SF5-60	5	10	16	60	-	15	-	0.39
SF6-80	6	21	27	80	36	26	M050Z150-D	0.41
SF8-80	8	21	27	80	36	26	M050Z150-D	0.41
SF10-85	10	24	32	85	42	32	M060Z150-D	0.42
SF12-90	12	24	32	90	47	37	M060Z150-D	0.43
SF14-90	14	27	34	90	47	37	M060Z150-D	0.43
SF16-95	16	27	34	95	50	40	M080Z150-P-D	0.45
HSK63A- SF3-80	3	10	16	80	-	9	-	0.50
SF4-80	4	10	16	80	-	12	-	0.60
SF5-80	5	10	16	80	-	15	-	0.70
SF6-80	6	21	27	80	36	26	M050Z150-D	0.80
SF6-130	6	21	27	130	36	26	M050Z150-D	1.00
SF6-160	6	21	27	160	36	26	M050Z150-D	1.20
SF6-200	6	21	27	200	36	26	M050Z150-D	1.40
SF8-80	8	21	27	80	36	26	M050Z150-D	0.80
SF8-130	8	21	27	130	36	26	M050Z150-D	1.02
SF8-160	8	21	27	160	36	26	M050Z150-D	1.25
SF8-200	8	21	27	200	36	26	M050Z150-D	1.43
SF10-85	10	24	32	85	42	32	M060Z150-D	0.90
SF10-130	10	24	32	130	42	32	M060Z150-D	1.17
SF10-160	10	24	32	160	42	32	M060Z150-D	1.45
SF10-200	10	24	32	200	42	32	M060Z150-D	1.75
SF12-90	12	24	32	90	47	37	M060Z150-D	0.92
SF12-130	12	24	32	130	47	37	M060Z150-D	1.15
SF12-160	12	24	32	160	47	37	M060Z150-D	1.55
SF12-200	12	24	32	200	47	37	M060Z150-D	1.92
SF14-90	14	27	34	90	47	37	M060Z150-D	0.95
SF14-130	14	27	34	130	47	37	M060Z150-D	1.18
SF14-160	14	27	34	160	47	37	M060Z150-D	1.60
SF14-200	14	27	34	200	47	37	M060Z150-D	1.98
SF16-95	16	27	34	95	50	40	M080Z150-P-D	1.00
SF16-130	16	27	34	130	50	40	M080Z150-P-D	1.21
SF16-160	16	27	34	160	50	40	M080Z150-P-D	1.65
SF16-200	16	27	34	200	50	40	M080Z150-P-D	2.05
SF18-95	18	33	42	95	50	40	M080Z150-P-D	1.05
SF18-130	18	33	42	130	50	40	M080Z150-P-D	1.25
SF18-160	18	33	42	160	50	40	M080Z150-P-D	1.70
SF18-200	18	33	42	200	50	40	M080Z150-P-D	2.10

转下页
See next page



SF

HSK-A-SF Shrink Fit Holder
HSK-A-SF 烧结式热装刀柄 (一体式)

型号 Specification	d	D ₁	D ₂	L	L ₁ (Max)	L ₂ (Min)	T	重量 Weight
HSK63A- SF20-100	20	33	42	100	52	42	M080Z150-P-D	1.20
SF20-130	20	33	42	130	52	42	M080Z150-P-D	1.49
SF20-160	20	33	42	160	52	42	M080Z150-P-D	1.80
SF20-200	20	33	42	200	52	42	M080Z150-P-D	2.20
SF25-115	25	44	52.5	115	58	48	M160Z150-P-D	1.98
SF25-130	25	40	52.5	130	58	48	M160Z150-P-D	2.00
SF25-160	25	44	52.5	160	58	48	M160Z150-P-D	2.10
SF25-200	25	44	52.5	200	58	48	M160Z150-P-D	2.25
SF32-120	32	44	52.5	120	58	48	M160Z150-P-D	2.10
SF32-160	32	44	52.5	160	58	48	M160Z150-P-D	2.60
SF32-200	32	44	52.5	200	58	48	M160Z150-P-D	2.80
HSK100A- SF6-85	6	21	27	85	36	26	M050Z150-D	2.00
SF6-130	6	21	27	130	36	26	M050Z150-D	2.30
SF6-160	6	21	27	160	36	26	M050Z150-D	2.62
SF6-200	6	21	27	200	36	26	M050Z150-D	2.90
SF8-85	8	21	27	85	36	26	M050Z150-D	2.00
SF8-130	8	21	27	130	36	26	M050Z150-D	2.30
SF8-160	8	21	27	160	36	26	M050Z150-D	2.65
SF8-200	8	21	27	200	36	26	M050Z150-D	2.93
SF10-90	10	24	32	90	42	32	M060Z150-D	2.20
SF10-130	10	24	32	130	42	32	M060Z150-D	2.40
SF10-160	10	24	32	160	42	32	M060Z150-D	2.70
SF10-200	10	24	32	200	42	32	M060Z150-D	3.10
SF12-95	12	24	32	95	47	37	M060Z150-D	2.30
SF12-130	12	24	32	130	47	37	M060Z150-D	2.50
SF12-160	12	24	32	160	47	37	M060Z150-D	2.75
SF12-200	12	24	32	200	47	37	M060Z150-D	3.15
SF14-95	14	27	34	95	47	37	M060Z150-D	2.35
SF14-130	14	27	34	130	47	37	M060Z150-D	2.60
SF14-160	14	27	34	160	47	37	M060Z150-D	2.85
SF14-200	14	27	34	200	47	37	M060Z150-D	3.25
SF16-100	16	27	34	100	50	40	M080Z150-P-D	2.50
SF16-130	16	27	34	130	50	40	M080Z150-P-D	2.80
SF16-160	16	27	34	160	50	40	M080Z150-P-D	3.13
SF16-200	16	27	34	200	50	40	M080Z150-P-D	3.35
SF18-100	18	33	42	100	50	40	M080Z150-P-D	2.55
SF18-130	18	33	42	130	50	40	M080Z150-P-D	2.85
SF18-160	18	33	42	160	50	40	M080Z150-P-D	3.21
SF18-200	18	33	42	200	50	40	M080Z150-P-D	3.45
SF20-105	20	33	42	105	52	42	M080Z150-P-D	2.60
SF20-130	20	33	42	130	52	42	M080Z150-P-D	2.90
SF20-160	20	33	42	160	52	42	M080Z150-P-D	3.25
SF20-200	20	33	42	200	52	42	M080Z150-P-D	3.50
SF25-115	25	44	53	115	58	48	M160Z150-P-D	2.80
SF25-130	25	44	53	130	58	48	M160Z150-P-D	3.32
SF25-160	25	44	53	160	58	48	M160Z150-P-D	3.40
SF25-200	25	44	53	200	58	48	M160Z150-P-D	4.50
SF32-120	32	44	53	120	58	48	M160Z150-P-D	3.20
SF32-130	32	44	53	130	58	48	M160Z150-P-D	3.30
SF32-160	32	44	53	160	58	48	M160Z150-P-D	3.60
SF32-200	32	44	53	200	58	48	M160Z150-P-D	4.70

特点 / Feature

- 动平衡设定: G2.5; 25,000 rpm。
- Balanced: G2.5; 25,000 rpm;
- 3D处径向跳动 ≤ 0.003 mm。
- Runout (X3D): ≤ 0.003 mm.

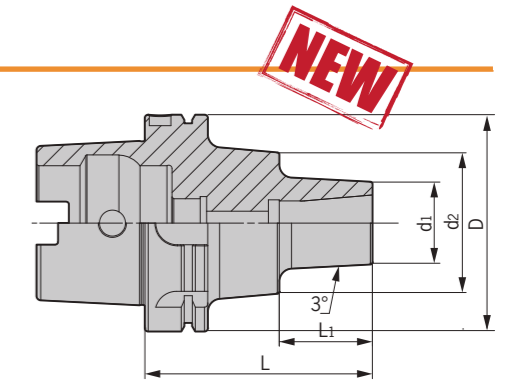
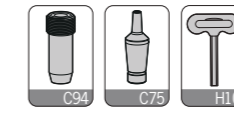


DSF/DC

HSK-A-DSF Shrink Fit Holder
HSK-A-DSF 烧结式热装刀柄 (分体式)



MAX
50,000
min⁻¹



型号 Specification	D	d ₁	d ₂	L	L ₁	拉紧螺钉 Tension Screw	止动螺母 Stop nut	T型扳手 Wrench	重量 Weight
HSK50A- DSF12-100	50	38	-	100	74	E100Z300	ZD12-1	T06-L	0.80
HSK63A- DSF12-100	63	38	-	100	74	E100Z300	ZD12-1	T06-L	1.00
DSF12-135	63	38	-	135	109	E100Z300	ZD12-1	T06-L	1.70
HSK100A- DSF12-105	100	38	65	105	43	E100Z300	ZD12-1	T06-L	3.40

注: 报价时含扳手。
Notice: Wrench is included.

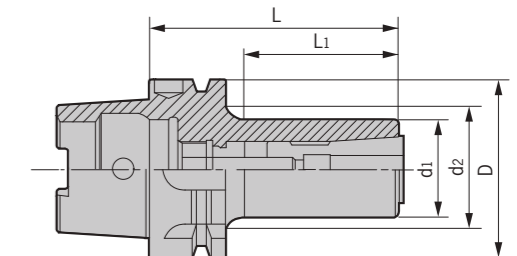
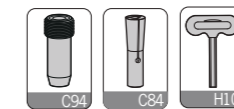
特点 / Feature

- 动平衡设定: G2.5; 25,000 rpm。
- Balanced: G2.5; 25,000 rpm;
- 3D处径向跳动 ≤ 0.003 mm。
- Runout (X3D): ≤ 0.003 mm.

HSK-A-DC Precision Slim Collet Chuck
HSK-A-DC 小径精密筒夹刀柄



MAX
50,000
min⁻¹



型号 Specification	D	d ₁	d ₂	L	L ₁	适用筒夹 Suit collet	拉紧螺钉 Tension screw	止动螺母 Stop nut	T型扳手 Wrench	重量 Weight
HSK50A- DC6-75	50	14	22.5	75	34	DC6	E050U250	ZD6-4	T04	0.67
DC6-100	50	14	29	100	48	DC6	E050U500	ZD6-4	T04	0.70
HSK63A- DC6-75	63	14	22.5	75	34	DC6	E050U200	ZD6-5	T04	0.80
DC6-95	63	14	29	95	45	DC6	E050U400	ZD6-5	T04	0.90
DC6-120	63	14	37	120	53	DC6	E050U650	ZD6-5	T04	1.10
DC6-150	63	14	40	150	80	DC6	E050U950	ZD6-5	T04	1.20
DC8-100	63	22	37	100	48	DC8	E060U400	ZD8-2	T05	1.10
DC10-110	63	28	45	110	55	DC10	E080U300	ZD10-2	T06-L	1.20
DC12-120	63	34	51.5	120	65	DC12	E100U350	ZD12-1	T08-L	1.30

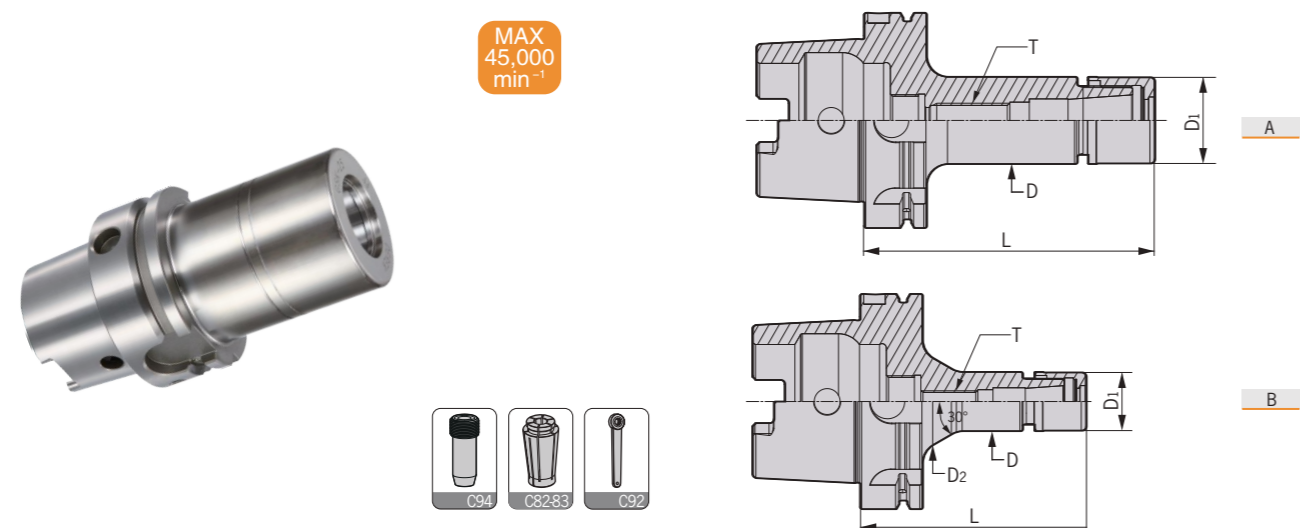
注: 报价时含扳手, 筒夹需单独订购。
Notice: Wrench is included, while collet shall be ordered separately.

特点 / Feature

- 动平衡设定: G2.5; 30,000 rpm。
- Balanced: G2.5; 30,000 rpm;
- 3D处径向跳动 ≤ 0.003 mm。
- Runout (X3D): ≤ 0.003 mm.



HSK-A-GSK High Precision Collet Chuck HSK-A-GSK 高速精密筒夹刀柄



型号 Specification	图示 Figure	D	D ₁	D ₂	L	T	适用筒夹 Suit collet	重量 Weight	
HSK40A-	GSK6-60	A	20	19.5	-	60	-	DSK6	0.25
	GSK10-75	A	27.5	27	-	75	-	DSK10	0.36
HSK50A-	GSK6-60	A	20	19.5	-	60	-	DSK6	0.43
	GSK6-80P	A	20	19.5	-	80	M060F200	DSK6	0.48
	GSK10-75	A	27.5	27	-	75	-	DSK6	0.53
	GSK10-100P	A	27.5	27	-	100	M100F200	DSK10	0.63
	GSK16-80	A	40.5	40	-	80	-	DSK16	0.72
HSK63A-	GSK16-100	A	40.5	40	-	100	-	DSK16	0.91
	GSK20-100	A	48.5	48	-	100	-	DSK20	1.10
	GSK6-80P	A	20	19.5	-	80	M060F200	DSK6	0.74
	GSK6-100P	A	20	19.5	-	100	M060F200	DSK6	0.79
	GSK10-75	A	27.5	27	-	75	-	DSK10	0.79
	GSK10-100P	A	27.5	27	-	100	M100F200	DSK10	0.90
	GSK16-80	A	40.5	40	-	80	-	DSK16	0.98
	GSK16-100	A	40.5	40	-	100	-	DSK16	1.17
	GSK16-120P	A	40.5	40	-	120	M060F200	DSK16	1.34
	GSK20-100	A	48.5	48	-	100	-	DSK20	1.42
HSK100A-	GSK20-120P	A	48.5	48	-	120	M160F200	DSK20	1.68
	GSK25-100	A	55	55	-	100	-	DSK25	1.46
	GSK25-120P	A	55	55	-	120	M200F200-P2	DSK25	1.81
	GSK10-105P	B	27.5	27	40.3	105	M100F200	DSK10	2.32
	GSK10-135P	B	27.5	27	40.3	135	M100F350	DSK10	2.44
	GSK16-105	A	40.5	40	-	105	-	DSK16	2.54
	GSK16-135P	A	40.5	40	-	135	M160F200	DSK16	2.80
	GSK20-120P	A	48.5	48	-	120	M160F200	DSK20	3.00
	GSK20-150P	A	48.5	48	-	150	M160F400	DSK20	3.39
	GSK25-120	A	55	55	-	120	-	DSK25	3.20
GSK25-150P	A	55	55	-	150	M200F400-P2	DSK25	3.65	

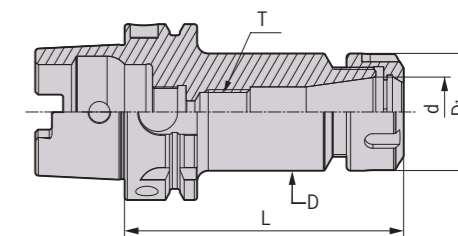

注：“T”轴向限位螺钉、筒夹与扳手需单独另购。
Notice: “T” Axial fix screw, collets and wrenches shall be ordered separately.

特点 / Feature

- 动平衡设定: G2.5; 25,000 rpm.
- 内锥面跳动 ≤ 0.003 mm.

- Balanced: G2.5; 25,000 rpm;
- TIR Runout: ≤ 0.003mm.

HSK-A-ER Spring Collet Chuck HSK-A-ER 弹性筒夹刀柄



型号 Specification	D	D ₁	d	L	T	重量 Weight	
HSK40A-	ER20-80	34	34	20	80	-	0.50
	ER25-80	42	42	25	80	-	0.56
	ER32-105	50	50	32	105	-	1.01
HSK50A-	ER16-75	28	28	16	75	-	0.54
	ER16-100	28	28	16	100	M100F200	0.65
	ER20-75	34	34	20	75	-	0.61
	ER20-100	34	34	20	100	M120F200	0.77
	ER25-80	42	42	25	80	-	0.75
	ER25-100	42	42	25	100	M160F200	0.94
	ER25-135	42	42	25	135	M160F400	1.28
	ER32-100	50	50	32	100	-	1.07
	ER32-135	50	50	32	135	M160F200	1.57
	ER32-160	50	50	32	160	M160F400	2.00
HSK63A-	ER16-75	28	28	16	75	-	0.80
	ER16-100	28	28	16	100	M100F200	0.91
	ER16-120	28	28	16	120	M100F350	0.96
	ER16-160	28	28	16	160	M100F350	1.17
	ER20-80	34	34	20	80	-	0.90
	ER20-100	34	34	20	100	M120F200	1.03
	ER20-120	34	34	20	120	M120F200	1.15
	ER20-160	34	34	20	160	M120F400	1.42
	ER25-80	42	42	25	80	-	1.03
	ER25-100	42	42	25	100	-	1.22
	ER25-120	42	42	25	120	M160F200	1.42
	ER25-150	42	42	25	150	M160F400	1.71
	ER32-100	50	50	32	100	-	1.41
	ER32-125	50	50	32	125	M160F250	1.76
	ER32-160	50	50	32	160	M160F400	2.27
	ER40-100	63	63	40	100	-	1.76
ER40-120	63	63	40	120	M200F200-P2	2.20	
ER40-160	63	63	40	160	M200F400-P2	3.08	
HSK100A-	ER16-100	28	28	16	100	M100F200	2.25
	ER16-160	28	28	16	160	M100F350	2.52
	ER20-100	34	34	20	100	M120F200	2.37
	ER20-160	34	34	20	160	M120F400	2.76
	ER25-100	42	42	25	100	-	2.55
	ER25-160	42	42	25	160	M160F400	3.13
	ER25-200	42	42	25	200	M160F400	3.53
	ER32-100	50	50	32	100	-	2.75
	ER32-160	50	50	32	160	M160F400	3.59
	ER32-200	50	50	32	200	M160F400	4.18

转下页
See next page

ER/VER

HSK-A-ER Spring Collet Chuck
HSK-A-ER 弹性筒夹刀柄

型号 Specification	D	D ₁	d	L	T	重量 Weight
HSK100A- ER40-100	63	63	40	100	-	3.19
ER40-160	63	63	40	160	M200F400-P2	4.51
ER40-200	63	63	40	200	M200F400-P2	5.45

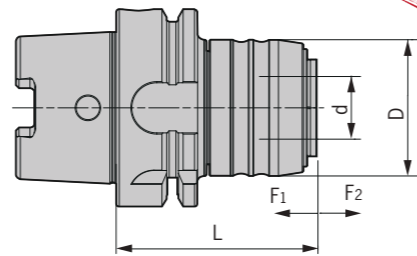
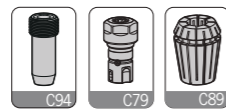
注：“T”轴向限位螺钉、筒夹与扳手需单独另购。
Notice: “T” Axial fix screw, collets and wrenchs shall be ordered separately.

特点 / Feature

■动平衡设定: G6.3; 15,000 rpm.

■Balanced: G6.3; 15,000 rpm.

HSK-A-VER Split Synch Tapping Chuck
HSK-A-VER 分体式微补偿攻牙刀柄



NEW

型号 Specification	D	d	L	F ₁	F ₂	攻牙能力 Tapping capacity	适用延长杆 Suit extender	重量 Weight
HSK40A- VER16-69	43.5	20	69	0.2	1	M3-M12	VER16-M24	0.54
VER20-80	52	25	80	0.2	1	M5-M16	VER20-M26	0.59
VER25-90	60	32	90	0.2	1	M6-M20	VER25-M28	0.65
HSK50A- VER16-70	43.5	20	70	0.2	1	M3-M12	VER16-M24	0.66
VER20-87	52	25	87	0.2	1	M5-M16	VER20-M26	0.80
VER25-97	60	32	97	0.2	1	M6-M20	VER25-M28	0.96
HSK63A- VER16-64	43.5	20	64	0.2	1	M3-M12	VER16-M24	0.88
VER20-87	52	25	87	0.2	1	M5-M16	VER20-M26	1.06
VER25-97	60	32	97	0.2	1	M6-M20	VER25-M28	1.21
VER32-113	72	40	113	0.2	1	M10-M24	VER32-M30	1.61
VER40-122	87	50	122	0.2	1	M14-M33	VER40-M32	1.85
HSK100A- VER16-70	43.5	20	70	0.2	1	M3-M12	VER16-M24	3.21
VER20-82	52	25	82	0.2	1	M5-M16	VER20-M26	3.58
VER25-91	60	32	91	0.2	1	M6-M20	VER25-M28	3.95
VER32-110	72	40	110	0.2	1	M10-M24	VER32-M30	4.25
VER40-115	87	50	115	0.2	1	M14-M33	VER40-M32	4.45

注：延长杆、筒夹和扳手需单独订购。
Notice: Extender, collets and wrenchs shall be ordered separately.

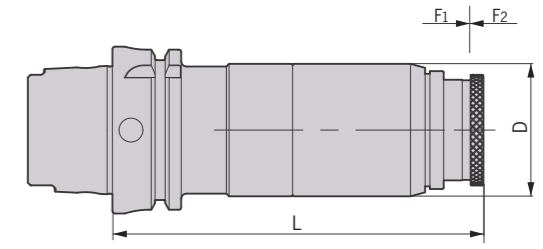
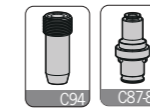
特点 / Feature

- 显著提高丝锥使用寿命80%以上。
- 有效提高加工生产效率2-4倍。
- 明显提高表面加工质量与精度。
- 选用ER攻丝专用筒夹夹持。
- 无需依赖设备精度。
- 挤压丝锥首选。

- Tap tool life increased by 80% and above;
- Work efficiency increased 2 to 4 times;
- Better workpiece surface quality;
- With ER tapping collet;
- Best choice for squeeze taps.

TPM/HPM

HSK-A-TPM Tapping Chuck With High Rigidity
HSK-A-TPM 扭力伸缩攻牙刀柄



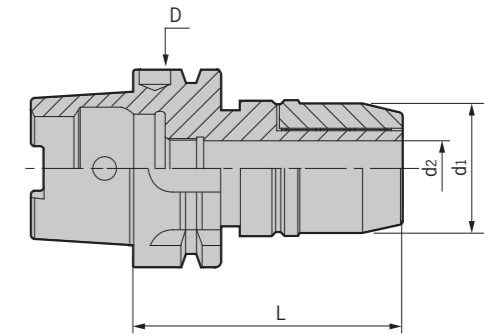
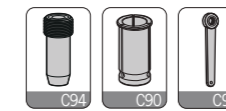
型号 Specification	D	F ₁	F ₂	L	适用筒夹 Suit collet	攻牙能力 Tapping capacity	重量 Weight
HSK63A- TPM316	50	10	20	140	TPD316	M3-M16	1.79
TPM830	66	10	25	170	TPD830	M8-M30	2.78
HSK100A- TPM316	50	10	20	145	TPD316	M3-M16	3.16
TPM830	66	10	25	175	TPD830	M8-M30	4.39

注：筒夹需单独订购。
Notice: Collets shall be ordered separately.

HSK-A-HPM High-Speed Power Chuck
HSK-A-HPM 高速强力刀柄



MAX
30,000
min⁻¹



型号 Specification	夹持范围 Clamping range	D	d ₁	d ₂	L	适用筒夹 Suit collet	重量 Weight
HSK50A- HPM16-80	3-16	50	46	16	80	SC16	1.00
HSK63A- HPM16-80	3-16	63	46	16	80	SC16	1.30
HPM16-100	3-16	63	46	16	100	SC16	1.50
HPM20-110	6-20	63	55	20	110	SC20	1.70
HPM32-110	6-32	63	68	32	110	SC32	2.50
HSK100A- HPM16-115	3-16	100	46	16	115	SC16	3.60
HPM20-105	6-20	100	55	20	105	SC20	4.20
HPM32-105	6-32	100	68	32	105	SC32	4.50
HPM32-135	6-32	100	68	32	135	SC32	5.00

注：扳手和筒夹需单独订购。
Notice: Wrench and collets shall be ordered separately.

特点 / Feature

- 动平衡设定: G2.5; 20,000 rpm.
- 3D处径向跳动 ≤ 0.01mm.

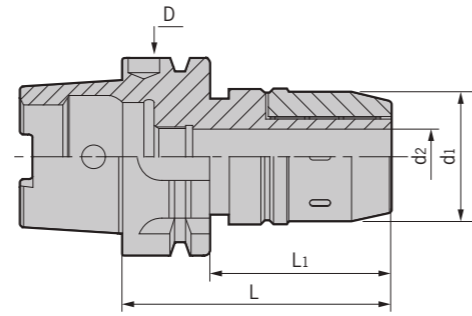
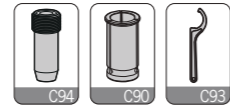
- Balanced: G2.5; 20,000 rpm;
- Runout (X3D): ≤ 0.01mm.

HPC

HSK-A-HPC High-Speed Power Chuck
HSK-A-HPC 高速强力刀柄



MAX
30,000
min⁻¹



型号 Specification	夹持范围 Clamping range	D	d1	d2	L1	L	适用筒夹 Suit collet	重量 Weight	
HSK63A-	HPC16-80	6-16	63	50	16	54	80	SC16	1.28
	HPC16-110	6-16	63	50	16	84	110	SC16	1.64
	HPC20-110	6-20	63	51.5	20	84	110	SC20	1.70
	HPC25-110	6-25	63	61	25	84	110	SC25	1.99
	HPC25-145	6-25	63	61	25	119	145	SC25	2.76
HSK100A-	HPC32-110	6-32	63	70.5	32	84	110	SC32	2.20
	HPC16-85	6-16	100	50	16	56	85	SC16	2.66
	HPC16-115	6-16	100	50	16	86	115	SC16	3.05
	HPC20-105	6-20	100	51.5	20	76	105	SC20	4.10
	HPC25-95	6-25	100	61	25	66	95	SC25	3.11
	HPC25-115	6-25	100	61	25	86	115	SC25	3.45
	HPC25-125	6-25	100	61	25	96	125	SC25	3.68
	HPC25-150	6-25	100	61	25	121	150	SC32	4.23
	HPC32-105	6-32	100	70.5	32	76	105	SC32	4.90
	HPC32-135	6-32	100	70.5	32	106	135	SC32	5.80
	HPC32-165	6-32	100	70.5	32	136	165	SC32	6.70
	HPC42-115	6-42	100	86	42	86	115	SC42	5.50

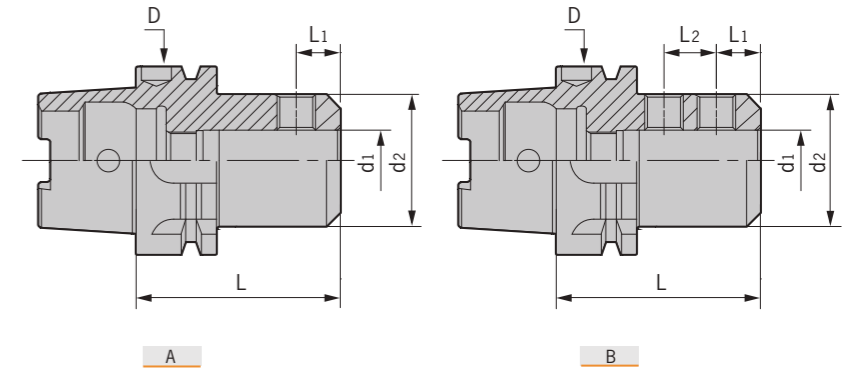
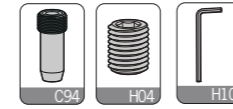
注：报价时含扳手，筒夹需单独订购。
Notice: Wrench is included, while collet shall be ordered separately.

特点 / Feature

- 动平衡设定: G6.3; 15,000 rpm。 ■ Balanced: G6.3; 15,000 rpm;
- 3D处径向跳动 ≤ 0.01mm。 ■ Runout (X3D): ≤ 0.01 mm.

SLN

HSK-A-SLN Side-lock Holder
HSK-A-SLN侧固式刀柄

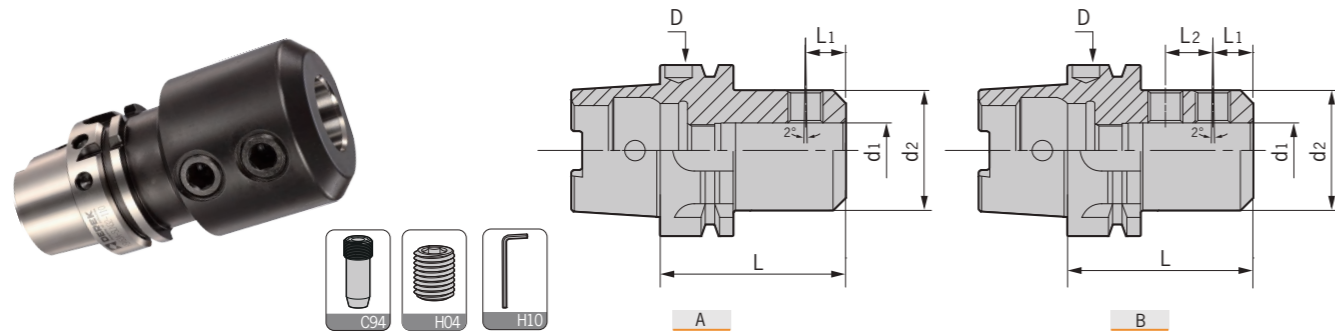


型号 Specification	图示 Figure	D	d1	d2	L	L1	L2	侧面压紧螺钉 Side-lock screw	重量 Weight	
HSK50A-	SLN6-65	A	50	6	25	65	18	-	M060U100	0.70
	SLN8-65	A	50	8	28	65	18	-	M080U100	0.80
	SLN10-65	A	50	10	35	65	20	-	M100U120	0.80
	SLN12-80	A	50	12	41.5	80	22.5	-	M120U160	1.20
	SLN16-80	A	50	16	48	80	24	-	M140U160	1.30
	SLN20-80	A	50	20	52	80	25	-	M160U160	1.50
HSK63A-	SLN6-65	A	63	6	25	65	18	-	M060U100	0.90
	SLN6-100	A	63	6	25	100	18	-	M060U100	1.30
	SLN8-65	A	63	8	28	65	18	-	M080U100	1.00
	SLN8-100	A	63	8	28	100	18	-	M080U100	1.40
	SLN10-65	A	63	10	35	65	20	-	M100U120	1.00
	SLN10-100	A	63	10	35	100	20	-	M100U120	1.50
	SLN12-80	A	63	12	42	80	22.5	-	M120U160	1.70
	SLN12-120	A	63	12	42	120	22.5	-	M120U160	2.00
	SLN16-80	A	63	16	48	80	24	-	M140U160	1.70
	SLN16-120	A	63	16	48	120	24	-	M140U160	2.10
	SLN20-80	A	63	20	52	80	25	-	M160U160	1.80
	SLN20-120	A	63	20	52	120	25	-	M160U160	2.40
HSK100A-	SLN25-110	B	63	25	65	110	24	25	M180Z200P	2.50
	SLN25-160	B	63	25	65	160	24	25	M180Z200P	2.65
	SLN32-110	B	63	32	72	110	24	28	M200Z200P	2.70
	SLN32-160	B	63	32	72	160	24	28	M200Z200P	3.00
	SLN6-80	A	100	6	25	80	18	-	M060U100	3.00
	SLN6-130	A	100	6	25	130	18	-	M060U100	3.20
	SLN8-80	A	100	8	28	80	18	-	M080U100	3.20
	SLN8-130	A	100	8	28	130	18	-	M080U100	3.40
	SLN10-80	A	100	10	35	80	20	-	M100U120	3.40
	SLN10-130	A	100	10	35	130	20	-	M100U120	3.70
	SLN12-80	A	100	12	42	80	22.5	-	M120U160	3.40
	SLN12-130	A	100	12	42	130	22.5	-	M120U160	3.70
SLN16-100	A	100	16	48	100	24	-	M140U160	3.80	
SLN16-160	A	100	16	48	160	24	-	M140U160	4.10	
SLN20-100	A	100	20	52	100	25	-	M160U160	3.90	
SLN20-160	A	100	20	52	160	25	-	M160U160	3.80	
SLN25-100	B	100	25	65	100	24	25	M180Z200P	4.00	
SLN25-160	B	100	25	65	160	24	25	M180Z200P	4.40	
SLN32-100	B	100	32	72	100	24	28	M200Z200P	4.10	
SLN32-160	B	100	32	72	160	24	28	M200Z200P	4.50	

注：扳手需单独订购。
Notice: Wrenches shall be ordered separately.

SLNB/MTA

HSK-A-SLNB Side-lock Holder
HSK-A-SLNB侧固式刀柄



型号 Specification	图示 Figure	D	d ₁	d ₂	L	L ₁	L ₂	侧面压紧螺钉 Side-lock screw	重量 Weight	
HSK63A-	SLNB6-80	A	63	6	25	80	18	M060U100	0.90	
	SLNB8-80	A	63	8	28	80	18	M080U100	1.00	
	SLNB10-80	A	63	10	35	80	20	M100U120	1.00	
	SLNB12-90	A	63	12	42	90	22.5	M120U140	1.70	
	SLNB16-100	A	63	16	48	100	24	M140U160	1.70	
	SLNB20-100	A	63	20	52	100	25	M160U160	1.80	
	SLNB25-110	B	63	25	65	110	24	M180Z200P	2.50	
	SLNB32-110	B	63	32	72	110	24	M200Z180P	2.70	
	HSK100A-	SLNB6-90	A	100	6	25	90	18	M060U080	3.00
		SLNB8-90	A	100	8	28	90	18	M080U080	3.20
SLNB10-90		A	100	10	35	90	20	M100U120	3.40	
SLNB12-100		A	100	12	42	100	22.5	M120U140	3.40	
SLNB16-100		A	100	16	48	100	24	M140U160	3.80	
SLNB20-110		A	100	20	52	110	25	M160U250	3.90	
SLNB25-120		B	100	25	65	120	24	M180Z200P	4.00	
SLNB32-120		B	100	32	72	120	24	M200Z200P	4.10	

注：报价时含扳手，筒夹需单独订购。
Notice: Wrenches shall be ordered separately.

HSK-A-MTA Morse Taper Adapter
HSK-A-MTA莫式锥套刀柄（钻头套筒）



型号 Specification	D	d ₁	d ₂	L	重量 Weight	
HSK50A-	MTA1-100	50	25	12.065	100	1.50
	MTA2-120	50	32	17.780	120	1.80
	MTA3-140	50	40	23.825	140	1.90
HSK63A-	MTA1-100	63	25	12.065	100	1.90
	MTA2-120	63	32	17.780	120	2.00
	MTA3-140	63	40	23.825	140	2.20
HSK100A-	MTA4-160	63	48	31.267	160	2.50
	MTA1-110	100	25	12.065	110	3.40
	MTA2-120	100	32	17.780	120	3.80
	MTA3-150	100	40	23.825	150	4.00
	MTA4-170	100	48	31.267	170	4.60
MTA5-200	100	63	44.299	200	5.20	

SPU/FMB

HSK-A-SPU Drill Chuck Holder
HSK-A-SPU直结式钻头夹头刀柄



型号 Specification	D	d ₁	d ₂	L	重量 Weight	
HSK50A- SPU8-120	50	37	8	120	1.61	
HSK63A-	SPU13-150	63	50	13	150	2.65
	SPU16-155	63	57	16	155	3.12
HSK100A-	SPU13-155	100	50	13	155	4.23
	SPU16-160	100	57	16	160	4.55

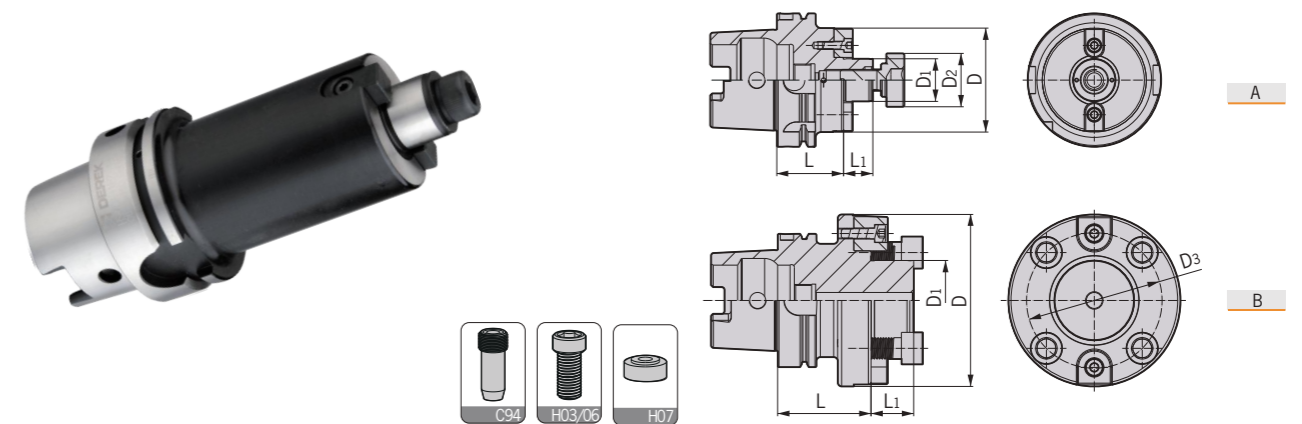
注：报价时含扳手。
Notice: Wrench is included.

特点 / Feature

■ 3D处径向跳动 ≤ 0.05mm.

■ Runout (X3D): ≤ 0.05 mm.

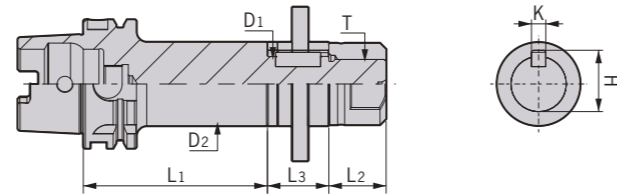
HSK-A-FMB Face Mill Holder
HSK-A-FMB平面铣刀柄



型号 Specification	图示 Figure	D	D ₁	D ₂	D ₃	L	L ₁	刀盘锁紧螺钉 Locking screw for cutter	垫圈 Washer	出水孔 Water hole	重量 Weight	
HSK50A-	FMB22C-60	A	48	22	16	-	60	18	E100U300	-	√	0.90
HSK63A-	FMB16C-100	A	35	16	13	-	100	16	E080U300	-	√	1.80
	FMB22C-50	A	48	22	16	-	50	18	E100U300	-	√	1.00
	FMB22C-100	A	48	22	16	-	100	18	E100U300	-	√	1.70
	FMB27C-60	A	60	27	33	-	60	20	E120U300	FM-1	√	1.50
	FMB27C-100	A	60	27	33	-	100	20	E120U300	FM-1	√	2.30
	FMB32C-60	A	78	32	40	-	60	22	E160U350	FM-2	√	1.90
HSK100A-	FMB40C-60	A	85	40	50	-	60	25	E200Z350-50	-	√	2.20
	FMB22C-50	A	48	22	16	-	50	18	E100U300	-	√	2.30
	FMB22C-100	A	48	22	16	-	100	18	E100U300	-	√	3.00
	FMB27C-50	A	60	27	33	-	50	20	E120U300	FM-1	√	2.70
	FMB27C-100	A	60	27	33	-	100	20	E120U300	FM-1	√	3.60
	FMB32C-50	A	78	32	40	-	50	22	E160U350	FM-2	√	3.00
	FMB32C-100	A	78	32	40	-	100	22	E160U350	FM-2	√	4.90
	FMB40C-60	A	85	40	50	-	60	25	E200Z350-50	-	√	3.80
	FMB40F-75	B	89	40	-	66.7	75	25	E120U450	-	-	4.60
	FMB60F-70	B	129	60	-	101.6	70	32	E160U500	-	-	6.30

DSC

HSK-A-DSC Side Cutter Holder
HSK-A-DSC 侧铣刀柄



型号 Specification	L1	L2	L3	D1	D2	K	H	T	重量 Weight
HSK63A- DSC22-90	90	22	30	22	34	6	24.3	M20*1.5P	1.45
DSC22-135	135	22	30	22	34	6	24.3	M20*1.5P	1.77
DSC27-90	90	28	30	27	41	7	30	M24*1.5P	1.87
DSC27-135	135	28	30	27	41	7	30	M24*1.5P	2.33
DSC32-90	90	32	30	32	47	8	35.5	M30*1.5P	2.32
DSC32-135	135	32	30	32	47	8	35.5	M30*1.5P	2.93
HSK100A- DSC22-90	90	22	30	22	34	6	24.3	M20*1.5P	2.78
DSC22-135	135	22	30	22	34	6	24.3	M20*1.5P	3.10
DSC27-90	90	28	30	27	41	7	30	M24*1.5P	3.19
DSC27-135	135	28	30	27	41	7	30	M24*1.5P	3.66
DSC32-90	90	32	30	32	47	8	35.5	M30*1.5P	3.65
DSC32-135	135	32	30	32	47	8	35.5	M30*1.5P	4.26
DSC40-90	90	40	30	40	55	10	43.7	M36*2.0P	4.40
DSC40-135	135	40	30	40	55	10	43.7	M36*2.0P	5.24

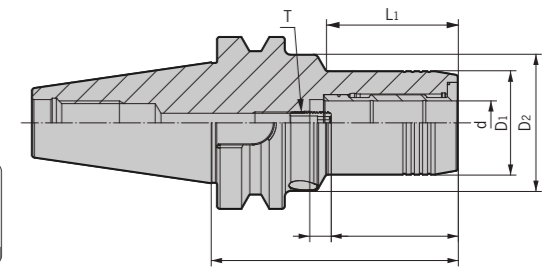
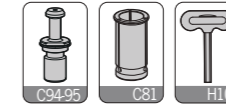
DHP

BT-DHP Hydraulic Chuck
BT-DHP 液压刀柄

NEW



MAX
30,000
min⁻¹



型号 Specification	d	D1	D2	L	H	V	L1	T	适用筒夹 Suit collet	重量 Weight
BT30- DHP6-70	6	28	45	70	27.5	10	28	M050Z150-D	-	0.70
DHP8-70	8	30	45	70	27.5	10	28	M060Z150-D	-	0.70
DHP10-75	10	32	45	75	32.5	10	38	M060Z150-D	-	0.75
DHP12-75	12	34	45	75	37.5	10	36	M060Z150-D	D12/OD12	0.75
DHP14-85	14	36	45	85	37.5	10	44	M060Z150-D	-	0.80
DHP16-90	16	38	45	90	42.5	10	48	M080Z150P-D	-	0.90
DHP18-90	18	41	45	90	42.5	10	48	M080Z150P-D	-	0.95
DHP20-90	20	43	-	90	42.5	10	-	M080Z150P-D	D20/OD20	0.95
BT40- DHP6-65	6	28	50	65	27.5	10	23	M050Z150-D	-	1.25
DHP8-90	6	28	50	90	27.5	10	44	M050Z150-D	-	1.40
DHP8-140	6	28	50	140	27.5	10	44	M050Z150-D	-	2.15
DHP8-65	8	30	50	65	27.5	10	23	M060Z150-D	-	1.25
DHP8-90	8	30	50	90	27.5	10	39	M060Z150-D	-	1.50
DHP8-140	8	30	50	140	27.5	10	44	M060Z150-D	-	2.20
DHP10-65	10	32	50	65	32.5	10	23	M060Z150-D	-	1.25
DHP10-90	10	32	50	90	32.5	10	44	M060Z150-D	-	1.45
DHP10-140	10	32	50	140	32.5	10	44	M060Z150-D	-	2.20
DHP12-65	12	34	50	65	37.5	10	23	M060Z150-D	D12/OD12	1.25
DHP12-90	12	34	50	90	37.5	10	44	M060Z150-D	D12/OD12	1.45
DHP12-140	12	34	50	140	37.5	10	44	M060Z150-D	D12/OD12	2.20
DHP14-65	14	36	50	65	37.5	10	23	M060Z150-D	-	1.25
DHP14-90	14	36	50	90	37.5	10	44	M060Z150-D	-	1.50
DHP14-140	14	36	50	140	37.5	10	44	M060Z150-D	-	2.25
DHP16-65	16	38	50	65	42.5	10	23	M080Z150P-D	-	1.25
DHP16-90	16	38	50	90	42.5	10	48	M080Z150P-D	-	1.50
DHP16-140	16	38	50	140	42.5	10	48	M080Z150P-D	-	2.25
DHP18-75	18	41	50	75	42.5	10	30	M080Z150P-D	-	1.40
DHP18-90	18	41	50	90	42.5	10	48	M080Z150P-D	-	1.55
DHP18-140	18	41	50	140	42.5	10	48	M080Z150P-D	-	2.30
DHP20-75	20	43	50	75	42.5	10	30	M080Z150P-D	D20/OD20	1.40
DHP20-90	20	43	50	90	42.5	10	48	M080Z150P-D	D20/OD20	1.55
DHP20-140	20	43	50	140	42.5	10	48	M080Z150P-D	D20/OD20	2.30
DHP25-100	25	57	50	100	51	10	73	M160Z150P-D	-	2.10
DHP25-135	25	57	50	135	51	10	108	M160Z150P-D	-	2.80
DHP32-105	32	57	61	105	55	10	45	M160Z150P-D	D32/OD32	2.05
DHP32-135	32	57	61	135	55	10	78	M160Z150P-D	D32/OD32	2.60

转下页
See next page

加工中心刀柄
TOOL HOLDERS

可调节刀柄
Adjustable chuck

HSK刀柄
HSK holder

BT刀柄
BT holder

SK刀柄
SK holder

刀柄配件
Holder accessories

加工中心刀柄
TOOL HOLDERS

可调节刀柄
Adjustable chuck

HSK刀柄
HSK holder

BT刀柄
BT holder

SK刀柄
SK holder

刀柄配件
Holder accessories

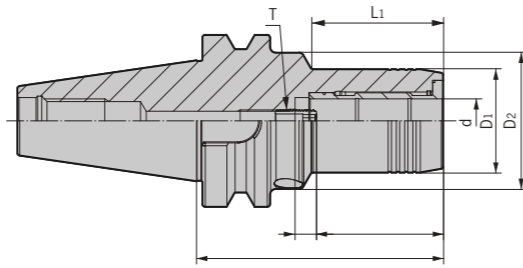
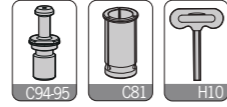
DHP

BT-DHP Hydraulic Chuck
BT-DHP 液压刀柄

NEW



MAX
30,000
min⁻¹



型号 Specification	d	D1	D2	L	H	V	L1	T	适用筒夹 Suit collet	重量 Weight
BT50- DHP6-90	6	28	50	90	27.5	10	32	M050Z150-D	-	3.95
DHP6-120	6	28	50	120	27.5	10	44	M050Z150-D	-	4.20
DHP6-140	6	28	50	140	27.5	10	44	M050Z150-D	-	4.55
DHP8-90	8	30	50	90	27.5	10	32	M060Z150-D	-	3.95
DHP8-120	8	30	50	120	27.5	10	40	M060Z150-D	-	4.20
DHP8-140	8	30	50	140	27.5	10	44	M060Z150-D	-	4.55
DHP10-90	10	32	50	90	32.5	10	32	M060Z150-D	-	3.95
DHP10-120	10	32	50	120	32.5	10	44	M060Z150-D	-	4.30
DHP10-140	10	32	50	140	32.5	10	44	M060Z150-D	-	4.55
DHP12-90	12	34	50	90	37.5	10	32	M060Z150-D	D12/OD12	4.05
DHP12-120	12	34	50	120	37.5	10	44	M060Z150-D	D12/OD12	4.35
DHP12-140	12	34	50	140	37.5	10	44	M060Z150-D	D12/OD12	4.65
DHP14-90	14	36	50	90	37.5	10	32	M060Z150-D	-	4.00
DHP14-120	14	36	50	120	37.5	10	44	M060Z150-D	-	4.35
DHP14-140	14	36	50	140	37.5	10	44	M060Z150-D	-	4.60
DHP16-90	16	38	50	90	42.5	10	32	M080Z150P-D	-	4.00
DHP16-120	16	38	50	120	42.5	10	48	M080Z150P-D	-	4.30
DHP16-140	16	38	50	140	42.5	10	48	M080Z150P-D	-	4.65
DHP18-90	18	41	50	90	42.5	10	32	M080Z150P-D	-	4.10
DHP18-120	18	41	50	120	42.5	10	48	M080Z150P-D	-	4.30
DHP18-140	18	41	50	140	42.5	10	48	M080Z150P-D	-	4.65
DHP20-90	20	43	50	90	42.5	10	32	M080Z150P-D	D20/OD20	4.05
DHP20-120	20	43	50	120	42.5	10	48	M080Z150P-D	D20/OD20	4.40
DHP20-140	20	43	50	140	42.5	10	48	M080Z150P-D	D20/OD20	4.65
DHP25-105	25	57	-	105	51	10	67	M160Z150P-D	-	4.55
DHP25-150	25	57	-	150	51	10	112	M160Z150P-D	-	5.35
DHP32-115	32	63	-	115	55	10	77	M160Z150P-D	D32/OD32	4.85
DHP32-150	32	63	-	150	55	10	112	M160Z150P-D	D32/OD32	5.60

注：报价时含扳手，筒夹需单独订购。
Notice: Wrench is included, while collet shall be ordered separately.

特点 / Feature

- DHP刀具系列用途高转速、高精密切削加工，切削效果佳。
- 动平衡设定: G2.5; 20,000 rpm。
- 3D处径向跳动 ≤ 0.003 mm。
- For high-speed and high precision cutting;
- Balanced: G2.5; 20,000 rpm;
- Runout (X3D): ≤ 0.003 mm.

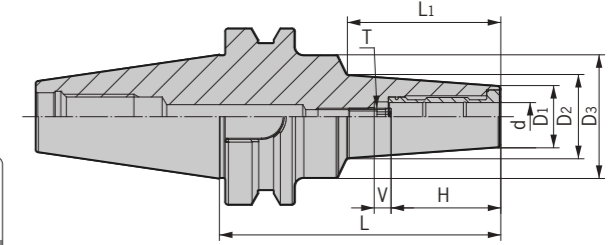
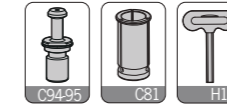
DHP

BT-DHP Super Slim Hydraulic Chuck
BT-DHP 超细长液压刀柄

NEW



MAX
30,000
min⁻¹



型号 Specification	d	D1	D2	D3	H	V	L	L1	T	适用筒夹 Suit collet	重量 Weight
BT30- DHP6S-120	6	16	23.9	45	27.5	10	120	78	M050Z150-D	-	1.00
DHP8S-120	8	18	25.9	45	27.5	10	120	78	M060Z150-D	-	1.00
DHP10S-120	10	20	28	45	32.5	10	120	79	M060Z150-D	-	1.00
DHP12S-120	12	22	30	45	37.5	10	120	79	M060Z150-D	D12/OD12	1.00
DHP14S-120	14	24	32.1	45	37.5	10	120	80	M060Z150-D	-	1.10
DHP16S-120	16	26	34.1	45	42.5	10	120	80	M060Z150-D	-	1.10
DHP18S-120	18	29	37.2	45	42.5	10	120	81	M060Z150-D	-	1.10
DHP20S-120	20	31	39.2	45	42.5	10	120	81	M060Z150-D	D20/OD20	1.10
BT40- DHP6S-130	6	16	24.2	50	27.5	10	130	81	M050Z150-D	-	1.50
DHP8S-130	8	18	26.2	50	27.5	10	130	81	M060Z150-D	-	1.50
DHP10S-130	10	20	28.3	50	32.5	10	130	82	M060Z150-D	-	1.50
DHP12S-130	12	22	30.4	50	37.5	10	130	82	M060Z150-D	D12/OD12	1.50
DHP14S-130	14	24	32.4	50	37.5	10	130	83	M060Z150-D	-	1.60
DHP16S-130	16	26	34.4	50	42.5	10	130	83	M080Z150P-D	-	1.60
DHP18S-130	18	29	37.5	50	42.5	10	130	84	M080Z150P-D	-	1.60
DHP20S-130	20	31	39.5	50	42.5	10	130	84	M080Z150P-D	D20/OD20	1.60

注：报价时含扳手，筒夹需单独订购。
Notice: Wrench is included, while collet shall be ordered separately.

特点 / Feature

- DHP刀具系列用途高转速、高精密切削加工，切削效果佳。
- 动平衡设定: G2.5; 25,000 rpm。
- 3D处径向跳动 ≤ 0.003 mm。
- For high-speed and high precision cutting;
- Balanced: G2.5; 25,000 rpm;
- Runout (X3D): ≤ 0.003 mm.

加工中心刀柄
TOOL HOLDERS

可调节刀柄
Adjustable chuck

超细刀柄
Thin holder

超细刀柄
Thin holder

超细刀柄
Thin holder

刀柄配件
Holder accessories

加工中心刀柄
TOOL HOLDERS

可调节刀柄
Adjustable chuck

超细刀柄
Thin holder

超细刀柄
Thin holder

超细刀柄
Thin holder

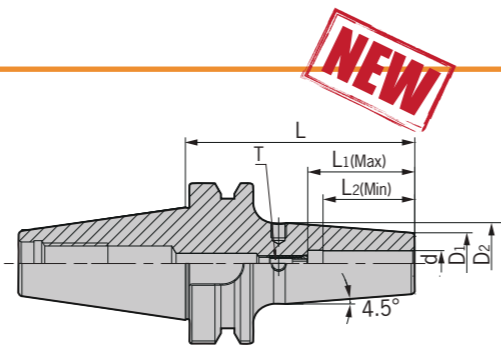
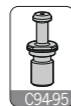
刀柄配件
Holder accessories

SF

BT-SF Shrink Fit Holder
BT-SF 烧结式热装刀柄 (一体式)



MAX
50,000
min⁻¹



型号 Specification	d	D ₁	D ₂	L	L ₁ (Max)	L ₂ (Min)	T	重量 Weight
BT30-SF3-80	3	10	16	80	-	9	-	0.35
SF4-80	4	10	16	80	-	12	-	0.40
SF5-80	5	10	16	80	-	15	-	0.43
SF6-80	6	21	27	80	36	26	M050Z150-D	0.45
SF8-80	8	21	27	80	36	26	M060Z150-D	0.50
SF10-80	10	24	32	80	42	32	M060Z150-D	0.55
SF12-80	12	24	32	80	47	37	M060Z150-D	0.62
SF14-80	14	27	34	80	47	37	M060Z150-D	0.65
SF16-80	16	27	34	80	50	40	M080Z150-P-D	0.68
SF18-80	18	33	42	80	50	40	M080Z150-P-D	0.71
SF20-90	20	33	42	90	52	42	M080Z150-P-D	0.75
BT40-SF3-90	3	10	16	90	-	9	-	1.00
SF4-90	4	10	16	90	-	12	-	1.10
SF5-90	5	10	16	90	-	15	-	1.00
SF6-90	6	21	27	90	36	26	M050Z150-D	1.15
SF6-130	6	21	27	130	36	26	M050Z150-D	1.20
SF6-160	6	21	27	160	36	26	M050Z150-D	1.40
SF6-200	6	21	27	200	36	26	M050Z150-D	1.90
SF8-90	8	21	27	90	36	26	M060Z150-D	1.15
SF8-130	8	21	27	130	36	26	M060Z150-D	1.30
SF8-160	8	21	27	160	36	26	M060Z150-D	1.50
SF8-200	8	21	27	200	36	26	M060Z150-D	1.90
SF10-90	10	24	32	90	42	32	M060Z150-D	1.20
SF10-130	10	24	32	130	42	32	M060Z150-D	1.50
SF10-160	10	24	32	160	42	32	M060Z150-D	1.80
SF10-200	10	24	32	200	42	32	M060Z150-D	1.90
SF12-90	12	24	32	90	47	37	M080Z150-P-D	1.30
SF12-130	12	24	32	130	47	37	M080Z150-P-D	1.60
SF12-160	12	24	32	160	47	37	M080Z150-P-D	1.80
SF12-200	12	24	32	200	47	37	M080Z150-P-D	2.00
SF14-90	14	27	34	90	47	37	M080Z150-P-D	1.30
SF14-130	14	27	34	130	47	37	M080Z150-P-D	1.60
SF14-160	14	27	34	160	47	37	M080Z150-P-D	1.80
SF14-200	14	27	34	200	47	37	M080Z150-P-D	2.00
SF16-90	16	27	34	90	50	40	M080Z150-P-D	1.40
SF16-130	16	27	34	130	50	40	M080Z150-P-D	1.70
SF16-160	16	27	34	160	50	40	M080Z150-P-D	1.95
SF16-200	16	27	34	200	50	40	M080Z150-P-D	2.20
SF18-90	18	33	42	90	50	40	M080Z150-P-D	1.50
SF18-130	18	33	42	130	50	40	M080Z150-P-D	1.80
SF18-160	18	33	42	160	50	40	M080Z150-P-D	2.00
SF18-200	18	33	42	200	50	40	M080Z150-P-D	2.30
SF20-90	20	33	42	90	52	42	M080Z150-P-D	1.55

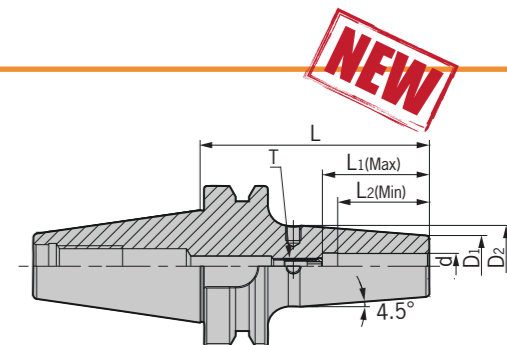
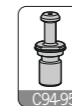
转下页
See next page

SF

BT-SF Shrink Fit Holder
BT-SF 烧结式热装刀柄 (一体式)



MAX
50,000
min⁻¹



型号 Specification	d	D ₁	D ₂	L	L ₁ (Max)	L ₂ (Min)	T	重量 Weight
BT40-SF20-130	20	33	42	130	52	42	M080Z150-P-D	1.85
SF20-160	20	33	42	160	52	42	M080Z150-P-D	2.05
SF20-200	20	33	42	200	52	42	M080Z150-P-D	2.35
SF25-100	25	44	53	100	58	48	M160Z150-P-D	1.65
SF25-130	25	44	53	130	58	48	M160Z150-P-D	1.90
SF25-160	25	44	53	160	58	48	M160Z150-P-D	2.20
SF25-200	25	44	53	200	58	48	M160Z150-P-D	2.50
SF32-100	32	44	53	100	58	48	M160Z150-P-D	2.00
SF32-130	32	44	53	130	58	48	M160Z150-P-D	2.30
SF32-160	32	44	53	160	58	48	M160Z150-P-D	2.60
BT50-SF6-100	6	21	27	100	36	26	M050Z150-D	3.70
SF6-130	6	21	27	130	36	26	M050Z150-D	3.80
SF6-160	6	21	27	160	36	26	M050Z150-D	3.88
SF6-200	6	21	27	200	36	26	M050Z150-D	4.00
SF8-100	8	21	27	100	36	26	M060Z150-D	3.60
SF8-130	8	21	27	130	36	26	M060Z150-D	3.70
SF8-160	8	21	27	160	36	26	M060Z150-D	3.90
SF8-200	8	21	27	200	36	26	M060Z150-D	4.00
SF10-100	10	24	32	100	42	32	M060Z150-D	3.65
SF10-130	10	24	32	130	42	32	M060Z150-D	3.78
SF10-160	10	24	32	160	42	32	M060Z150-D	4.00
SF10-200	10	24	32	200	42	32	M060Z150-D	4.15
SF12-100	12	24	32	100	47	37	M080Z150-P-D	3.70
SF12-130	12	24	32	130	47	37	M080Z150-P-D	3.80
SF12-160	12	24	32	160	47	37	M080Z150-P-D	4.10
SF12-200	12	24	32	200	47	37	M080Z150-P-D	4.25
SF14-100	14	27	34	100	47	37	M080Z150-P-D	3.70
SF14-130	14	27	34	130	47	37	M080Z150-P-D	3.80
SF14-160	14	27	34	160	47	37	M080Z150-P-D	4.10
SF14-200	14	27	34	200	47	37	M080Z150-P-D	4.25
SF16-100	16	27	34	100	50	40	M080Z150-P-D	3.75
SF16-130	16	27	34	130	50	40	M080Z150-P-D	3.88
SF16-160	16	27	34	160	50	40	M080Z150-P-D	4.20
SF16-200	16	27	34	200	50	40	M080Z150-P-D	4.50
SF18-100	18	33	42	100	50	40	M080Z150-P-D	3.75
SF18-130	18	33	42	130	50	40	M080Z150-P-D	3.88
SF18-160	18	33	42	160	50	40	M080Z150-P-D	4.20
SF18-200	18	33	42	200	50	40	M080Z150-P-D	4.50
SF20-100	20	33	42	100	52	42	M080Z150-P-D	3.80
SF20-130	20	33	42	130	52	42	M080Z150-P-D	4.00
SF20-160	20	33	42	160	52	42	M080Z150-P-D	4.30
SF20-200	20	33	42	200	52	42	M080Z150-P-D	4.60

转下页
See next page

SF/DSF

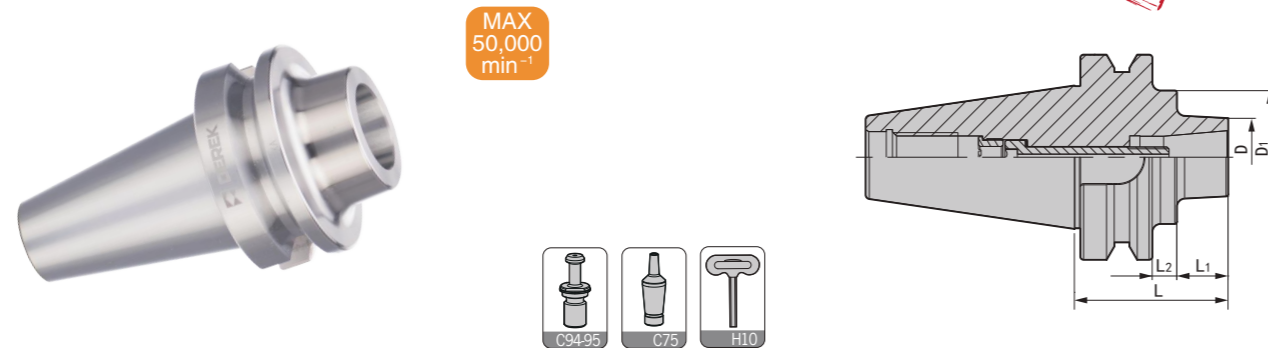
BT-SF Shrink Fit Holder
BT-SF 烧结式热装刀柄 (一体式)

型号 Specification	d	D ₁	D ₂	L	L ₁ (Max)	L ₂ (Min)	T	重量 Weight
BT50- SF25-100	25	44	53	100	58	48	M160Z150-P-D	3.82
SF25-130	25	44	53	130	58	48	M160Z150-P-D	4.05
SF25-160	25	44	53	160	58	48	M160Z150-P-D	4.33
SF25-200	25	44	53	200	58	48	M160Z150-P-D	4.65
SF32-100	32	44	53	100	58	48	M160Z150-P-D	4.00
SF32-130	32	44	53	130	58	48	M160Z150-P-D	4.40
SF32-160	32	44	53	160	58	48	M160Z150-P-D	4.70
SF32-200	32	44	53	200	58	48	M160Z150-P-D	5.00

特点 / Feature

- 动平衡设定: G2.5; 25,000 rpm。
- 3D处径向跳动 ≤ 0.003 mm。
- Balanced: G2.5; 25,000 rpm;
- Runout (X3D): ≤ 0.003 mm.

BT-DSF Shrink Fit Holder
BT-DSF 烧结式热装刀柄 (分体式)



型号 Specification	D	D ₁	L ₁	L ₂	L	拉紧螺钉 Tension screw	止动螺母 Stop nut	T型扳手 Wrench	重量 Weight
BT30- DSF12-60	38	-	13	-	60	E100Z300	ZD12-1	T06	0.40
BT40- DSF12-50	38	-	18	-	50	E100Z300	ZD12-1	T06	1.10
DSF12-75	38	-	48	-	75	E100Z300	ZD12-1	T06-L	1.40
DSF12-135	41	-	108	-	135	E100Z300	ZD12-1	T06-L	2.20
BT50- DSF12-75	38	65	25	12	75	E100Z400	ZD12-1	T06-L	4.00
DSF12-105	41	65	55	12	105	E100Z700	ZD12-1	T06-L	4.40
DSF12-135	41	65	85	12	135	E100Z100	ZD12-1	T06-L	4.70


注: 报价时含扳手。
Notice: Wrench is included.

特点 / Feature

- 动平衡设定: G2.5; 25,000 rpm。
- 3D处径向跳动 ≤ 0.003 mm。
- Balanced: G2.5; 25,000 rpm;
- Runout (X3D): ≤ 0.003 mm.

DC

BT-DC Precision Slim Collet Chuck
BT-DC 小径精密筒夹刀柄



型号 Specification	图示 Figure	D	L ₁	L	适用筒夹 Suit collet	拉紧螺钉 Tension screw	止动螺母 Stop nut	扳手 Wrench	重量 Weight
BT30- DC6-60	A	14	26	60	DC6	E050U350	ZD6-1	T04	0.90
DC6-90	A	14	50	90	DC6	E050U650	ZD6-1	T04	1.10
DC12-70	B	34	48	70	DC12	E100U350	ZD12-1	T08-L	0.60
BT40- DC6-60	A	14	26	60	DC6	E050U450	ZD6-1	T04-L	1.02
DC6-90	A	14	45	90	DC6	E050U450	ZD6-1	T04-L	1.05
DC6-120	A	14	60	120	DC6	E050U800	ZD6-1	T04-L	1.08
DC6-150	A	14	76	150	DC6	E050U1300	ZD6-1	T04-L	1.11
DC8-90	A	22	53	90	DC8	E060U600	ZD8-1	T05-L	1.10
DC8-120	A	22	65	120	DC8	E060U900	ZD8-1	T05-L	1.40
DC10-90	B	28	63	90	DC10	E080U300	ZD10-2	T06-L	1.20
DC10-120	A	28	60	120	DC10	E080U850	ZD10-1	T06-L	1.57
DC12-70	B	34	43	70	DC12	E100U350	ZD12-1	T08-L	1.08
DC12-90	B	34	63	90	DC12	E100U350	ZD12-1	T08-L	1.28
DC12-120	B	34	93	120	DC12	E100U350	ZD12-1	T08-L	1.49
DC12-150	B	34	123	150	DC12	E100U350	ZD12-1	T08-L	1.80
BT50- DC10-110	A	28	57	110	DC10	E080U800	ZD12-1	T06-L	4.20
DC10-150	A	28	75	150	DC10	E080U1200	ZD12-1	T06-L	4.32
DC12-110	B	34	72	110	DC12	E100U350	ZD12-1	T08-L	4.70
DC12-150	A	34	80	150	DC12	E100U1200	ZD12-1	T08-L	5.01

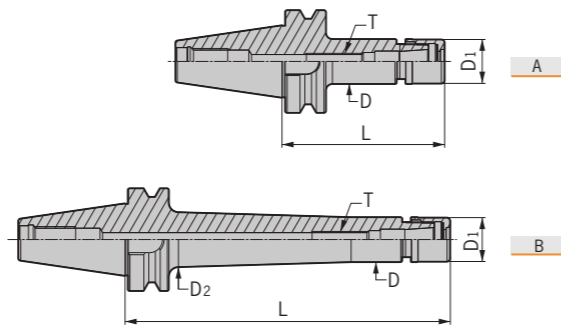
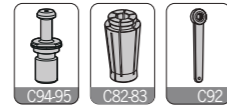
注: 报价时含扳手, 筒夹需单独订购。
Notice: Wrench is included, while collet shall be ordered separately.

特点 / Feature

- 动平衡设定: G2.5; 30,000 rpm。
- 3D处径向跳动 ≤ 0.003 mm。
- Balanced: G2.5; 30,000 rpm;
- Runout (X3D): ≤ 0.003 mm.



MAX
45,000
min⁻¹



型号 Specification	图示 Figure	D	D ₁	D ₂	L	T	适用筒夹 Suit collet	重量 Weight
BT30- GSK6-70	A	20	19.5	-	70	M060F200	DSK6	0.47
GSK6-100	A	20	19.5	-	100	M060F200	DSK6	0.54
GSK10-70	A	27.5	27	-	70	M100F350	DSK10	0.53
GSK10-100	A	27.5	27	-	100	M100F350	DSK10	0.66
GSK16-70	A	40.5	40	-	70	M160F200	DSK16	0.64
GSK16-100	A	40.5	40	-	100	M160F400	DSK16	0.90
GSK16-120	A	40.5	40	-	120	M160F400	DSK16	1.08
GSK16-150	A	40.5	40	-	150	M160F400	DSK16	1.35
GSK20-70	A	48.5	48	-	70	M160F200	DSK20	0.75
GSK20-100	A	48.5	48	-	100	M160F200	DSK20	1.14
GSK25-100	A	55	55	-	100	M200F200-P2	DSK25	1.23
BT40- GSK6-70	A	20	19.5	-	70	M060F200	DSK6	1.06
GSK6-100	A	20	19.5	-	100	M060F200	DSK6	1.13
GSK6-120	A	20	19.5	-	120	M060F200	DSK6	1.18
GSK6-150L	B	20	19.5	26.4	150	M060F200	DSK6	1.31
GSK10-70	A	27.5	27	-	70	M100F200	DSK10	1.10
GSK10-100	A	27.5	27	-	100	M100F350	DSK10	1.23
GSK10-120	A	27.5	27	-	120	M100F350	DSK10	1.32
GSK10-150	A	27.5	27	-	150	M100F350	DSK10	1.44
GSK10-200L	B	27.5	27	33.7	200	M100F350	DSK10	1.79
GSK16-70	A	40.5	40	-	70	M160F200	DSK16	1.18
GSK16-100	A	40.5	40	-	100	M160F400	DSK16	1.45
GSK16-120	A	40.5	40	-	120	M160F400	DSK16	1.62
GSK16-150	A	40.5	40	-	150	M160F400	DSK16	1.89
GSK16-200L	B	40.5	40	45.7	200	M160F400	DSK16	2.49
GSK20-70	A	48.5	48	-	70	M160F200	DSK20	1.28
GSK20-100	A	48.5	48	-	100	M160F400	DSK20	1.68
GSK20-120	A	48.5	48	-	120	M160F400	DSK20	1.94
GSK20-150	A	48.5	48	-	150	M160F400	DSK20	2.34
GSK20-200L	B	48.5	48	55.7	200	M160F400	DSK20	3.16
GSK25-100	A	55	55	-	100	M200F200-P2	DSK25	1.74
GSK25-120	A	55	55	-	120	M200F400-P2	DSK25	2.07
GSK25-150	A	55	55	-	150	M200F400-P2	DSK25	2.57
GSK25-200L	B	55	55	59.9	200	M200F400-P2	DSK25	3.49
BT50- GSK10-105	A	27.5	27	-	105	M100F350	DSK10	3.79
GSK10-135	A	27.5	27	-	135	M100F350	DSK10	3.92
GSK10-165	A	27.5	27	-	165	M100F350	DSK10	4.05
GSK10-200L	B	27.5	27	35.2	200	M100F350	DSK10	4.32

转下页
See next page

型号 Specification	图示 Figure	D	D ₁	D ₂	L	T	适用筒夹 Suit collet	重量 Weight
BT50- GSK16-100	A	40.5	40	-	100	M160F400	DSK16	3.97
GSK16-125	A	40.5	40	-	125	M160F400	DSK16	4.19
GSK16-150	A	40.5	40	-	150	M160F400	DSK16	4.41
GSK16-200L	B	40.5	40	48.4	200	M160F400	DSK16	5.05
GSK16-250L	B	40.5	40	48.4	250	M160F400	DSK16	5.62
GSK20-100	A	48.5	48	-	100	M160F400	DSK20	4.13
GSK20-125	A	48.5	48	-	125	M160F400	DSK20	4.46
GSK20-150	A	48.5	48	-	150	M160F400	DSK20	4.78
GSK20-200	A	48.5	48	-	200	M160F400	DSK20	5.45
GSK20-250L	B	48.5	48	55.4	250	M160F400	DSK20	5.63
GSK20-300L	B	48.5	48	55.4	300	M160F400	DSK20	6.41
GSK25-100	A	55	55	-	100	M200F400-P2	DSK25	4.19
GSK25-125	A	55	55	-	125	M200F400-P2	DSK25	4.59
GSK25-150	A	55	55	-	150	M200F400-P2	DSK25	5.00
GSK25-200	A	55	55	-	200	M200F400-P2	DSK25	5.83
GSK25-250L	B	55	55	61.4	250	M200F400-P2	DSK25	6.00
GSK25-300L	B	55	55	61.4	300	M200F400-P2	DSK25	6.97

注：“T”轴向限位螺钉、筒夹与扳手需单独另购。
Notice: “T” Axial fix screw, collets and wrenches shall be ordered separately.

特点 / Feature

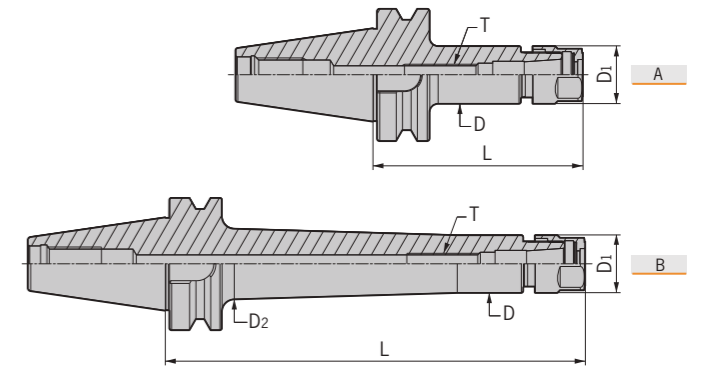
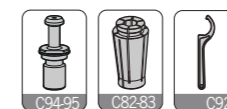
- 动平衡设定: G2.5; 25,000 rpm。
- 内锥面跳动 ≤ 0.003 mm。

- Balanced: G2.5; 25,000 rpm;
- TIR Runout: ≤ 0.003mm.

BT-DSK High Precision Collet Chuck BT-DSK 高速精密筒夹刀柄



MAX
35,000
min⁻¹



型号 Specification	图示 Figure	D	D ₁	D ₂	L	T	适用筒夹 Suit collet	重量 Weight
BT30- DSK6-70	A	20	20	-	70	M060F200	DSK6	0.47
DSK6-100	A	20	20	-	100	M060F200	DSK6	0.54
DSK10-70	A	27.5	27.5	-	70	M100F350	DSK10	0.53
DSK10-100	A	27.5	27.5	-	100	M100F350	DSK10	0.66
DSK16-70	A	40.5	40.5	-	70	M160F200	DSK16	0.64
DSK16-100	A	40.5	40.5	-	100	M160F400	DSK16	0.90
DSK16-120	A	40.5	40.5	-	120	M160F400	DSK16	1.08
DSK16-150	A	40.5	40.5	-	150	M160F400	DSK16	1.35

转下页
See next page

DSK

BT-DSK High Precision Collet Chuck
BT-DSK 高速精密筒夹刀柄

型号 Specification	图示 Figure	D	D ₁	D ₂	L	T	适用筒夹 Suit collet	重量 Weight
BT30- DSK20-70	A	48.5	48.5	-	70	M160F200	DSK20	0.75
DSK20-100	A	48.5	48.5	-	100	M160F200	DSK20	1.14
DSK25-100	A	55	55	-	100	M200F200-P2	DSK25	1.23
BT40- DSK6-70	A	20	20	-	70	M060F200	DSK6	1.06
DSK6-100	A	20	20	-	100	M060F200	DSK6	1.13
DSK6-120	A	20	20	-	120	M060F200	DSK6	1.18
DSK6-150L	B	20	20	26.4	150	M060F200	DSK6	1.31
DSK10-70	A	27.5	27.5	-	70	M100F200	DSK10	1.10
DSK10-100	A	27.5	27.5	-	100	M100F350	DSK10	1.23
DSK10-120	A	27.5	27.5	-	120	M100F350	DSK10	1.32
DSK10-150	A	27.5	27.5	-	150	M100F350	DSK10	1.44
DSK10-200L	B	27.5	27.5	33.7	200	M100F350	DSK10	1.79
DSK16-70	A	40.5	40.5	-	70	M160F200	DSK16	1.18
DSK16-100	A	40.5	40.5	-	100	M160F400	DSK16	1.45
DSK16-120	A	40.5	40.5	-	120	M160F400	DSK16	1.62
DSK16-150	A	40.5	40.5	-	150	M160F400	DSK16	1.89
DSK16-200L	B	40.5	40.5	45.7	200	M160F400	DSK16	2.49
DSK20-70	A	48.5	48.5	-	70	M160F200	DSK20	1.28
DSK20-100	A	48.5	48.5	-	100	M160F400	DSK20	1.68
DSK20-120	A	48.5	48.5	-	120	M160F400	DSK20	1.94
DSK20-150	A	48.5	48.5	-	150	M160F400	DSK20	2.34
DSK20-200L	B	48.5	48.5	55.7	200	M160F400	DSK20	3.16
DSK25-100	A	55	55	-	100	M200F200-P2	DSK25	1.74
DSK25-120	A	55	55	-	120	M200F400-P2	DSK25	2.07
DSK25-150	A	55	55	-	150	M200F400-P2	DSK25	2.57
DSK25-200L	B	55	55	59.9	200	M200F400-P2	DSK25	3.49
BT50- DSK10-105	A	27.5	27.5	-	105	M100F350	DSK10	3.79
DSK10-135	A	27.5	27.5	-	135	M100F350	DSK10	3.92
DSK10-165	B	27.5	27.5	-	165	M100F350	DSK10	4.05
DSK10-200L	A	27.5	27.5	35.2	200	M100F350	DSK10	4.32
DSK16-100	A	40.5	40.5	-	100	M160F400	DSK16	3.97
DSK16-125	A	40.5	40.5	-	125	M160F400	DSK16	4.19
DSK16-150	A	40.5	40.5	-	150	M160F400	DSK16	4.41
DSK16-200L	B	40.5	40.5	48.4	200	M160F400	DSK16	5.05
DSK16-250L	B	40.5	40.5	48.4	250	M160F400	DSK16	5.62
DSK20-100	A	48.5	48.5	-	100	M160F400	DSK20	4.13
DSK20-125	A	48.5	48.5	-	125	M160F400	DSK20	4.46
DSK20-150	A	48.5	48.5	-	150	M160F400	DSK20	4.78
DSK20-200	A	48.5	48.5	-	200	M160F400	DSK20	5.45
DSK20-250L	B	48.5	48.5	55.4	250	M160F400	DSK20	5.63
DSK20-300L	B	48.5	48.5	55.4	300	M160F400	DSK20	6.41
DSK25-100	A	55	55	-	100	M200F400-P2	DSK25	4.19
DSK25-125	A	55	55	-	125	M200F400-P2	DSK25	4.59
DSK25-150	A	55	55	-	150	M200F400-P2	DSK25	5.00
DSK25-200	A	55	55	-	200	M200F400-P2	DSK25	5.83
DSK25-250L	B	55	55	61.4	250	M200F400-P2	DSK25	6.00
DSK25-300L	B	55	55	61.4	300	M200F400-P2	DSK25	6.97

注：“T”轴向限位螺钉、筒夹与扳手需单独另购。
Notice: “T” Axial fix screw, collets and wrenchs shall be ordered separately.

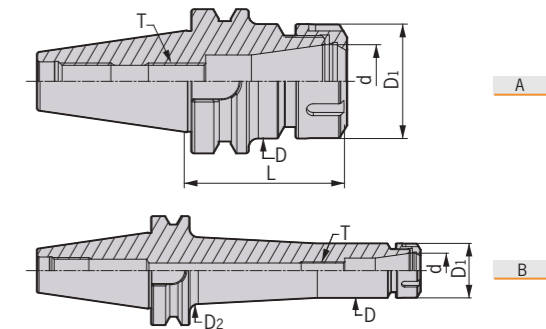

特点 / Feature

■动平衡设定: G2.5; 20,000 rpm。
■内锥面跳动 ≤ 0.003 mm。

■Balanced: G2.5; 20,000 rpm;
■TIR Runout: ≤ 0.003mm.

ER

BT-ER Spring Collet Chuck
BT-ER 弹性筒夹刀柄



型号 Specification	图示 Figure	D	D ₁	D ₂	d	L	T	重量 Weight
BT30- ER16-70	A	28	28	-	16	70	M100F200	0.52
ER16-100	A	28	28	-	16	100	M100F350	0.64
ER16-120	A	28	28	-	16	120	M100F350	0.73
ER20-70	A	34	34	-	20	70	M120F200	0.59
ER20-100	A	34	34	-	20	100	M120F400	0.78
ER20-135	A	34	34	-	20	135	M120F400	1.05
ER25-70	A	42	42	-	25	70	M160F200	0.67
ER25-100	A	42	42	-	25	100	M160F400	0.97
ER25-135	A	42	42	-	25	135	M160F400	1.30
ER32-70	A	50	50	-	32	70	M160F200	0.75
ER32-100	A	50	50	-	32	100	M160F400	1.18
ER40-95	A	63	63	-	40	95	M200F200-P2	1.21
BT40- ER16-70	A	28	28	-	16	70	M100F350	1.10
ER16-100	A	28	28	-	16	100	M100F350	1.19
ER16-125	A	28	28	-	16	125	M100F350	1.30
ER16-150	A	28	28	-	16	150	M100F350	1.44
ER20-70	A	34	34	-	20	70	M120F200	1.22
ER20-100	A	34	34	-	20	100	M120F400	1.33
ER20-125	A	34	34	-	20	125	M120F400	1.50
ER20-150	A	34	34	-	20	150	M120F400	1.66
ER25-70	A	42	42	-	25	70	M160F200	1.22
ER25-100	A	42	42	-	25	100	M160F400	1.49
ER25-125	A	42	42	-	25	125	M160F400	1.71
ER25-150	A	42	42	-	25	150	M160F400	1.97
ER32-70	A	50	50	-	32	70	M160F200	1.27
ER32-100	A	50	50	-	32	100	M160F400	1.70
ER32-150	A	50	50	-	32	150	M160F400	2.39
ER32-200	A	50	50	-	32	200	M160F400	3.12
ER40-80	A	63	63	-	40	80	M200F200-P2	1.66
ER40-100	A	63	63	-	40	100	M200F400-P2	2.10
ER40-120	A	63	63	-	40	125	M200F400-P2	2.60
ER40-150	A	63	63	-	40	150	M200F400-P2	3.30
BT50- ER16-70	A	28	28	-	16	70	M100F350	3.72
ER16-100	A	28	28	-	16	100	M100F350	3.85
ER16-135	A	28	28	-	16	135	M100F350	3.95
ER16-165	A	28	28	-	16	165	M100F350	4.04
ER20-70	A	34	34	-	20	70	M120F400	3.73
ER20-100	A	34	34	-	20	100	M120F400	3.92
ER20-135	A	34	34	-	20	135	M120F400	4.15
ER20-150	A	34	34	-	20	150	M120F400	4.25
ER20-200	A	34	34	-	20	200	M120F400	4.66
ER20-250L	B	34	34	47	20	250	M120F400	5.26
ER25-70	A	42	42	-	25	70	M160F400	3.75
ER25-100	A	42	42	-	25	100	M160F400	4.02

转下页
See next page

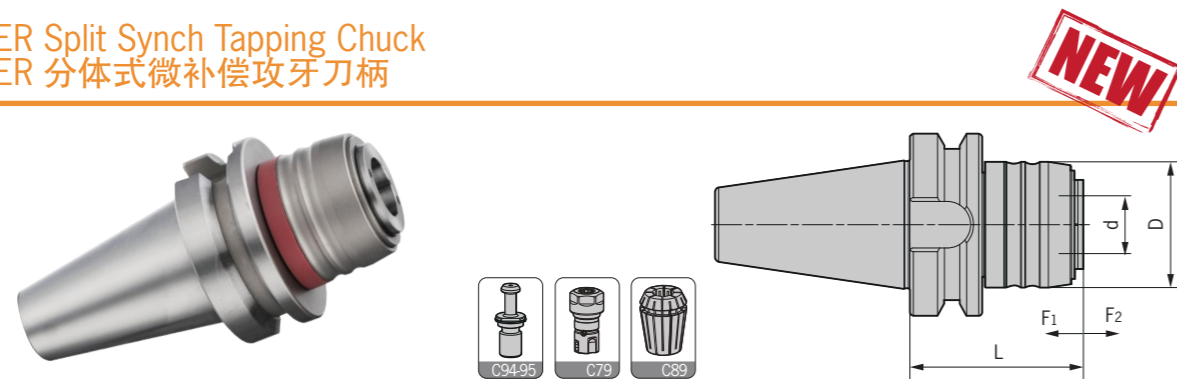
ER/VER

BT-ER Spring Collet Chuck
BT-ER 弹性筒夹刀柄

型号 Specification	图示 Figure	D	D ₁	D ₂	d	L	T	重量 Weight
BT50- ER25-125	A	42	42	-	25	125	M160F400	4.26
ER25-150	A	42	42	-	25	150	M160F400	4.54
ER25-200	A	42	42	-	25	200	M160F400	5.01
ER25-250L	B	42	42	54	25	250	M160F400	5.89
ER32-80	A	50	50	-	32	80	M160F400	3.91
ER32-100	A	50	50	-	32	100	M160F400	4.07
ER32-120	A	50	50	-	32	120	M160F400	4.35
ER32-150	A	50	50	-	32	150	M160F400	4.82
ER32-200	A	50	50	-	32	200	M160F400	5.32
ER32-250	A	50	50	-	32	250	M160F400	5.92
ER32-300	A	50	50	-	32	300	M160F400	6.90
ER40-80	A	63	63	-	40	80	M200F400-P2	4.04
ER40-100	A	63	63	-	40	100	M200F400-P2	4.48
ER40-120	A	63	63	-	40	120	M200F400-P2	4.96
ER40-150	A	63	63	-	40	150	M200F400-P2	5.51
ER40-200	A	63	63	-	40	200	M200F400-P2	6.72

注：“T”轴向限位螺钉、筒夹与扳手需单独另购。
Notice: “T” Axial fix screw, collets and wrenches shall be ordered separately.

BT- VER Split Synch Tapping Chuck
BT- VER 分体式微补偿攻牙刀柄



型号 Specification	D	d	L	F ₁	F ₂	攻牙能力 Tapping capacity	适用延长杆 Suit extender	重量 Weight
BT30- VER16-57	43.5	20	57	0.2	1	M3-M12	VER16-M24/L55	0.65
VER20-72	52	25	72	0.2	1	M5-M16	VER20-M26/L75	0.75
BT40- VER16-61	43.5	20	61	0.2	1	M3-M12	VER16-M24/L55	1.05
VER20-72	52	25	72	0.2	1	M5-M16	VER20-M26/L75	1.20
VER25-82	60	32	82	0.2	1	M6-M20	VER25-M28/L86	1.35
VER32-98	72	40	98	0.2	1	M10-M24	VER32-M30/L90	1.68
VER40-107	87	50	107	0.2	1	M14-M33	VER40-M32/L95	1.95
BT50- VER16-72	43.5	20	72	0.2	1	M3-M12	VER16-M24/L55	3.55
VER20-83	52	25	83	0.2	1	M5-M16	VER20-M26/L75	3.45
VER25-93	60	32	93	0.2	1	M6-M20	VER25-M28/L86	3.88
VER32-109	72	40	109	0.2	1	M10-M24	VER32-M30/L90	4.22
VER40-124	87	50	124	0.2	1	M14-M33	VER40-M32/L95	4.65

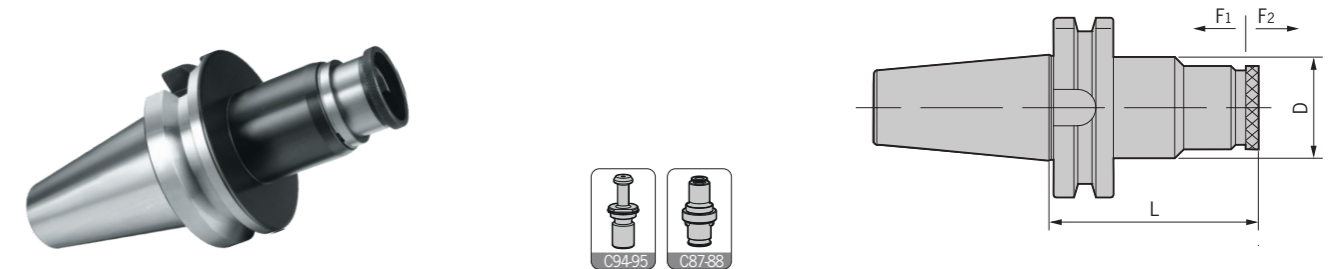
注：延长杆、筒夹和扳手需单独订购。
Notice: Extender, collets and wrenches shall be ordered separately.

特点 / Feature

- 显著提高丝锥使用寿命80%以上。
- 有效提高加工生产效率2-4倍。
- 明显提高表面加工质量与精度。
- 选用ER攻丝专用筒夹夹持。
- 无需依赖设备精度。
- 挤压丝锥首选。
- Tap tool life increased by 80% and above;
- Work efficiency increased 2 to 4 times;
- Better surface quality;
- With ER tapping collet;
- Best choice for squeeze taps.

TPM

BT-TPM Tapping Chuck With High Rigidity
BT-TPM 扭力伸缩攻牙刀柄



型号 Specification	D	F ₁	F ₂	L	适用筒夹 Suit collet	攻牙能力 Tapping capacity	重量 Weight
BT30- TPM316	50	10	20	111.6	TPD316	M3-M16	0.75
TPM830	66	10	25	148.6	TPD830	M8-M30	0.80
BT40- TPM316	50	10	20	101	TPD316	M3-M16	1.56
TPM830	66	10	25	141	TPD830	M8-M30	2.62
BT50- TPM316	50	10	20	118	TPD316	M3-M16	4.24
TPM830	66	10	25	130.2	TPD830	M8-M30	4.77

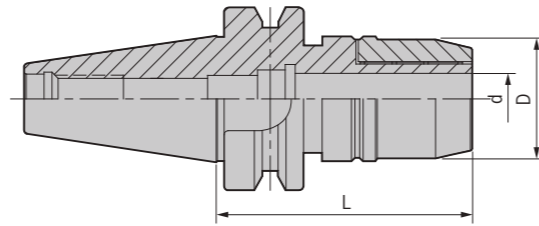
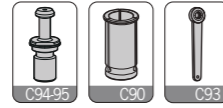
注：筒夹需单独订购。
Notice: Collets shall be ordered separately.

HPM

BT-HPM High-Speed Power Chuck
BT-HPM 高速强力刀柄



MAX
30,000
min⁻¹



型号 Specification	范围 Range	D	d	L	适用筒夹 Suit collet	重量 Weight
BT30- HPM16-70	3-16	46	16	70	SC16	1.40
	HPM20-75	6-20	55	75	SC20	1.80
BT40- HPM16-70	3-16	46	16	70	SC16	1.60
	HPM16-105	3-16	46	105	SC16	1.80
	HPM16-135	3-16	46	135	SC16	2.30
	HPM20-80	6-20	55	80	SC20	2.40
	HPM20-105	6-20	55	105	SC20	2.50
	HPM20-135	6-20	55	135	SC20	2.80
	HPM32-105	6-32	68	32	SC32	2.80
	HPM32-135	6-32	68	32	SC32	3.00
	BT50- HPM16-90	3-16	46	16	90	SC16
HPM16-110		3-16	46	110	SC16	4.10
HPM16-135		3-16	46	135	SC16	4.30
HPM16-150		3-16	46	150	SC16	4.50
HPM20-105		6-20	55	105	SC20	4.50
HPM20-135		6-20	55	135	SC20	4.70
HPM20-150		6-20	55	150	SC20	4.90
HPM32-110		6-32	68	32	SC32	5.20
HPM32-135		6-32	68	32	SC32	5.90
HPM32-165	6-32	68	32	SC32	6.60	

注：扳手和筒夹需单独订购。
Notice: Wrenches and collets shall be ordered separately.

特点 / Feature

- 动平衡设定: G2.5; 20,000 rpm。
- 3D处径向跳动 ≤ 0.01 mm。

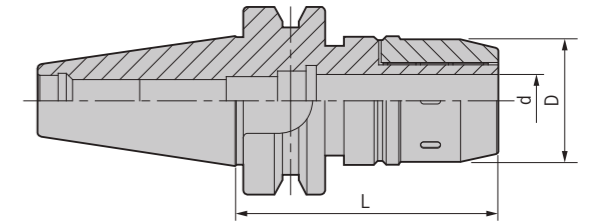
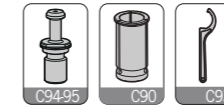
- Balanced: G2.5; 20,000 rpm;
- Runout (X3D): ≤ 0.01 mm.

HPC

BT-HPC High-Speed Power Chuck
BT-HPC 高速强力刀柄



MAX
30,000
min⁻¹



型号 Specification	范围 Range	D	d	L	适用筒夹 Suit collet	重量 Weight
BT30- HPC16-75	3-16	50	16	70	SC16	1.40
	HPC20-75	6-20	51.5	75	SC20	1.80
BT40- HPC16-75	3-16	50	16	70	SC16	1.60
	HPC16-105	3-16	50	105	SC16	1.80
	HPC16-135	3-16	50	135	SC16	2.30
	HPC20-80	6-20	51.5	80	SC20	2.40
	HPC20-105	6-20	51.5	105	SC20	2.50
	HPC20-135	6-20	51.5	135	SC20	2.80
	HPC32-105	6-32	70.5	32	SC32	2.80
	HPC32-135	6-32	70.5	32	SC32	3.00
	BT50- HPC16-90	3-16	50	16	90	SC16
HPC16-110		3-16	50	110	SC16	4.10
HPC16-135		3-16	50	135	SC16	4.30
HPC16-150		3-16	50	150	SC16	4.50
HPC20-105		6-20	51.5	105	SC20	4.50
HPC20-135		6-20	51.5	135	SC20	4.70
HPC20-150		6-20	51.5	150	SC20	4.90
HPC32-110		6-32	70.5	32	SC32	5.20
HPC32-135		6-32	70.5	32	SC32	5.90
HPC32-165	6-32	70.5	32	SC32	6.60	

注：报价时含扳手，筒夹需单独订购。
Notice: Wrench is included, while collet is to be ordered separately.

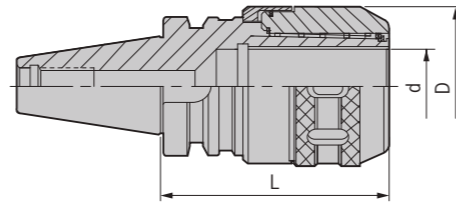
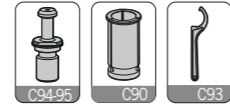
特点 / Feature

- 动平衡设定: G6.3; 15,000 rpm。
- 3D处径向跳动 ≤ 0.01 mm。

- Balanced: G6.3; 15,000 rpm;
- Runout (X3D): ≤ 0.01 mm.

MLC

BT-MLC Power Chuck
BT-MLC 强力刀柄



型号 Specification	范围 Range	D	d	L	适用筒夹 Suit collet	重量 Weight	
BT30-	MLC20-80	6-20	53	20	80	SC20	1.59
	MLC20-100	6-20	53	20	100	SC20	1.73
BT40-	MLC16-75	6-16	51.5	16	75	SC16	1.50
	MLC16-110	6-16	51.5	16	110	SC16	1.62
	MLC20-80	6-20	53	20	80	SC20	1.85
	MLC20-100	6-20	53	20	100	SC20	2.11
	MLC20-135	6-20	53	20	135	SC20	2.65
	MLC25-85	6-25	62.5	25	85	SC25	1.80
	MLC25-120	6-25	62.5	25	120	SC25	2.10
	MLC32-105	6-32	72	32	105	SC32	2.28
	MLC32-135	6-32	72	32	135	SC32	5.44
	BT50-	MLC16-90	6-16	51.5	16	90	SC16
MLC16-120		6-16	51.5	16	120	SC16	4.70
MLC20-105		6-20	53	20	105	SC20	2.87
MLC20-150		6-20	53	20	150	SC20	4.30
MLC25-100		6-25	62.5	25	100	SC25	4.57
MLC25-135		6-25	62.5	25	135	SC25	4.89
MLC32-110		6-32	72	32	110	SC32	5.44
MLC32-135		6-32	72	32	135	SC32	6.19
MLC32-165		6-32	72	32	165	SC32	6.95
MLC42-115		6-42	87.5	42	115	SC42	5.50
MLC42-135		6-42	87.5	42	135	SC42	6.43
MLC42-165		6-42	87.5	42	165	SC42	7.65

注：报价时含扳手，筒夹需单独订购。
Notice: Wrench is included, while collet shall be ordered separately.

特点 / Feature

- 3D处径向跳动 ≤ 0.01 mm.
- Runout (X3D): ≤ 0.01 mm.

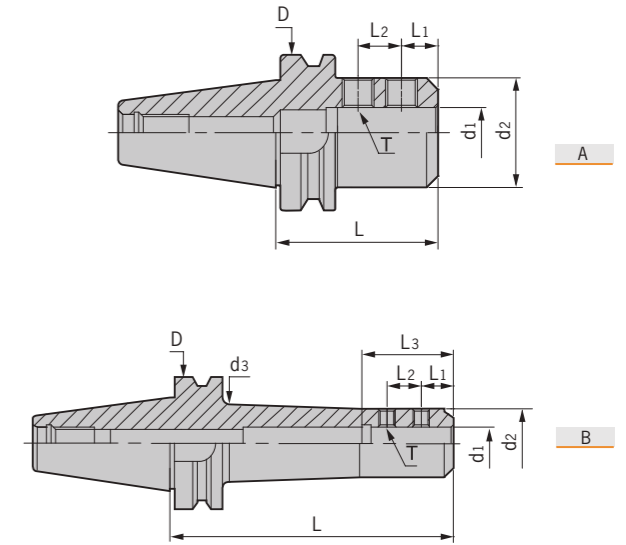
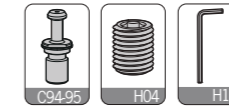
BT-MLC Power Chuck Kit
BT-MLC 强力筒夹本体套装组

型号 Specification	筒夹 Collet	数量 PCS/SET	重量 Weight
BT40-	MLC20-100-5PCS	SC20-6,8,10,12,16	5 7.30
	MLC32-105-7PCS	SC32-6,8,10,12,16,20,25	7 7.80
BT50-	MLC20-105-5PCS	SC20-6,8,10,12,16	5 7.50
	MLC32-110-7PCS	SC32-6,8,10,12,16,20,25	7 8.40
	MLC42-115-8PCS	SC42-6,8,10,12,16,20,25,32	8 11.40



SLN

BT-SLN Side-lock Holder
BT-SLN 侧固式刀柄

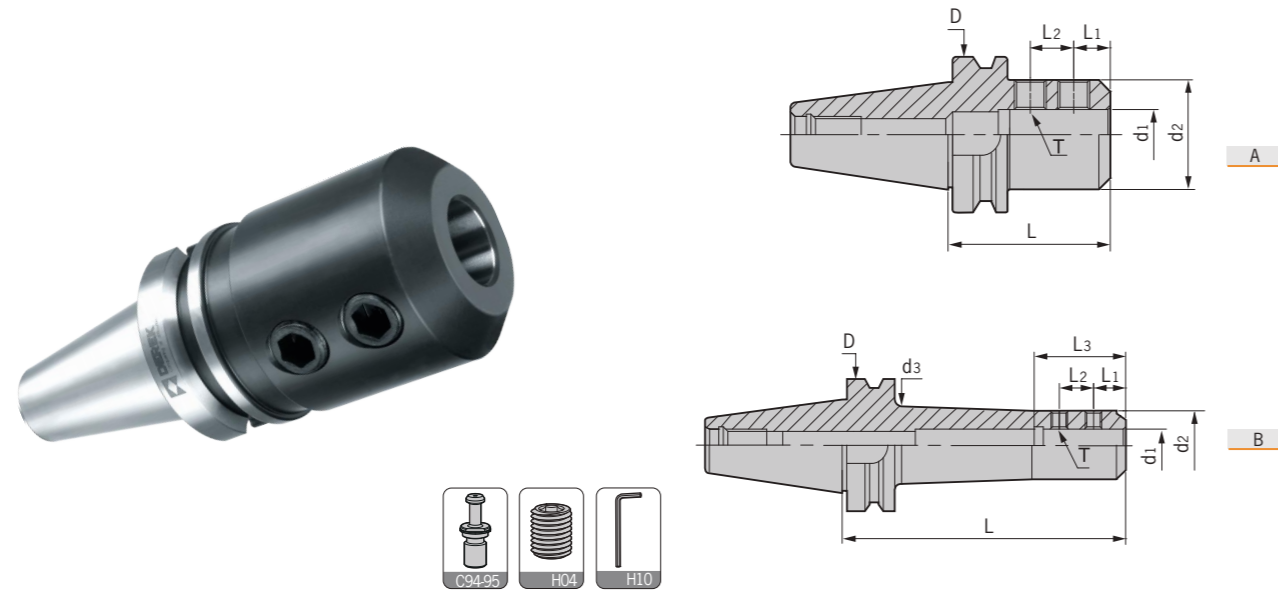


型号 Specification	图示 Figure	D	d ₁	d ₂	d ₃	L	L ₁	L ₂	L ₃	侧面压紧螺钉 Side-lock screw	重量 Weight	
BT30-	SLN6-60	A	46	6	25	-	60	18	-	40	M060U100	0.52
	SLN8-60	A	46	8	28	-	60	18	-	40	M080U100	0.55
	SLN10-60	A	46	10	35	-	60	20	-	44	M100U120	0.63
	SLN12-60	A	46	12	42	-	60	22.5	-	49	M120U160	0.72
	SLN16-75	A	46	16	48	-	75	24	-	52	M140U160	1.00
BT40-	SLN20-75	A	46	20	52	-	75	25	-	54	M160U160	1.04
	SLN25-90	A	46	25	65	-	90	24	25	60	M180Z200P	1.76
	SLN6-50	A	63	6	25	-	50	18	-	40	M060U080	1.06
	SLN6-100	A	63	6	25	-	100	18	-	40	M060U100	1.23
	SLN8-50	A	63	8	28	-	50	18	-	40	M080U100	1.07
	SLN8-100	A	63	8	28	-	100	18	-	40	M080U100	1.30
	SLN10-63	A	63	10	35	-	63	20	-	44	M100U120	1.21
	SLN10-100	A	63	10	35	-	100	20	-	44	M100U120	1.50
	SLN12-63	A	63	12	42	-	63	22.5	-	49	M120U160	1.30
	SLN12-100	A	63	12	42	-	100	22.5	-	49	M120U160	1.68
	SLN16-63	A	63	16	48	-	63	24	-	52	M140U160	1.35
	SLN16-100	A	63	16	48	-	100	24	-	52	M140U160	1.81
	SLN20-63	A	63	20	52	-	63	25	-	54	M160U160	1.43
	SLN20-100	A	63	20	52	-	100	25	-	54	M160U160	1.86
	SLN25-100	A	63	25	65	-	100	24	25	60	M180Z200P	2.02
SLN32-100	A	63	32	72	-	100	24	28	64	M200Z200P	2.50	

转下页
See next page

SLN

BT-SLN Side-lock Holder
BT-SLN 侧固式刀柄

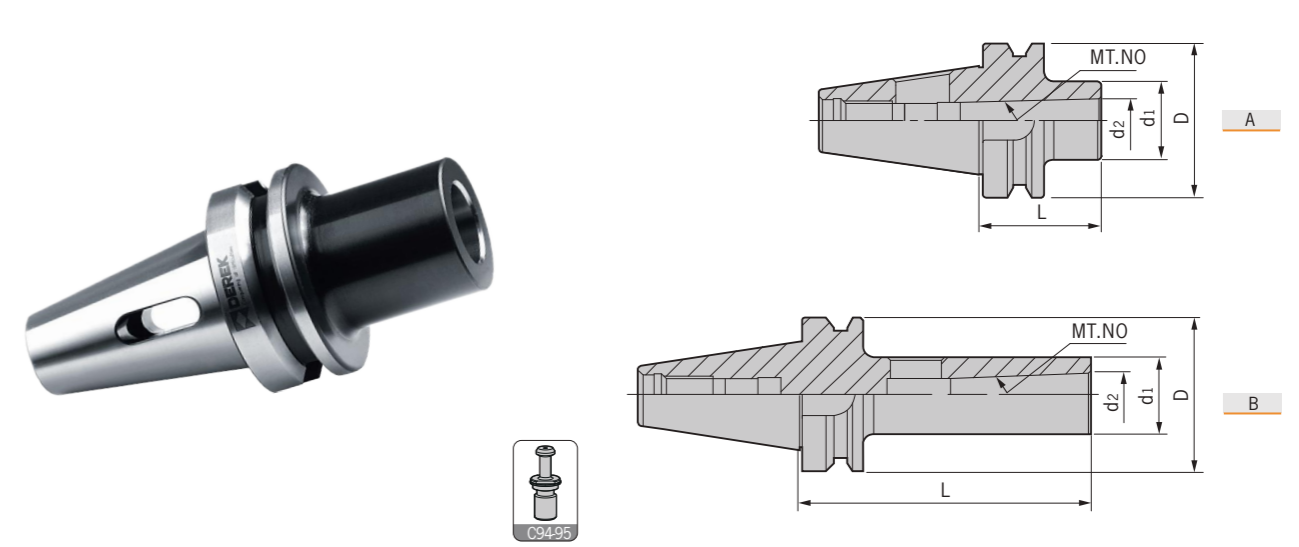


型号 Specification	图示 Figure	D	d ₁	d ₂	d ₃	L	L ₁	L ₂	L ₃	侧面压紧螺钉 Side-lock screw	重量 Weight
BT50- SLN6-63	A	100	6	25	-	63	18	-	40	M060U100	3.75
SLN6-100	A	100	6	25	-	100	18	-	40	M060U100	4.06
SLN8-63	A	100	8	28	-	63	18	-	40	M080U100	3.75
SLN8-100	A	100	8	28	-	100	18	-	40	M080U100	4.13
SLN10-65	A	100	10	35	-	65	20	-	44	M100U120	3.81
SLN10-100	A	100	10	35	-	100	20	-	44	M100U120	4.06
SLN12-80	A	100	12	42	-	80	22.5	-	49	M120U160	4.03
SLN12-125	A	100	12	42	-	125	22.5	-	49	M120U160	4.5
SLN16-80	A	100	16	48	-	80	24	-	52	M140U160	4.08
SLN16-125	A	100	16	48	-	125	24	-	52	M140U160	4.66
SLN16-165L	B	100	16	48	53	165	24	-	52	M140U160	5.29
SLN20-80	A	100	20	52	-	80	25	-	54	M160U160	4.08
SLN20-125	A	100	20	52	-	125	25	-	54	M160U160	4.81
SLN20-165L	B	100	20	52	59	165	25	-	54	M160U160	5.48
SLN20-210L	B	100	20	52	59	210	25	-	54	M160U160	6.24
SLN25-100	A	100	25	65	-	100	24	25	60	M180Z200P	4.82
SLN25-165L	B	100	25	65	70	165	24	25	60	M180Z200P	6.77
SLN25-210L	B	100	25	65	70	210	24	25	60	M180Z200P	7.93
SLN32-105	A	100	32	72	-	105	24	28	64	M200Z200P	5.14
SLN32-165L	B	100	32	72	77	165	24	28	64	M200Z200P	7.09
SLN32-210L	B	100	32	72	77	210	24	28	64	M200Z200P	8.45
SLN40-115	A	100	40	90	-	115	30	32	74	M200Z250P	6.17
SLN42-120	A	100	42	90	-	120	30	32	81	M200Z250P	6.32
SLN42-210L	B	100	42	90	95	210	30	32	81	M200Z250P	11.09
SLN50-120	A	100	50	99	-	120	35	35	86	M240Z250P	6.81
SLN50.8-120	A	100	50.8	98	-	120	33	34.54	90	M200Z250P	5.76

注：扳手需单独订购。
Notice: Wrenches shall be ordered separately.

MTA

BT-MTA Morse Taper Holder
BT-MTA 莫氏锥套刀柄 (钻头套筒)



型号 Specification	莫氏锥度 MT.NO	图示 Figure	D	d ₁	d ₂	L	重量 Weight
BT30- MTA1-45	1	A	46	25	12.065	45	0.55
MTA1-105	1	B	46	25	12.065	105	0.80
MTA2-60	2	A	46	32	17.780	60	0.60
MTA2-120	2	B	46	32	17.780	120	0.90
MTA3-80	3	A	46	40	23.825	80	0.80
BT40- MTA1-45	1	A	63	25	12.065	45	1.05
MTA1-120	1	B	63	25	12.065	120	1.28
MTA2-50	2	A	63	32	17.780	50	1.00
MTA2-120	2	B	63	32	17.780	120	1.41
MTA3-70	3	A	63	40	23.825	70	1.13
MTA3-135	3	B	63	40	23.825	135	1.75
MTA4-95	4	A	63	48	31.267	95	1.35
MTA4-165	4	B	63	48	31.267	165	2.30
BT50- MTA1-45	1	A	100	25	12.065	45	3.59
MTA1-120	1	B	100	25	12.065	120	3.88
MTA1-180	1	B	100	25	12.065	180	4.12
MTA2-60	2	A	100	32	17.780	60	3.64
MTA2-135	2	B	100	32	17.780	135	4.17
MTA2-180	2	B	100	32	17.780	180	4.39
MTA3-65	3	A	100	40	23.825	65	3.60
MTA3-150	3	B	100	40	23.825	150	4.40
MTA3-180	3	B	100	40	23.825	180	4.73
MTA4-95	4	A	100	48	31.267	95	3.88
MTA4-180	4	B	100	48	31.267	180	5.00
MTA5-105	5	A	100	63	44.399	105	3.74

加工中心刀柄
TOOL HOLDERS

可锁刀柄
Adjustable chuck

BT刀柄
BT holder

BT刀柄
BT holder

SK刀柄
SK holder

刀柄配件
Holder accessories

加工中心刀柄
TOOL HOLDERS

可锁刀柄
Adjustable chuck

BT刀柄
BT holder

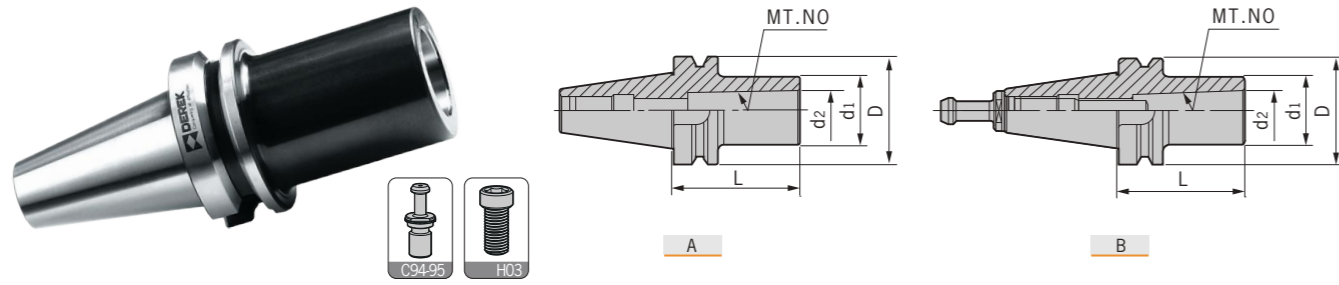
BT刀柄
BT holder

SK刀柄
SK holder

刀柄配件
Holder accessories

MTB/SPU

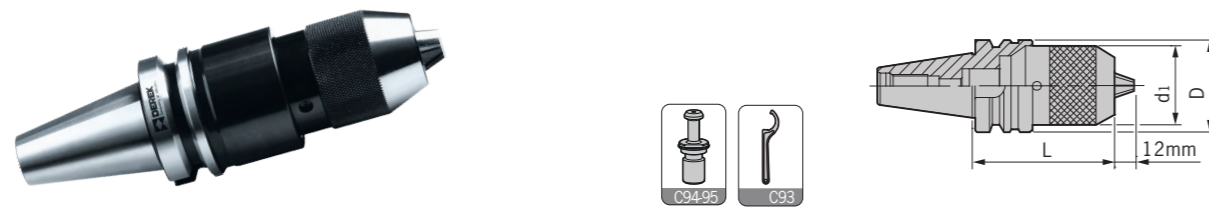
BT-MTB Morse Taper Holder
BT-MTB 莫氏锥套刀柄 (螺丝锁紧)



型号 Specification	莫氏锥度 MT.NO	图示 Figure	D	d ₁	d ₂	L	拉紧螺钉 Tension screw	范围 Range	重量 Weight
BT30-	MTB1-45	1	46	25	12.065	45	E060U250	Φ10-Φ14	0.55
	MTB2-60	2	46	32	17.780	60	BT30-45-MT2	Φ16-Φ22	0.60
BT40-	MTB1-45	1	63	25	12.065	45	E060U250	Φ10-Φ14	1.00
	MTB2-50	2	63	32	17.780	50	E100Z300-MTB	Φ16-Φ22	1.02
	MTB3-75	3	63	40	23.825	75	BT40-45-MT3	Φ24-Φ32	1.19
BT50-	MTB4-90	4	63	48	31.267	90	BT40-45-MT4	Φ32-Φ50	1.33
	MTB1-45	1	100	25	12.065	45	E060U250	Φ10-Φ14	3.30
	MTB2-45	2	100	32	17.780	45	E100U350	Φ16-Φ22	3.57
	MTB3-60	3	100	40	23.825	60	E120U400	Φ24-Φ32	3.61
	MTB4-75	4	100	50	31.267	75	E160Z400-MTB	Φ32-Φ50	3.68
MTB5-120	5	B	100	70	44.399	120	BT50-45-MT5	Φ55-Φ60	4.10

注: 报价时含拉紧螺钉。
Notice: Tension screw is included.

BT-SPU Drill Chuck Holder
BT-SPU 直结式钻夹头刀柄



型号 Specification	D	d ₁	d ₂	L	夹持范围 Range	重量 Weight	
BT30-	SPU8-80	46	37	8	80	0-8	0.72
	SPU13-110	46	50	13	110	0.3-13	1.62
	SPU16-120	46	57	16	120	3-16	1.70
BT40-	SPU8-85	63	37	8	85	0-8	1.36
	SPU13-100	63	50	13	100	0.3-13	1.76
	SPU13-130	63	50	13	130	0.3-13	2.47
	SPU16-105	63	57	16	105	3-16	2.18
BT50-	SPU8-90	100	37	8	90	0-8	4.32
	SPU13-100	100	50	13	100	0.3-13	4.98
	SPU13-130	100	50	13	130	0.3-13	5.50
	SPU13-180	100	50	13	180	0.3-13	6.06
	SPU16-105	100	57	16	105	3-16	4.78
	SPU16-130	100	57	16	130	3-16	5.24
	SPU16-190	100	57	16	190	3-16	6.66

注: 报价时含扳手。
Notice: Wrench is included.

特点 / Feature

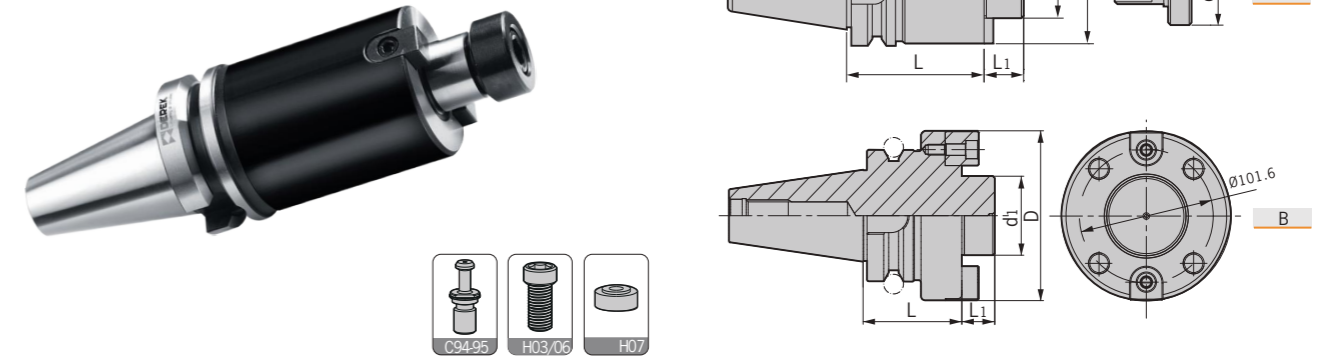
■3D处径向跳动 ≤ 0.05 mm.

■Runout (X3D): ≤ 0.05 mm.

DEREK

FMA

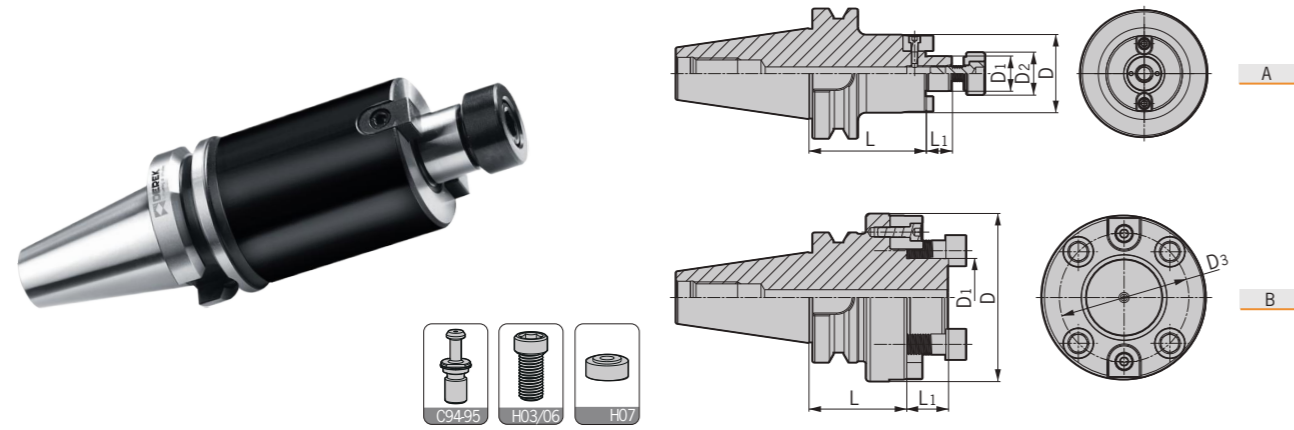
BT-FMA Face Mill Holder
BT-FMA 平面铣刀柄 (直柄式)



型号 Specification	图示 Figure	D	D ₁	D ₂	L	L ₁	刀盘锁紧螺钉 Locking screw for cutter	垫圈 Washer	重量 Weight	
BT30-	FMA25.4-45	A	50	25.4	18	45	20	E120U300	-	0.80
	FMA25.4-60	A	50	25.4	18	60	20	E120U300	-	1.04
	FMA31.75-45	A	60	31.75	40	45	22	E160U350	-	1.00
BT40-	FMA25.4-45	A	50	25.4	18	45	20	E120U300	-	1.36
	FMA25.4-60	A	50	25.4	18	60	20	E120U300	-	1.59
	FMA25.4-90	A	50	25.4	18	90	20	E120U300	-	2.05
	FMA25.4-105	A	50	25.4	18	105	20	E120U300	-	2.28
	FMA31.75-45	A	60	31.75	40	45	22	E160U350	FM-2	1.65
	FMA31.75-75	A	60	31.75	40	75	22	E160U350	FM-2	2.33
BT50-	FMA31.75-90	A	60	31.75	40	90	22	E160U350	FM-2	2.66
	FMA38.10-60	A	75	38.1	50	60	25	E160U350	FM-3	2.49
	FMA25.4-45	A	50	25.4	18	45	20	E120U300	-	3.85
	FMA25.4-90	A	50	25.4	18	90	20	E120U300	-	4.56
	FMA25.4-150	A	50	25.4	18	150	20	E120U300	-	5.48
	FMA31.75-45	A	60	31.75	40	45	22	E160Z350-40	-	4.07
	FMA31.75-75	A	60	31.75	40	75	22	E160Z350-40	-	4.72
	FMA31.75-105	A	60	31.75	40	105	22	E160Z350-40	-	5.34
	FMA38.10-45	A	80	38.1	50	45	25	E160Z350-50	-	4.35
	FMA38.10-75	A	80	38.1	50	75	25	E160Z350-50	-	5.29
	FMA50.80-45	A	95	50.8	65	45	27.5	E240Z350-65	-	4.80
FMA50.80-75	A	95	50.8	65	75	27.5	E240Z350-65	-	6.46	
FMA47.625F-75	B	129	47.625	-	75	32	E160U500	-	8.06	

FMB

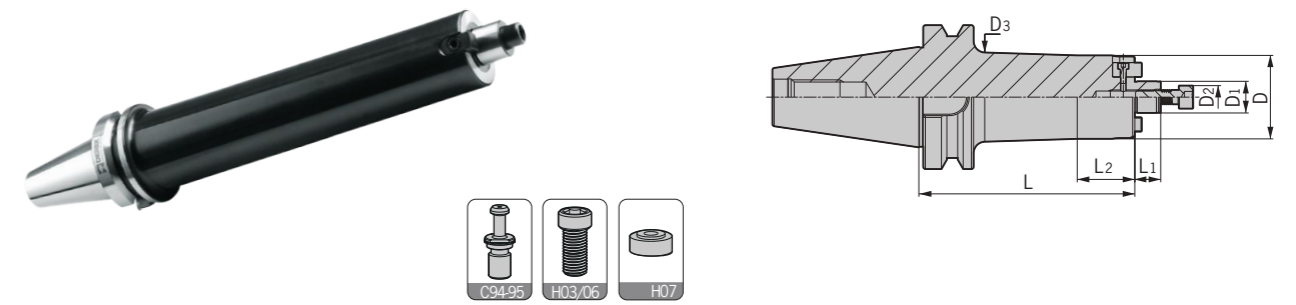
BT-FMB Face Mill Holder
BT-FMB 平面铣刀柄 (直柄式)



型号 Specification	图示 Figure	D	D ₁	D ₂	D ₃	L	L ₁	刀盘锁紧螺钉 Locking screw for cutter	垫圈 Washer	出水 Water hole	重量 Weight
BT30- FMB22C-45	A	48	22	16	-	45	18	E100U300	-	√	0.74
FMB27C-45	A	60	27	33	-	45	20	E120U300	FM-1	√	0.90
FMB32C-50	A	78	32	40	-	50	22	E160U350	FM-2	√	1.60
BT40- FMB22C-60	A	48	22	16	-	60	18	E100U300	-	√	1.31
FMB22C-100	A	48	22	16	-	100	18	E100U300	-	√	2.05
FMB22-150	A	48	22	16	-	150	18	E100U300	-	-	2.70
FMB22-200	A	48	22	16	-	200	18	E100U300	-	-	3.43
FMB27C-60	A	60	27	33	-	60	20	E120U300	FM-1	√	1.50
FMB27C-100	A	60	27	33	-	100	20	E120U300	FM-1	√	2.70
FMB32C-50	A	78	32	40	-	50	22	E160U350	FM-2	√	2.00
FMB32C-100	A	78	32	40	-	100	22	E160U350	FM-2	√	3.80
FMB40C-60	A	85	40	50	-	60	25	E200Z350-50	-	√	2.50
BT50- FMB22C-45	A	48	22	16	-	45	18	E100U300	-	√	3.80
FMB22C-100	A	48	22	16	-	100	18	E100U300	-	√	4.60
FMB22-150	A	48	22	16	-	150	18	E100U300	-	-	5.27
FMB22-200	A	48	22	16	-	200	18	E100U300	-	-	5.97
FMB27C-50	A	60	27	33	-	50	20	E120U300	FM-1	√	4.10
FMB27C-100	A	60	27	33	-	100	20	E120U300	FM-1	√	5.10
FMB27-150	A	60	27	33	-	150	20	E120U300	FM-1	-	6.25
FMB27-200	A	60	27	33	-	200	20	E120U300	FM-1	-	7.37
FMB27-250	A	60	27	33	-	250	20	E120U300	FM-1	-	8.51
FMB32C-50	A	78	32	40	-	50	22	E160U350	FM-2	√	4.40
FMB32C-100	A	78	32	40	-	100	22	E160U350	FM-2	√	5.79
FMB32-150	A	78	32	40	-	150	22	E160Z350-40	-	-	7.10
FMB40C-50	A	85	40	50	-	50	25	E200Z350-50	-	√	4.57
FMB40C-100	A	85	40	50	-	100	25	E200Z350-50	-	√	6.45
FMB40F-75	B	89	40	-	66.7	75	25	E120U450	-	-	5.80
FMB60F-75	B	129	60	-	101.6	75	32	E160U500	-	-	8.30

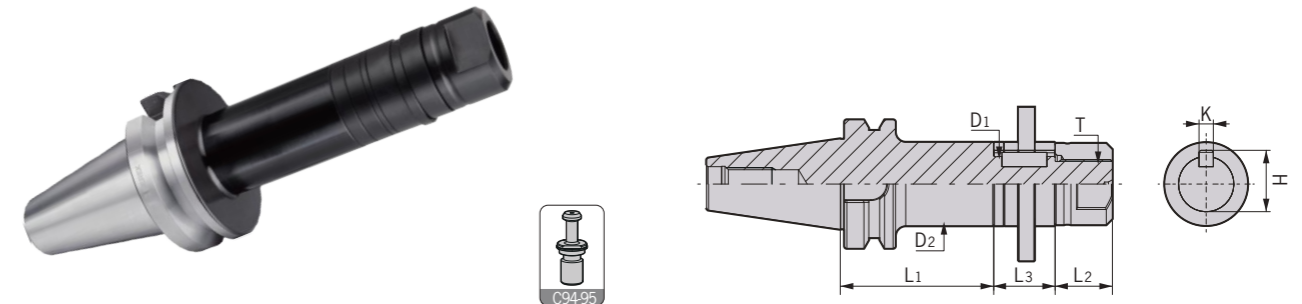
FMB/DSC

BT-FMB-BG Face Mill Holder With Extra Taper Shank
BT-FMB-BG 平面铣刀柄 (加长斜度柄)



型号 Specification	D	D ₁	D ₂	D ₃	L	L ₁	L ₂	刀盘锁紧螺钉 Locking screw for cutter	重量 Weight
BT40- FMB22-150BG	48	22	16	50	150	18	40	E100U300	2.83
FMB22-200BG	48	22	16	50	200	18	40	E100U300	3.57
FMB22-250BG	48	22	16	50	250	18	40	E100U300	4.29
FMB22-300BG	48	22	16	50	300	18	40	E100U300	5.04
BT50- FMB22-150BG	58	22	16	62.5	150	18	40	E100U300	6.17
FMB22-200BG	58	22	16	62.5	200	18	40	E100U300	7.28
FMB22-250BG	58	22	16	62.5	250	18	40	E100U300	8.41
FMB22-300BG	58	22	16	62.5	300	18	40	E100U300	9.55

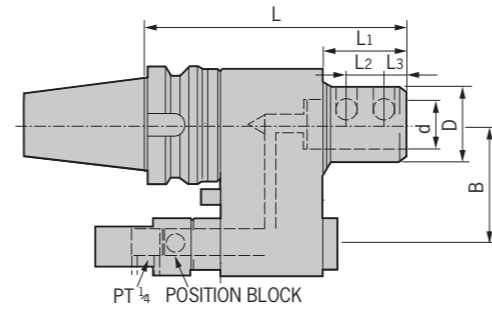
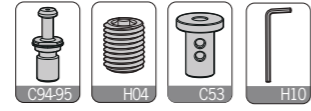
BT-DSC Side Cutter Holder
BT-DSC 侧铣刀柄



型号 Specification	L ₁	L ₂	L ₃	D ₁	D ₂	K	H	T	重量 Weight
BT40- DSC22-75	75	22	30	22	34	6	24.3	M20*1.5P	1.69
DSC22-120	120	22	30	22	34	6	24.3	M20*1.5P	2.01
DSC27-75	75	28	30	27	41	7	30	M24*1.5P	2.06
DSC27-120	120	28	30	27	41	7	30	M24*1.5P	2.52
DSC32-90	90	32	30	32	47	8	35.5	M30*1.5P	2.68
BT50- DSC22-90	90	22	30	22	34	6	24.3	M20*1.5P	4.40
DSC22-135	135	22	30	22	34	6	24.3	M20*1.5P	4.72
DSC27-90	90	28	30	27	41	7	30	M24*1.5P	4.78
DSC27-135	135	28	30	27	41	7	30	M24*1.5P	5.25
DSC32-90	90	32	30	32	47	8	35.5	M30*1.5P	5.21
DSC32-135	135	32	30	32	47	8	35.5	M30*1.5P	5.82
DSC40-90	90	40	30	40	55	10	43.7	M36*2.0P	5.93
DSC40-135	135	40	30	40	55	10	43.7	M36*2.0P	6.76

SLO/CSO/PB

BT-SLO Oil-feed Holder
BT-SLO 油路刀柄

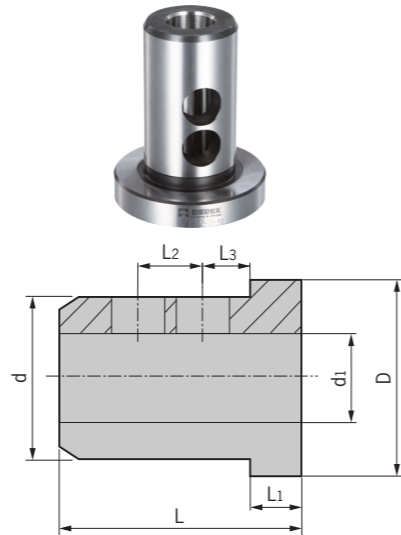


型号 Specification	D	d	L ₁	L ₂	L ₃	L	B	侧面压紧螺钉 Side-lock screw	扳手 Wrench	重量 Weight
BT40- SLO32-150	72	32	50	15	15	150	60/65	M120U200	L06D	5.33/5.35
SLO40-150	72	40	50	18	19	150	60/65	M140U200	L06D	5.04/5.07
BT50- SLO32-160	72	32	50	15	15	160	80/82	M120U200	L06D	8.63/8.65
SLO40-160	72	40	50	18	19	160	80/82	M140U200	L06D	8.33/8.35

注：报价时含扳手，请于订购时，依据机台规格确认中心距离B的尺寸。
Notice: 1. Wrench is included; 2. Before order please check the distance B.

CSO Reducing Sleeve CSO 油路刀套

型号 Specification	D	d	d ₁	L ₁	L ₂	L ₃	L	重量 Weight
CSO 32-16	53	32	16	10	15	15	65	0.40
32-20	53	32	20	10	15	15	65	0.35
32-25	53	32	25	10	15	15	65	0.26
40-16	63	40	16	10	18	19	75	0.74
40-20	63	40	20	10	18	19	75	0.68
40-25	63	40	25	10	18	19	75	0.59
40-32	63	40	32	10	18	19	75	0.41

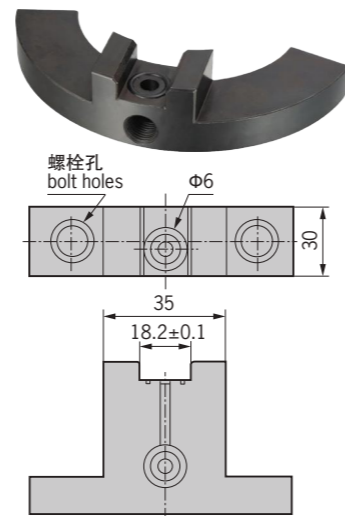


PB Oil-feed Holder Positioning Block PB 油路止动块

型号 Specification	重量 Weight
BT40-PB30-35	0.53
BT50-PB30-35	0.46

注意：在使用油路刀柄时，止动块是必需的配套附件。
止动块可安装到ATC等机器上。因此，随着越来越多的不同型号的机器，有必要与机械制造商协商正确安装。

Notice: Using oil-feed holder, positioning block is required.
Make sure to apply of the right method when assembling this block to different machines.

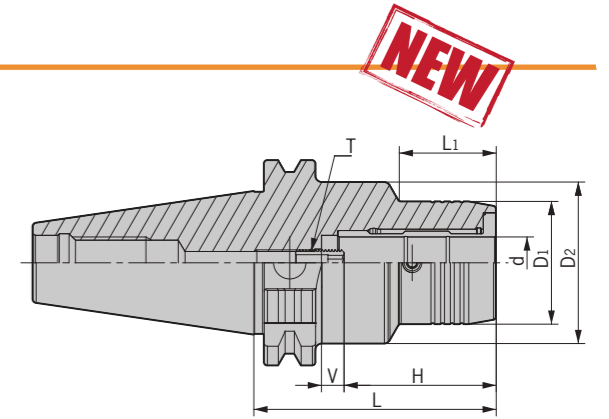
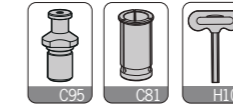


DHP

SK-DHP Hydraulic Chuck
SK-DHP 液压刀柄



MAX
30,000
min⁻¹



型号 Specification	d	D ₁	D ₂	L ₁	L	H	V	T	适用筒夹 Suit collet	重量 Weight
SK40- DHP6-65	6	28	50	23	65	27.5	10	M050Z150-D	-	1.20
DHP6-80.5	6	28	50	44	80.5	27.5	10	M050Z150-D	-	1.20
DHP6-110	6	28	50	44	110	27.5	10	M050Z150-D	-	1.65
DHP8-65	8	30	50	23	65	27.5	10	M060Z150-D	-	1.20
DHP8-80.5	8	30	50	44	80.5	27.5	10	M060Z150-D	-	1.25
DHP8-110	8	30	50	44	110	27.5	10	M060Z150-D	-	1.65
DHP10-65	10	32	50	23	65	32.5	10	M060Z150-D	-	1.20
DHP10-80.5	10	32	50	44	80.5	32.5	10	M060Z150-D	-	1.25
DHP10-110	10	32	50	44	110	32.5	10	M060Z150-D	-	1.65
DHP12-65	12	34	50	23	65	37.5	10	M060Z150-D	D12/OD12	1.20
DHP12-80.5	12	34	50	44	80.5	37.5	10	M060Z150-D	D12/OD12	1.30
DHP12-110	12	34	50	44	110	37.5	10	M060Z150-D	D12/OD12	1.70
DHP14-75	14	36	50	30	75	37.5	10	M060Z150-D	-	1.30
DHP14-80.5	14	36	50	44	80.5	37.5	10	M060Z150-D	-	1.30
DHP14-110	14	36	50	44	110	37.5	10	M060Z150-D	-	1.70
DHP16-75	16	38	50	30	75	42.5	10	M080Z150P-D	-	1.30
DHP16-80.5	16	38	50	48	80.5	42.5	10	M080Z150P-D	-	1.40
DHP16-110	16	38	50	48	110	42.5	10	M080Z150P-D	-	1.70
DHP18-75	18	41	50	30	75	42.5	10	M080Z150P-D	-	1.30
DHP18-80.5	18	41	50	48	80.5	42.5	10	M080Z150P-D	-	1.40
DHP18-110	18	41	50	48	135	42.5	10	M080Z150P-D	-	2.05
DHP20-75	20	43	50	30	75	42.5	10	M080Z150P-D	D20/OD20	1.30
DHP20-80.5	20	43	50	48	80.5	42.5	10	M080Z150P-D	D20/OD20	1.35
DHP20-110	20	43	50	48	110	42.5	10	M080Z150P-D	D20/OD20	1.85
DHP25-80.5	25	57	66	26	80.5	51	10	M160Z150P-D	-	1.75
DHP32-80.5	32	63	80	26	80.5	55	10	M160Z150P-D	D32/OD32	1.80

转下页
See next page

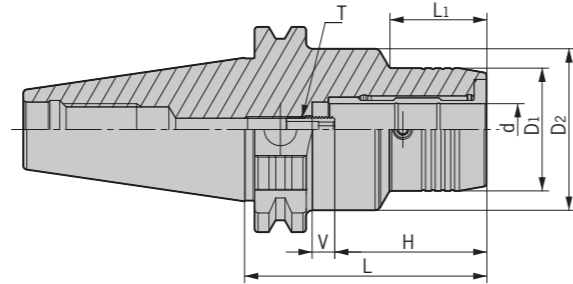
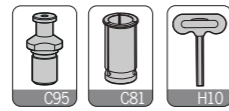
DHP

SK-DHP Hydraulic Chuck
SK-DHP 液压刀柄

NEW



MAX
30,000
min⁻¹



型号 Specification	d	D1	D2	L1	L	H	V	T	适用筒夹 Suit collet	重量 Weight
SK50-DHP6-90	6	28	50	44	90	27.5	10	M050Z150-D	-	3.15
DHP6-140	6	28	50	44	140	27.5	10	M050Z150-D	-	3.95
DHP8-90	8	30	50	44	90	27.5	10	M060Z150-D	-	3.15
DHP8-140	8	30	50	44	140	27.5	10	M060Z150-D	-	3.95
DHP10-90	10	32	50	44	90	32.5	10	M060Z150-D	-	3.15
DHP10-140	10	32	50	44	140	32.5	10	M060Z150-D	-	3.95
DHP12-90	12	34	50	44	90	37.5	10	M060Z150-D	D12/OD12	3.15
DHP12-140	12	34	50	44	140	37.5	10	M060Z150-D	D12/OD12	3.95
DHP14-90	14	36	50	47	90	37.5	10	M060Z150-D	-	3.20
DHP14-140	14	36	50	47	140	37.5	10	M060Z150-D	-	3.90
DHP16-90	16	38	50	48	90	42.5	10	M080Z150P-D	-	3.30
DHP16-140	16	38	50	48	140	42.5	10	M080Z150P-D	-	3.90
DHP18-90	18	41	50	48	90	42.5	10	M080Z150P-D	-	3.20
DHP18-140	18	41	50	48	140	42.5	10	M080Z150P-D	-	3.90
DHP20-80.5	20	43	50	44	80.5	42.5	10	M080Z150P-D	D20/OD20	3.10
DHP20-90	20	43	50	48	90	42.5	10	M080Z150P-D	D20/OD20	3.30
DHP20-110	20	43	50	48	110	42.5	10	M080Z150P-D	D20/OD20	3.60
DHP20-140	20	43	50	48	140	42.5	10	M080Z150P-D	D20/OD20	4.00
DHP25-105	25	57	-	85.9	105	51	10	M160Z150P-D	-	3.90
DHP25-140	25	57	-	120.9	140	51	10	M160Z150P-D	-	4.55
DHP32-115	32	63	-	95.9	115	55	10	M160Z150P-D	D32/OD32	4.35
DHP32-140	32	63	-	120.9	140	55	10	M160Z150P-D	D32/OD32	5.40

注：报价含扳手，筒夹需单独订购。
Notice: Wrench is included, while collet shall be ordered separately.

特点 / Feature

- DHP刀具系列用途高转速、高精密切削加工，切削效果佳。
- 动平衡设定: G2.5; 20,000 rpm.
- 3D处径向跳动 ≤ 0.003 mm.
- For high-speed and high precision cutting;
- Balanced: G2.5; 20,000 rpm;
- Runout (X3D): ≤ 0.003 mm.

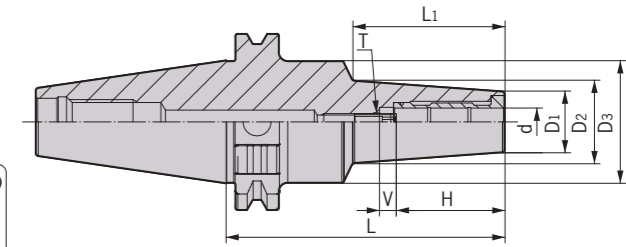
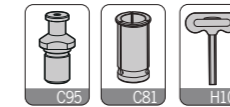
DHP

SK-DHP Super Slim Hydraulic Chuck
SK-DHP 超细长液压刀柄

NEW



MAX
30,000
min⁻¹



型号 Specification	d	D1	D2	D3	H	V	L	L1	T	适用筒夹 Suit collet	重量 Weight
SK40-DHP6S-130	6	16	25.1	48	27.5	10	130	87	M050Z150-D	-	1.50
DHP6S-130	8	18	27.1	48	27.5	10	130	87	M060Z150-D	-	1.50
DHP10S-130	10	20	29.2	48	32.5	10	130	88	M060Z150-D	-	1.50
DHP12S-130	12	22	31.3	48	37.5	10	130	88	M060Z150-D	D12/OD12	1.50
DHP14S-130	14	24	33.3	48	37.5	10	130	89	M060Z150-D	-	1.60
DHP16S-130	16	26	35.3	48	42.5	10	130	89	M080Z150P-D	-	1.60
DHP18S-130	18	29	38.4	48	42.5	10	130	90	M080Z150P-D	-	1.60
DHP20S-130	20	31	40.4	48	42.5	10	130	90	M080Z150P-D	D20/OD20	1.60

注：报价时含扳手，筒夹需单独订购。
Notice: Wrench is included, while collet shall be ordered separately.

特点 / Feature

- DHP刀具系列用途高转速、高精密切削加工，切削效果佳。
- 动平衡设定: G2.5; 25,000 rpm.
- 3D处径向跳动 ≤ 0.003 mm.
- For high-speed and high precision cutting;
- Balanced: G2.5; 25,000 rpm;
- Runout (X3D): ≤ 0.003 mm.

加工中心刀柄
TOOL HOLDERS

可调节刀柄
Adjustable chuck

SK刀柄
SK holder

ET刀柄
ET holder

SK刀柄
SK holder

刀柄配件
Holder accessories

加工中心刀柄
TOOL HOLDERS

可调节刀柄
Adjustable chuck

SK刀柄
SK holder

ET刀柄
ET holder

SK刀柄
SK holder

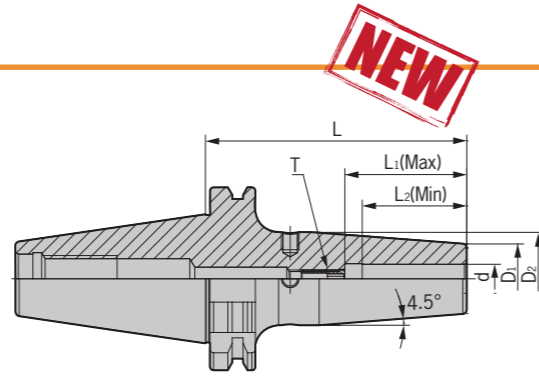
刀柄配件
Holder accessories

SF

SK-SF Shrink Fit Holder
SK-SF 烧结式热装刀柄 (一体式)



MAX
50,000
min⁻¹



NEW

型号 Specification	d	D1	D2	L	L1 (Max)	L2 (Min)	T	重量 Weight
SK30- SF3-80	3	10	16	80	-	9	-	0.35
SF4-80	4	10	16	80	-	12	-	0.40
SF5-80	5	10	16	80	-	15	-	0.43
SF6-80	6	21	27	80	36	26	M050Z150-D	0.45
SF8-80	8	21	27	80	36	26	M060Z150-D	0.50
SF10-80	10	24	32	80	42	32	M060Z150-D	0.55
SF12-80	12	24	32	80	47	37	M060Z150-D	0.62
SF16-80	16	27	34	80	50	40	M080Z150-P-D	0.68
SK40- SF3-90	3	10	16	90	-	9	-	1.00
SF4-90	4	10	16	90	-	12	-	1.10
SF5-90	5	10	16	90	-	15	-	1.00
SF6-90	6	21	27	90	36	26	M050Z150-D	1.15
SF6-130	6	21	27	130	36	26	M050Z150-D	1.20
SF6-160	6	21	27	160	36	26	M050Z150-D	1.40
SF6-200	6	21	27	200	36	26	M050Z150-D	1.90
SF8-90	8	21	27	90	36	26	M060Z150-D	1.15
SF8-130	8	21	27	130	36	26	M060Z150-D	1.30
SF8-160	8	21	27	160	36	26	M060Z150-D	1.50
SF8-200	8	21	27	200	36	26	M060Z150-D	1.90
SF10-90	10	24	32	90	42	32	M060Z150-D	1.20
SF10-130	10	24	32	130	42	32	M060Z150-D	1.50
SF10-160	10	24	32	160	42	32	M060Z150-D	1.80
SF10-200	10	24	32	200	42	32	M060Z150-D	1.90
SF12-90	12	24	32	90	47	37	M080Z150-P-D	1.30
SF12-130	12	24	32	130	47	37	M080Z150-P-D	1.60
SF12-160	12	24	32	160	47	37	M080Z150-P-D	1.80
SF12-200	12	24	32	200	47	37	M080Z150-P-D	2.00
SF14-90	14	27	34	90	47	37	M080Z150-P-D	1.30
SF14-130	14	27	34	130	47	37	M080Z150-P-D	1.60
SF14-160	14	27	34	160	47	37	M080Z150-P-D	1.80
SF14-200	14	27	34	200	47	37	M080Z150-P-D	2.00
SF16-90	16	27	34	90	50	40	M080Z150-P-D	1.40
SF16-130	16	27	34	130	50	40	M080Z150-P-D	1.70
SF16-160	16	27	34	160	50	40	M080Z150-P-D	1.95
SF16-200	16	27	34	200	50	40	M080Z150-P-D	2.20

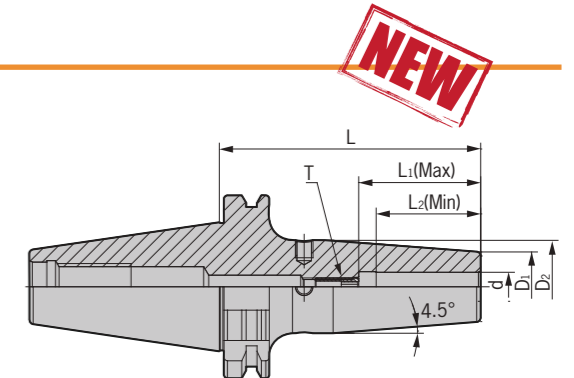
转下页
See next page

SF

SK-SF Shrink Fit Holder
SK-SF 烧结式热装刀柄 (一体式)



MAX
50,000
min⁻¹



NEW

型号 Specification	d	D1	D2	L	L1 (Max)	L2 (Min)	T	重量 Weight
SK40- SF18-90	18	33	42	90	50	40	M080Z150-P-D	1.50
SF18-130	18	33	42	130	50	40	M080Z150-P-D	1.80
SF18-160	18	33	42	160	50	40	M080Z150-P-D	2.00
SF18-200	18	33	42	200	50	40	M080Z150-P-D	2.30
SF20-90	20	33	42	90	52	42	M080Z150-P-D	1.55
SF20-130	20	33	42	130	52	42	M080Z150-P-D	1.85
SF20-160	20	33	42	160	52	42	M080Z150-P-D	2.05
SF20-200	20	33	42	200	52	42	M080Z150-P-D	2.35
SF25-100	25	44	53	100	58	48	M160Z150-P-D	1.65
SF25-130	25	44	53	130	58	48	M160Z150-P-D	1.90
SF25-160	25	44	53	160	58	48	M160Z150-P-D	2.20
SF25-200	25	44	53	200	58	48	M160Z150-P-D	2.50
SF32-100	32	44	53	100	58	48	M160Z150-P-D	2.00
SF32-130	32	44	53	130	58	48	M160Z150-P-D	2.30
SF32-160	32	44	53	160	58	48	M160Z150-P-D	2.60
SK50- SF6-100	6	21	27	100	36	26	M050Z150-D	3.70
SF6-130	6	21	27	130	36	26	M050Z150-D	3.80
SF6-160	6	21	27	160	36	26	M050Z150-D	3.88
SF6-200	6	21	27	200	36	26	M050Z150-D	4.00
SF8-100	8	21	27	100	36	26	M060Z150-D	3.60
SF8-130	8	21	27	130	36	26	M060Z150-D	3.70
SF8-160	8	21	27	160	36	26	M060Z150-D	3.90
SF8-200	8	21	27	200	36	26	M060Z150-D	4.00
SF10-100	10	24	32	100	42	32	M060Z150-D	3.65
SF10-130	10	24	32	130	42	32	M060Z150-D	3.78
SF10-160	10	24	32	160	42	32	M060Z150-D	4.00
SF10-200	10	24	32	200	42	32	M060Z150-D	4.15
SF12-100	12	24	32	100	47	37	M080Z150-P-D	3.70
SF12-130	12	24	32	130	47	37	M080Z150-P-D	3.80
SF12-160	12	24	32	160	47	37	M080Z150-P-D	4.10
SF12-200	12	24	32	200	47	37	M080Z150-P-D	4.25
SF14-100	14	27	34	100	47	37	M080Z150-P-D	3.70
SF14-130	14	27	34	130	47	37	M080Z150-P-D	3.80
SF14-160	14	27	34	160	47	37	M080Z150-P-D	4.10
SF14-200	14	27	34	200	47	37	M080Z150-P-D	4.25

转下页
See next page

SF/DSF

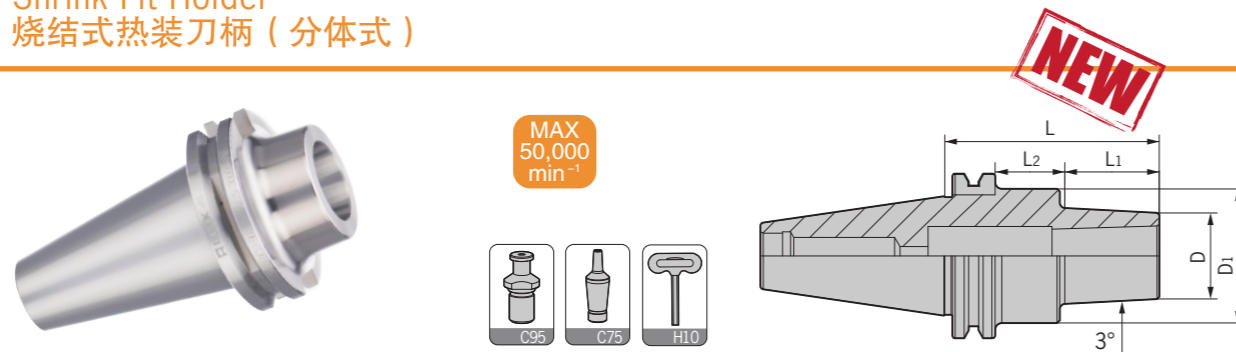
SK-SF Shrink Fit Holder
SK-SF 烧结式热装刀柄 (一体式)

型号 Specification	d	D ₁	D ₂	L	L ₁ (Max)	L ₂ (Min)	T	重量 Weight
SK50- SF16-100	16	27	34	100	50	40	M080Z150-P-D	3.75
SF16-130	16	27	34	130	50	40	M080Z150-P-D	3.88
SF16-160	16	27	34	160	50	40	M080Z150-P-D	4.20
SF16-200	16	27	34	200	50	40	M080Z150-P-D	4.50
SF18-100	18	33	42	100	50	40	M080Z150-P-D	3.75
SF18-130	18	33	42	130	50	40	M080Z150-P-D	3.88
SF18-160	18	33	42	160	50	40	M080Z150-P-D	4.20
SF18-200	18	33	42	200	50	40	M080Z150-P-D	4.50
SF20-100	20	33	42	100	52	42	M080Z150-P-D	3.80
SF20-130	20	33	42	130	52	42	M080Z150-P-D	4.00
SF20-160	20	33	42	160	52	42	M080Z150-P-D	4.30
SF20-200	20	33	42	200	52	42	M080Z150-P-D	4.60
SF25-100	25	44	53	100	58	48	M160Z150-P-D	3.82
SF25-130	25	44	53	130	58	48	M160Z150-P-D	4.05
SF25-160	25	44	53	160	58	48	M160Z150-P-D	4.33
SF25-200	25	44	53	200	58	48	M160Z150-P-D	4.65
SF32-100	32	44	53	100	58	48	M160Z150-P-D	4.00
SF32-130	32	44	53	130	58	48	M160Z150-P-D	4.40
SF32-160	32	44	53	160	58	48	M160Z150-P-D	4.70
SF32-200	32	44	53	200	58	48	M160Z150-P-D	5.00

特点 / Feature

- 动平衡设定: G2.5; 25,000 rpm。 ■Balanced: G2.5; 25,000 rpm;
- 3D处径向跳动 ≤ 0.003 mm。 ■Runout (X3D): ≤ 0.003 mm.

SK-DSF Shrink Fit Holder
SK-DSF 烧结式热装刀柄 (分体式)



型号 Specification	D	D ₁	L ₁	L ₂	L	拉紧螺钉 Tension screw	止动螺母 Stop nut	T型扳手 Wrench	重量 Weight
SK40- DSF12-45	38	-	18	-	50	E100Z300	ZD12-1	T06	1.08
DSF12-75	38	-	48	-	75	E100Z300	ZD12-1	T06-L	1.40
DSF12-135	41	-	108	-	135	E100Z300	ZD12-1	T06-L	2.20
SK50- DSF12-75	38	65	25	21	75	E100Z400	ZD12-1	T06-L	4.00
DSF12-105	41	65	55	21	105	E100Z700	ZD12-1	T06-L	4.40
DSF12-135	41	65	85	21	135	E100Z1000	ZD12-1	T06-L	4.70

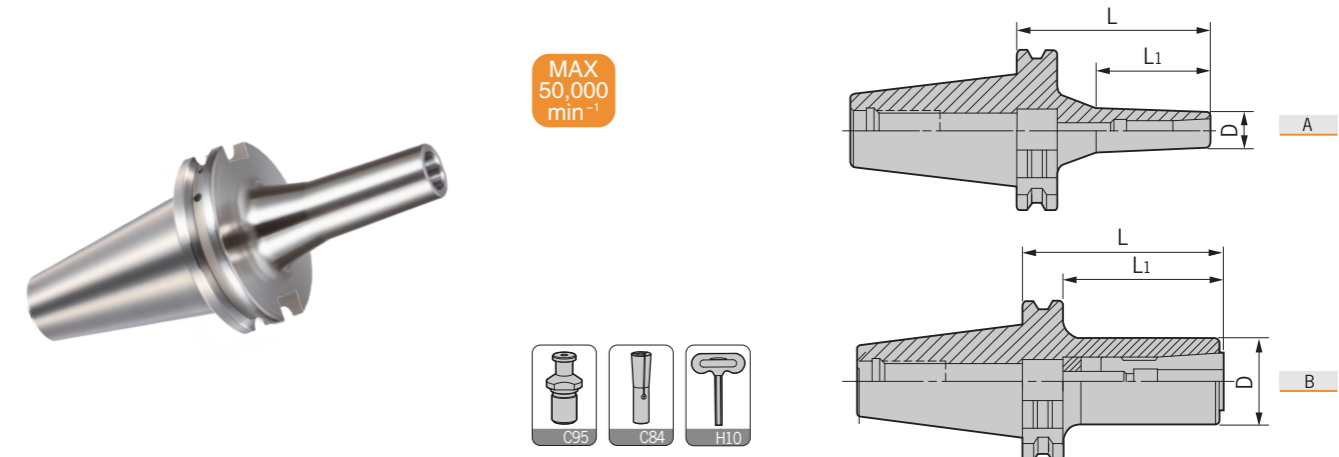
注: 报价时含扳手。
Notice: Wrench is included.

特点 / Feature

- 动平衡设定: G2.5; 25,000 rpm。 ■Balanced: G2.5; 25,000 rpm;
- 3D处径向跳动 ≤ 0.003 mm。 ■Runout (X3D): ≤ 0.003 mm.

DC

SK-DC Precision Slim Collet Chuck
SK-DC 小径精密筒夹刀柄



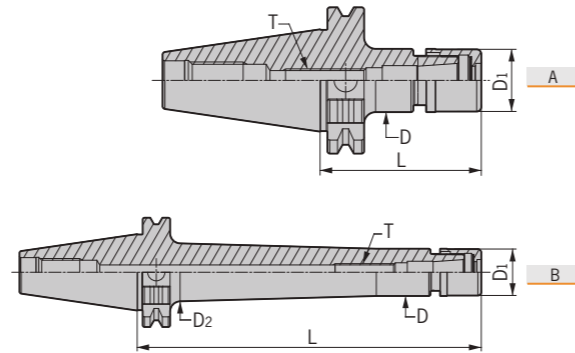
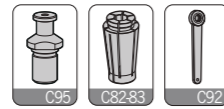
型号 Specification	图示 Figure	D	L ₁	L	适用筒夹 Suit collet	拉紧螺钉 Tension screw	止动螺母 Stop nut	扳手 Wrench	重量 Weight
SK40- DC6-90	A	13	45	90	DC6	E050U450	ZD6-2	T04-L	1.05
DC8-90	A	22	53	90	DC8	E060U600	ZD8-1	T05-L	1.10
DC10-90	B	28	74	90	DC10	E080U300	ZD10-2	T06-L	1.20
DC12-90	B	34	74	90	DC12	E100U350	ZD12-1	T08-L	1.28
SK50- DC10-110	A	28	57	110	DC10	E080U800	ZD12-1	T06-L	4.20
DC12-110	B	34	94	110	DC12	E100U350	ZD12-1	T08-L	4.70

注: 报价时含扳手, 筒夹需单独订购。
Notice: Wrench is included, while collet shall be ordered separately.

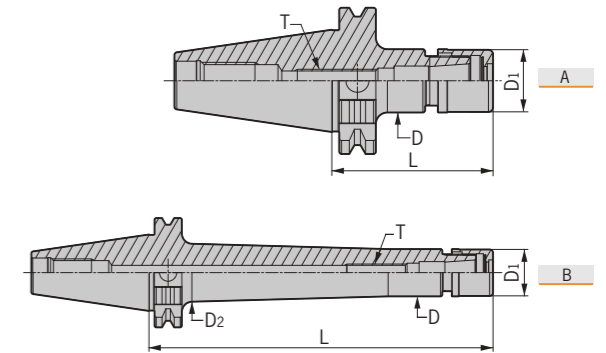
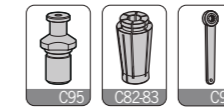
特点 / Feature

- 动平衡设定: G2.5; 30,000 rpm。 ■Balanced: G2.5; 30,000 rpm;
- 3D处径向跳动 ≤ 0.003 mm。 ■Runout (X3D): ≤ 0.003 mm.

MAX
45,000
min⁻¹



MAX
45,000
min⁻¹



型号 Specification	图示 Figure	D	D ₁	D ₂	L	T	适用筒夹 Suit collet	重量 Weight
SK30- GSK6-70	A	20	19.5	-	70	M060F200	DSK6	0.45
GSK6-100	A	20	19.5	-	100	M060F200	DSK6	0.55
GSK10-70	A	27.5	27	-	70	M100F350	DSK10	0.51
GSK10-100	A	27.5	27	-	100	M100F350	DSK10	0.64
GSK16-100	A	40.5	40	-	100	M160F400	DSK16	0.90
GSK16-120	A	40.5	40	-	125	M160F400	DSK16	1.07
GSK16-150	A	40.5	40	-	150	M160F400	DSK16	1.34
GSK20-100	A	48.5	48	-	100	M160F200	DSK20	1.15
GSK25-105	A	55	55	-	105	M200F200-P2	DSK25	1.20
SK40- GSK6-70	A	20	19.5	-	70	M060F200	DSK6	0.91
GSK6-100	A	20	19.5	-	100	M060F200	DSK6	0.98
GSK6-120	A	20	19.5	-	120	M060F200	DSK6	1.02
GSK6-150L	B	20	19.5	26.4	150	M060F200	DSK6	1.16
GSK10-70	A	27.5	27	-	70	M100F350	DSK10	0.96
GSK10-100	A	27.5	27	-	100	M100F350	DSK10	1.09
GSK10-120	A	27.5	27	-	120	M100F350	DSK10	1.17
GSK10-150	A	27.5	27	-	150	M100F350	DSK10	1.30
GSK10-200L	B	27.5	27	33.7	200	M100F350	DSK10	1.65
GSK16-70	A	40.5	40	-	70	M160F200	DSK16	1.08
GSK16-100	A	40.5	40	-	100	M160F400	DSK16	1.34
GSK16-120	A	40.5	40	-	120	M160F400	DSK16	1.52
GSK16-150	A	40.5	40	-	150	M160F400	DSK16	1.79
GSK16-200L	B	40.5	40	45.7	200	M160F400	DSK16	2.38
GSK20-70	A	48.5	48	-	70	M160F200	DSK20	1.23
GSK20-100	A	48.5	48	-	100	M160F400	DSK20	1.68
GSK20-120	A	48.5	48	-	120	M160F400	DSK20	1.90
GSK20-150	A	48.5	48	-	150	M160F400	DSK20	2.30
GSK20-200L	B	48.5	48	55.7	200	M160F400	DSK20	3.00
GSK25-100	A	55	55	-	100	M200F400-P2	DSK25	1.63
GSK25-120	A	55	55	-	120	M200F400-P2	DSK25	1.96
GSK25-150	A	55	55	-	150	M200F400-P2	DSK25	2.46
GSK25-200	A	55	55	-	200	M200F400-P2	DSK25	2.65

型号 Specification	图示 Figure	D	D ₁	D ₂	L	T	适用筒夹 Suit collet	重量 Weight
SK50- GSK10-105	A	27.5	27	-	105	M100F350	DSK10	2.94
GSK10-135	A	27.5	27	-	135	M100F350	DSK10	3.06
GSK10-165	A	27.5	27	-	165	M100F350	DSK10	3.19
GSK10-200L	B	27.5	27	35.2	200	M100F350	DSK10	3.49
GSK16-100	A	40.5	40	-	100	M160F400	DSK16	3.17
GSK16-125	A	40.5	40	-	125	M160F400	DSK16	3.39
GSK16-150	A	40.5	40	-	150	M160F400	DSK16	3.61
GSK16-200L	B	40.5	40	48.4	200	M160F400	DSK16	4.27
GSK16-250L	B	40.5	40	48.4	250	M160F400	DSK16	4.82
GSK20-100	A	48.5	48	-	100	M160F400	DSK20	3.44
GSK20-125	A	48.5	48	-	125	M160F400	DSK20	3.77
GSK20-150	A	48.5	48	-	150	M160F400	DSK20	4.10
GSK20-200	A	48.5	48	-	200	M160F400	DSK20	5.20
GSK20-250L	B	48.5	48	55.4	250	M160F400	DSK20	5.74
GSK20-300L	B	48.5	48	55.4	300	M160F400	DSK20	6.50
GSK25-100	A	55	55	-	100	M200F400-P2	DSK20	3.52
GSK25-125	A	55	55	-	125	M200F400-P2	DSK20	3.87
GSK25-150	A	55	55	-	150	M200F400-P2	DSK25	4.22
GSK25-200	A	55	55	-	200	M200F400-P2	DSK25	4.95
GSK25-250L	B	55	55	61.4	250	M200F400-P2	DSK25	6.33
GSK25-300L	B	55	55	61.4	300	M200F400-P2	DSK25	7.27

注：“T”轴向限位螺钉、筒夹与扳手需单独另购。
Notice: “T” Axial fix screw, collets and wrenches shall be ordered separately.

特点 / Feature

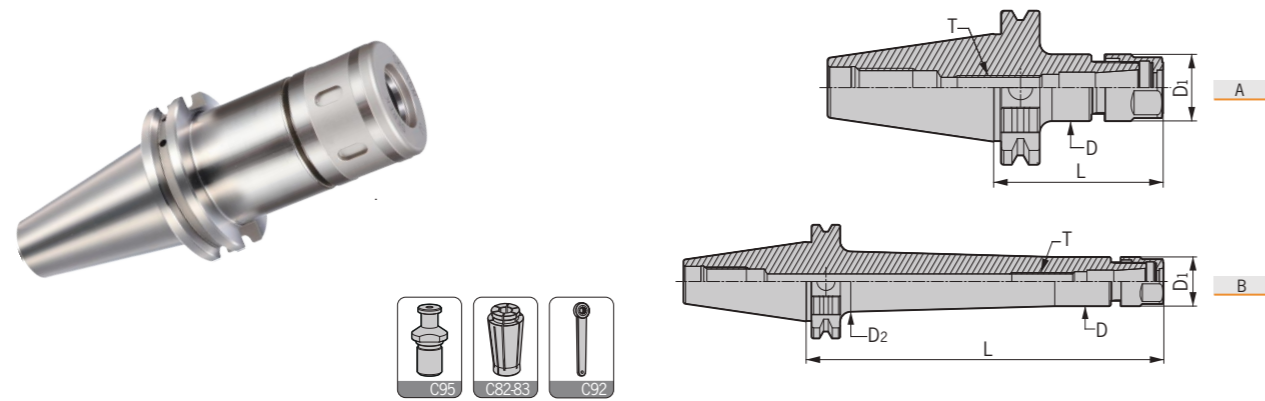
- 动平衡设定: G2.5; 25,000 rpm。
- 内锥面跳动 ≤ 0.003 mm。

- Balanced: G2.5; 25,000 rpm;
- TIR Runout: ≤ 0.003mm.

转下页
See next page

DSK

SK-DSK High Precision Collet Chuck
SK-DSK 高速精密筒夹刀柄

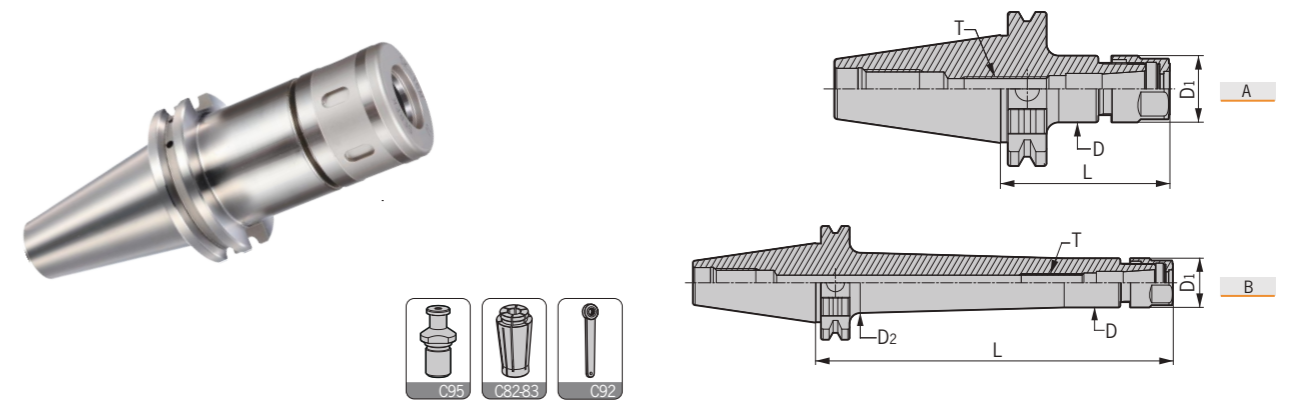


型号 Specification	图示 Figure	D	D ₁	D ₂	L	T	适用筒夹 Suit collet	重量 Weight
SK30- DSK6-70	A	20	20	-	70	M060F200	DSK6	0.45
DSK6-100	A	20	20	-	100	M060F200	DSK6	0.55
DSK10-70	A	27.5	27.5	-	70	M100F350	DSK10	0.51
DSK10-100	A	27.5	27.5	-	100	M100F350	DSK10	0.64
DSK16-100	A	40.5	40.5	-	100	M160F400	DSK16	0.90
DSK16-120	A	40.5	40.5	-	120	M160F400	DSK16	1.07
DSK16-150	A	40.5	40.5	-	150	M160F400	DSK16	1.34
DSK20-100	A	48.5	48.5	-	100	M160F200	DSK20	1.15
DSK25-105	A	55	55	-	105	M200F200-P2	DSK25	1.20
SK40- DSK6-70	A	20	20	-	70	M060F200	DSK6	0.91
DSK6-100	A	20	20	-	100	M060F200	DSK6	0.98
DSK6-120	A	20	20	-	120	M060F200	DSK6	1.02
DSK6-150L	B	20	20	26.4	150	M060F200	DSK6	1.16
DSK10-70	A	27.5	27.5	-	70	M100F350	DSK10	0.96
DSK10-100	A	27.5	27.5	-	100	M100F350	DSK10	1.09
DSK10-120	A	27.5	27.5	-	120	M100F350	DSK10	1.17
DSK10-150	A	27.5	27.5	-	150	M100F350	DSK10	1.30
DSK10-200L	B	27.5	27.5	33.7	200	M100F350	DSK10	1.65
DSK16-70	A	40.5	40.5	-	70	M160F200	DSK16	1.08
DSK16-100	A	40.5	40.5	-	100	M160F400	DSK16	1.34
DSK16-120	A	40.5	40.5	-	120	M160F400	DSK16	1.52
DSK16-150	A	40.5	40.5	-	150	M160F400	DSK16	1.79
DSK16-200L	B	40.5	40.5	45.7	200	M160F400	DSK16	2.38
DSK20-70	A	48.5	48.5	-	70	M160F200	DSK20	1.23
DSK20-100	A	48.5	48.5	-	100	M160F400	DSK20	1.68
DSK20-120	A	48.5	48.5	-	120	M160F400	DSK20	1.90
DSK20-150	A	48.5	48.5	-	150	M160F400	DSK20	2.30
DSK20-200L	B	48.5	48.5	55.7	200	M160F400	DSK20	3.00
DSK25-100	A	55	55	-	100	M200F400-P2	DSK25	1.63
DSK25-120	A	55	55	-	120	M200F400-P2	DSK25	1.96
DSK25-150	A	55	55	-	150	M200F400-P2	DSK25	2.46
DSK25-200	A	55	55	-	200	M200F400-P2	DSK25	2.65

转下页
See next page

DSK

SK-DSK High Precision Collet Chuck
SK-DSK 高速精密筒夹刀柄



型号 Specification	图示 Figure	D	D ₁	D ₂	L	T	适用筒夹 Suit collet	重量 Weight
SK50- DSK10-105	A	27.5	27.5	-	105	M100F350	DSK10	2.94
DSK10-135	A	27.5	27.5	-	135	M100F350	DSK10	3.06
DSK10-165	A	27.5	27.5	-	165	M100F350	DSK10	3.19
DSK10-200L	B	27.5	27.5	35.2	200	M100F350	DSK10	3.49
DSK16-100	A	40.5	40.5	-	100	M160F400	DSK16	3.17
DSK16-125	A	40.5	40.5	-	125	M160F400	DSK16	3.39
DSK16-150	A	40.5	40.5	-	150	M160F400	DSK16	3.61
DSK16-200L	B	40.5	40.5	48.4	200	M160F400	DSK16	4.27
DSK16-250L	B	40.5	40.5	48.4	250	M160F400	DSK16	4.82
DSK20-100	A	48.5	48.5	-	100	M160F400	DSK20	3.44
DSK20-125	A	48.5	48.5	-	125	M160F400	DSK20	3.77
DSK20-150	A	48.5	48.5	-	150	M160F400	DSK20	4.10
DSK20-200	A	48.5	48.5	-	200	M160F400	DSK20	5.20
DSK20-250L	B	48.5	48.5	55.4	250	M160F400	DSK20	5.74
DSK20-300L	B	48.5	48.5	55.4	300	M160F400	DSK20	6.50
DSK25-100	A	55	55	-	100	M200F400-P2	DSK25	3.52
DSK25-125	A	55	55	-	125	M200F400-P2	DSK25	3.87
DSK25-150	A	55	55	-	150	M200F400-P2	DSK25	4.22
DSK25-200	A	55	55	-	200	M200F400-P2	DSK25	4.95
DSK25-250L	B	55	55	61.4	250	M200F400-P2	DSK25	6.33
DSK25-300L	B	55	55	61.4	300	M200F400-P2	DSK25	7.27

注：“T”轴向限位螺钉、筒夹与扳手需单独另购。
Notice: “T” Axial fix screw, collets and wrenches shall be ordered separately.

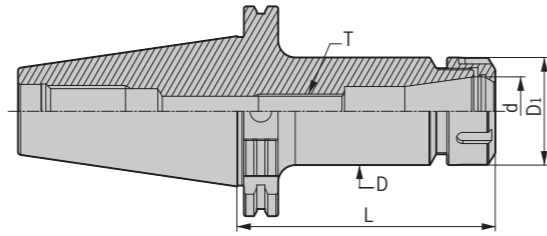
特点 / Feature

■ 动平衡设定: G2.5; 20,000 rpm。
■ 内锥面跳动 ≤ 0.005 mm。

■ Balanced: G2.5; 20,000 rpm;
■ TIR Runout: ≤ 0.003mm.

ER

SK-ER Spring Collet Chuck SK-ER 弹性筒夹刀柄



型号 Specification	D	D ₁	d	L	T	重量 Weight
SK30- ER11-60	19	19	11	60	M060F200	0.45
ER16-70	28	28	16	70	M100F200	0.67
ER16-100	28	28	16	100	M100F350	0.80
ER20-70	34	34	20	70	M120F200	0.79
ER20-100	34	34	20	100	M120F400	0.99
ER25-70	42	42	25	70	M160F200	0.68
ER32-70	50	50	32	70	M160F200	0.72
SK40- ER11-80	19	19	11	80	M060F200	0.93
ER11-125	19	19	11	125	M060F200	1.02
ER16-70	28	28	16	70	M100F350	0.96
ER16-100	28	28	16	100	M100F350	1.11
ER16-125	28	28	16	125	M100F350	1.22
ER16-150	28	28	16	150	M100F350	1.33
ER20-70	34	34	20	70	M120F200	1.03
ER20-100	34	34	20	100	M120F400	1.24
ER20-135	34	34	20	135	M120F400	1.46
ER20-160	34	34	20	160	M120F400	1.56
ER25-70	42	42	25	70	M160F200	1.13
ER25-100	42	42	25	100	M160F400	1.41
ER25-150	42	42	25	150	M160F400	1.90
ER25-200	42	42	25	200	M160F400	2.38
ER32-70	50	50	32	70	M160F200	1.21
ER32-100	50	50	32	100	M160F400	1.64
ER32-150	50	50	32	150	M160F400	2.34
ER40-80	63	63	40	80	M200F200-P2	1.53
ER40-100	63	63	40	100	M200F400-P2	1.95
ER40-135	63	63	40	135	M200F400-P2	2.75
SK50- ER16-100	28	28	16	100	M100F350	2.93
ER16-135	28	28	16	135	M100F350	3.08
ER16-160	28	28	16	160	M100F350	3.20
ER16-200	28	28	16	200	M100F350	3.37
ER20-100	34	34	20	100	M120F400	3.07
ER20-135	34	34	20	135	M120F400	3.28
ER20-160	34	34	20	160	M120F400	3.44

转下页
See next page

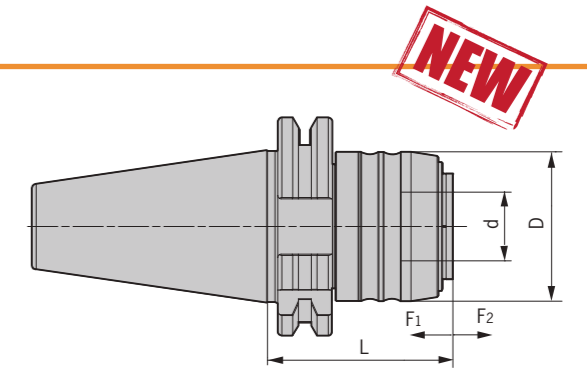
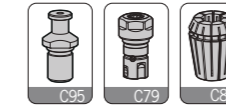
ER/VER

SK-ER Spring Collet Chuck SK-ER 弹性筒夹刀柄

型号 Specification	D	D ₁	d	L	T	重量 Weight
SK50- ER25-70	42	42	25	70	M160F400	2.96
ER25-100	42	42	25	100	M160F400	3.24
ER25-150	42	42	25	150	M160F400	3.72
ER25-200	42	42	25	200	M160F400	4.20
ER32-80	50	50	32	80	M160F400	3.10
ER32-120	50	50	32	120	M160F400	3.75
ER32-160	50	50	32	160	M160F400	4.32
ER32-200	50	50	32	200	M160F400	4.89
ER40-80	63	63	40	80	M200F400-P2	3.45
ER40-120	63	63	40	120	M200F400-P2	4.38
ER40-160	63	63	40	160	M200F400-P2	5.27
ER40-200	63	63	40	200	M200F400-P2	6.17

注：“T”轴向限位螺钉、筒夹与扳手需单独另购。
Notice: “T” Axial fix screw, collets and wrenchs shall be ordered separately.

SK-VER Split Synch Tapping Chuck SK-VER 分体式微补偿攻牙刀柄



型号 Specification	D	d	L	F ₁	F ₂	攻牙能力 Tapping capacity	适用延长杆 Suit extender	重量 Weight
SK40- VER16-53	43.5	20	53	0.2	1	M3-M12	VER16-M24	1.05
VER20-80	52	25	80	0.2	1	M5-M16	VER20-M26	1.22
VER25-90	60	32	90	0.2	1	M6-M20	VER25-M28	1.42
VER32-106	72	40	106	0.2	1	M10-M24	VER32-M30	1.71
VER40-115	87	50	115	0.2	1	M14-M33	VER40-M32	2.15
SK50- VER16-53	43.5	20	53	0.2	1	M3-M12	VER16-M24	3.36
VER20-64	52	25	64	0.2	1	M5-M16	VER20-M26	3.55
VER25-74	60	32	74	0.2	1	M6-M20	VER25-M28	3.65
VER32-100	72	40	100	0.2	1	M10-M24	VER32-M30	4.15
VER40-115	87	50	115	0.2	1	M14-M33	VER40-M32	4.35

注：延长杆、筒夹和扳手需单独订购。
Notice: Extender, collets and wrenchs shall be ordered separately.

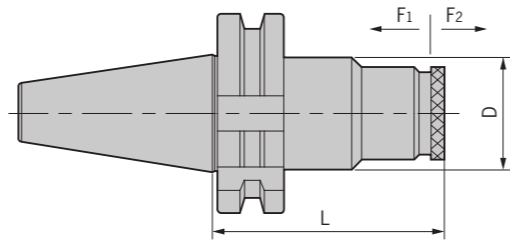
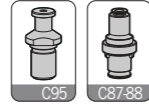
特点 / Feature

- 显著提高丝锥使用寿命80%以上。
- 有效提高加工生产效率2-4倍。
- 明显提高表面加工质量与精度。
- 选用ER攻丝专用筒夹夹持。
- 无需依赖设备精度。
- 挤压丝锥首选。

- Tap tool life increased by 80% and above;
- Work efficiency increased 2 to 4 times;
- Better surface quality;
- With ER tapping collet;
- Best choice for squeeze taps.

TPM

SK-TPM Tapping Chuck With High Rigidity
SK-TPM 扭力伸缩攻牙刀柄



型号 Specification	D	F1	F2	L	适用筒夹 Suit collet	攻牙能力 Tapping capacity	重量 Weight
SK40- TPM316	50	10	20	96	TPD316	M3-M16	1.56
TPM830	66	10	25	143.6	TPD830	M8-M30	2.62
SK50- TPM316	50	10	20	96	TPD316	M3-M16	4.24
TPM830	66	10	25(80)	143.6	TPD830	M8-M30	4.77

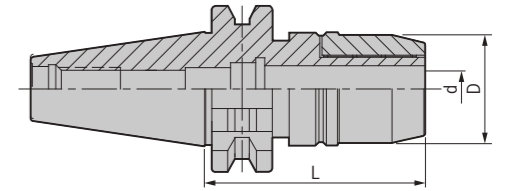
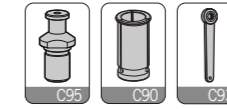
注：筒夹需单独订购。
Notice: Collets shall be ordered separately.

HPM/HPC

SK-HPM High-Speed Power Chuck
SK-HPM 高速强力刀柄



MAX
30,000
min⁻¹

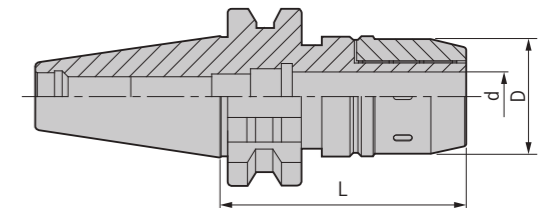
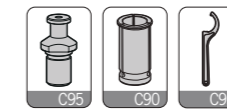


型号 Specification	范围 Range	D	d	L	适用筒夹 Suit collet	重量 Weight
SK30- HPM20-75	6-20	54	20	75	SC20	1.80
SK40- HPM20-80	6-20	54	20	80	SC20	2.40
HPM20-105	6-20	54	20	105	SC20	2.50
HPM20-135	6-20	54	20	135	SC20	2.80
HPM32-115	6-32	68	32	115	SC32	2.80
HPM32-135	6-32	68	32	135	SC32	3.00
SK50- HPM20-105	6-20	54	20	105	SC20	4.50
HPM20-135	6-20	54	20	135	SC20	4.70
HPM32-110	6-32	68	32	110	SC32	5.20
HPM32-135	6-32	68	32	135	SC32	5.90

SK-HPC High-Speed Power Chuck
SK-HPC 高速强力刀柄



MAX
30,000
min⁻¹



型号 Specification	范围 Range	D	d	L	适用筒夹 Suit collet	重量 Weight
SK30- HPC16-70	3-16	50	16	70	SC16	1.40
HPC20-75	6-20	51.5	20	75	SC20	1.80
SK40- HPC16-70	3-16	50	16	70	SC16	1.60
HPC16-105	3-16	50	16	105	SC16	1.80
HPC16-135	3-16	50	16	135	SC16	2.30
HPC20-80	6-20	51.5	20	80	SC20	2.40
HPC20-105	6-20	51.5	20	105	SC20	2.50
HPC20-135	6-20	51.5	20	135	SC20	2.80
HPC32-115	6-32	70.5	32	115	SC32	2.80
HPC32-135	6-32	70.5	32	135	SC32	3.00
SK50- HPC16-90	3-16	50	16	90	SC16	3.90
HPC16-110	3-16	50	16	110	SC16	4.10
HPC16-135	3-16	50	16	135	SC16	4.30
HPC16-150	3-16	50	16	150	SC16	4.50
HPC20-105	6-20	51.5	20	105	SC20	4.50
HPC20-135	6-20	51.5	20	135	SC20	4.70
HPC20-150	6-20	51.5	20	150	SC20	4.90
HPC32-110	6-32	70.5	32	110	SC32	5.20
HPC32-135	6-32	70.5	32	135	SC32	5.90
HPC32-165	6-32	70.5	32	165	SC32	6.60

注：报价时含扳手，筒夹需单独订购。
Notice: Wrench is included, while collet shall be ordered separately.

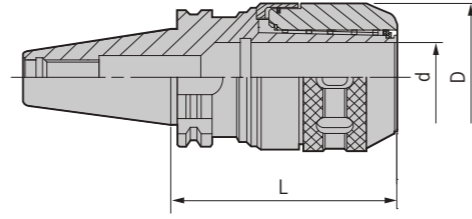
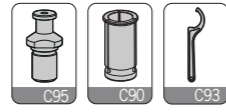
特点 / Feature

- 动平衡设定: G6.3; 15,000 rpm。
- 3D处径向跳动 ≤ 0.01 mm。

- Balanced: G6.3; 15,000 rpm;
- Runout (X3D): ≤ 0.01 mm.

MLC

SK-MLC Power Chuck
SK-MLC 强力刀柄



型号 Specification	范围 Range	D	d	L	适用筒夹 Suit collet	重量 Weight
SK30- MLC20-85	6-20	53	20	85	SC20	1.90
MLC20-100	6-20	72	20	100	SC20	2.10
SK40- MLC20-85	6-20	53	20	85	SC20	2.40
MLC20-100	6-20	53	20	100	SC20	2.50
MLC20-135	6-20	53	20	135	SC20	2.80
MLC32-115	6-32	72	32	115	SC32	2.80
MLC32-135	6-32	72	32	135	SC32	3.10
SK50- MLC20-105	6-20	53	20	105	SC20	4.50
MLC20-150	6-20	53	20	150	SC20	4.90
MLC32-85	6-32	72	32	85	SC32	4.50
MLC32-110	6-32	72	32	110	SC32	5.20
MLC32-135	6-32	72	32	135	SC32	5.90
MLC42-110	6-42	87.5	42	110	SC42	6.00
MLC42-165	6-42	87.5	42	165	SC42	7.40

注：报价时含扳手，筒夹需单独订购。
Notice: Wrench is included, while collet shall be ordered separately.

特点 / Feature

- 3D处径向跳动 ≤ 0.01 mm.
- Runout (X3D): ≤ 0.01 mm.

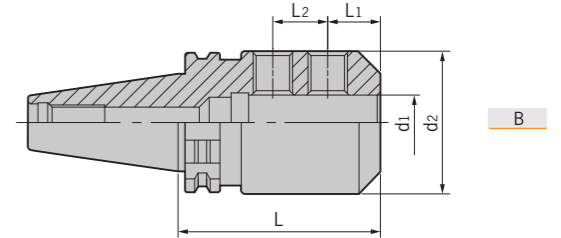
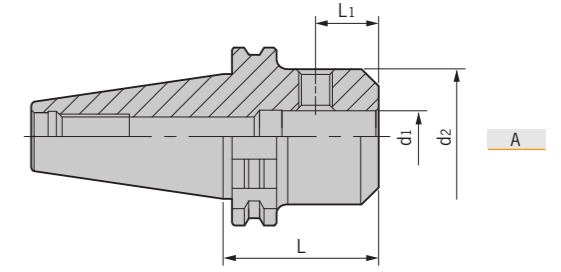
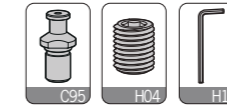
SK-MLC Power Chuck Kit
SK-MLC 强力筒夹本体套装组

型号 Specification	筒夹 Collet	数量 PCS/SET	重量 Weight
SK40- MLC20-100-5PCS	SC20-6,8,10,12,16	5	7.30
MLC32-105-7PCS	SC32-6,8,10,12,16,20,25	7	7.80
SK50- MLC20-105-5PCS	SC20-6,8,10,12,16	5	7.50
MLC32-110-7PCS	SC32-6,8,10,12,16,20,25	7	8.40
MLC42-110-8PCS	SC42-6,8,10,12,16,20,25,32	8	11.40



SLN

SK-SLN Side Lock Holder
SK-SLN 侧固式刀柄



型号 Specification	图示 Figure	d ₁	d ₂	L	L ₁	L ₂	侧面压紧螺钉 Side-lock screw	重量 Weight
SK30- SLN6-50	A	6	25	50	18	-	M060U100	0.41
SLN8-50	A	8	28	50	18	-	M080U100	0.46
SLN10-50	A	10	35	50	20	-	M100U120	0.54
SLN12-50	A	12	42	50	22.5	-	M120U140	0.61
SLN16-63	A	16	48	63	24	-	M140U160	0.85
SK40- SLN6-50	A	6	25	50	18	-	M060U080	1.00
SLN8-50	A	8	28	50	18	-	M080U100	1.01
SLN10-50	A	10	35	50	20	-	M100U120	1.15
SLN12-50	A	12	42	50	22.5	-	M120U140	1.26
SLN16-63	A	16	48	63	24	-	M140U160	1.31
SLN20-63	A	20	52	63	25	-	M160U160	1.33
SLN25-100	B	25	65	100	24	25	M180Z200P	2.32
SLN32-105	B	32	72	105	24	28	M200Z180P	2.37
SK50- SLN6-63	A	6	25	63	18	-	M060U100	3.12
SLN8-63	A	8	28	63	18	-	M080U100	3.15
SLN10-63	A	10	35	63	20	-	M100U100	3.63
SLN12-63	A	12	42	63	22.5	-	M120U140	3.86
SLN16-63	A	16	48	63	24	-	M140U160	3.90
SLN20-63	A	20	52	63	25	-	M160U160	3.93
SLN25-80	B	25	65	80	24	25	M180Z200P	4.62
SLN32-100	B	32	72	100	24	25	M200Z180P	4.80
SLN40-110	B	40	90	110	30	32	M200Z250P	5.21
SLN42-110	B	42	90	110	30	32	M200Z250P	6.00

注：扳手需单独订购。
Notice: Wrenches shall be ordered separately.

加工中心刀柄
TOOL HOLDERS

可调节刀柄
Adjustable chuck

可调刀柄
Adjustable chuck

可调刀柄
Adjustable chuck

可调刀柄
Adjustable chuck

可调刀柄
Adjustable chuck

加工中心刀柄
TOOL HOLDERS

可调节刀柄
Adjustable chuck

可调刀柄
Adjustable chuck

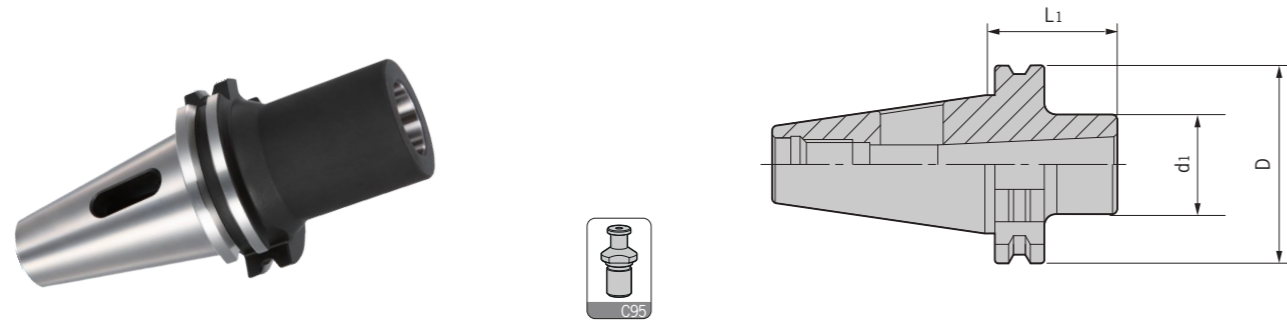
可调刀柄
Adjustable chuck

可调刀柄
Adjustable chuck

可调刀柄
Adjustable chuck

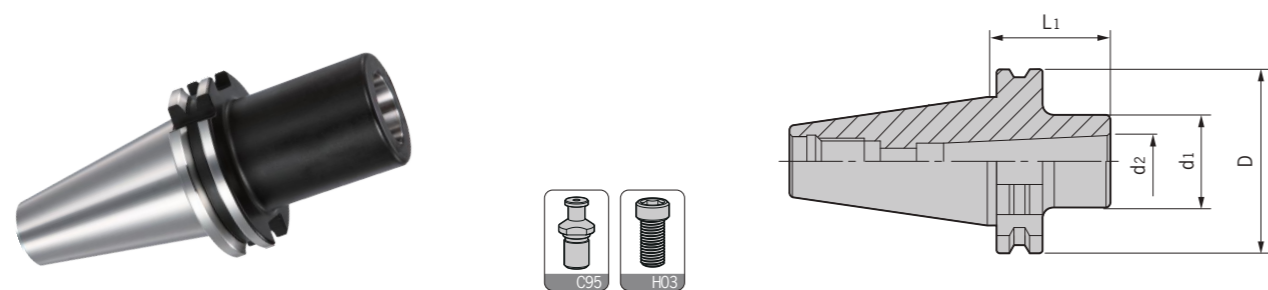
MTA/MTB

SK-MTA Morse Taper Holder
SK-MTA 莫氏锥套刀柄 (钻头套筒)



型号 Specification	莫氏锥度 MT.NO	D	d1	L	重量 Weight
SK30- MTA1-50	1	50	25	50	0.42
MTA2-50	2	50	32	50	0.50
MTA3-80	3	50	40	80	0.60
SK40- MTA1-50	1	63.55	25	50	0.95
MTA2-50	2	63.55	32	50	1.00
MTA3-70	3	63.55	40	70	1.13
MTA4-95	4	63.55	48	95	1.35
SK50- MTA1-45	1	97.50	25	45	3.59
MTA2-60	2	97.50	32	60	3.63
MTA3-65	3	97.50	40	65	3.65
MTA4-95	4	97.50	48	95	3.88
MTA5-105	5	97.50	63	105	3.74

SK-MTB Morse Taper Holder
SK-MTB 莫氏锥套刀柄 (螺丝锁紧)

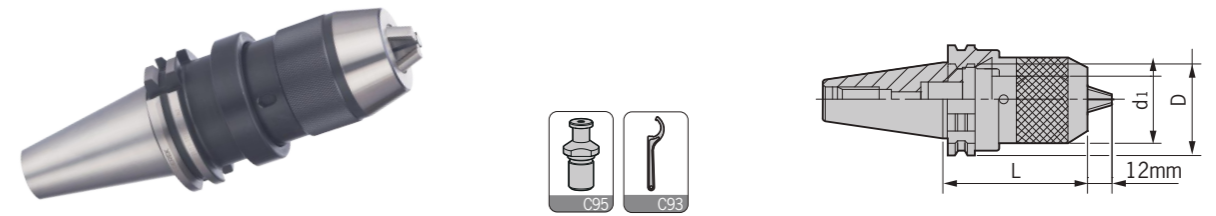


型号 Specification	莫氏锥度 MT.NO	D	d1	d2	L	拉紧螺钉 Tension screw	范围 Range	重量 Weight
SK30- MTB1-50	1	50	25	12.065	50	E060U250	Φ10-Φ14	0.50
MTB2-60	2	50	32	17.780	60	SK30-15-MT2	Φ16-Φ22	0.55
MTB3-75	3	50	40	23.825	75	SK30-15-MT3	Φ24-Φ32	0.65
SK40- MTB1-50	1	63.55	25	12.065	50	E060U250	Φ10-Φ14	0.95
MTB2-50	2	63.55	32	17.780	50	E100Z300-MTB	Φ16-Φ22	1.00
MTB3-70	3	63.55	40	23.825	70	SK40-15-MT3	Φ24-Φ32	1.13
MTB4-95	4	63.55	48	31.267	95	SK40-15-MT4	Φ32-Φ50	1.35
SK50- MTB1-45	1	97.50	25	12.065	45	E060U250	Φ10-Φ14	3.59
MTB2-60	2	97.50	32	17.780	60	E100U350	Φ16-Φ22	3.64
MTB3-65	3	97.50	40	23.825	65	E120U400	Φ24-Φ32	3.60
MTB4-95	4	97.50	48	31.267	95	E160Z400-MTB	Φ32-Φ50	3.88
MTB5-105	5	97.50	63	44.399	105	SK50-15-MT5	Φ55-Φ60	3.74

注: 报价时含拉紧螺钉。
Notice: Tension screw is included.

SPU/FMB

SK-SPU Drill Chuck Holder
SK-SPU 直结式钻夹头刀柄



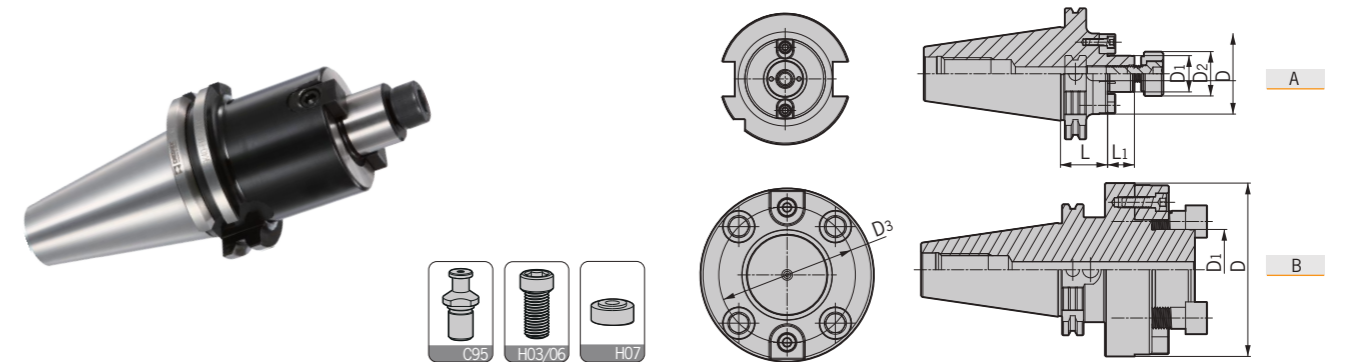
型号 Specification	D	d1	d2	L	重量 Weight
SK30- SPU8-80	50	37	8	80	0.72
SPU13-120	50	50	13	120	1.70
SK40- SPU8-75	63.55	37	8	75	1.36
SPU13-110	63.55	50	13	110	1.76
SPU16-125	63.55	57	16	125	2.18
SK50- SPU8-75	97.50	37	8	75	4.10
SPU13-100	97.50	50	13	100	4.50
SPU16-105	97.50	57	16	105	4.78

注: 报价时含扳手。
Notice: Wrench is included.

特点 / Feature

■ 3D处径向跳动 ≤ 0.05 mm。 ■ Runout (X3D): ≤ 0.05 mm.

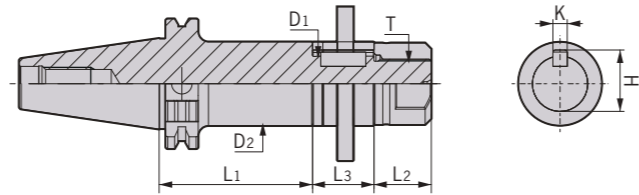
SK-FMB Face Milling Holder
SK-FMB 平面铣刀柄



型号 Specification	图示 Figure	D	D1	D2	D3	L	L1	刀盘锁紧螺钉 Locking screw for cutter	垫圈 Washer	出水 Water hole	重量 Weight
SK30- FMB22C-45	A	48	22	16	-	45	18	E100U300	-	√	0.70
FMB27C-50	A	60	27	33	-	50	20	E120U300	FM-1	√	1.00
SK40- FMB22C-40	A	48	22	16	-	40	18	E100U300	-	√	1.20
FMB22C-100	A	48	22	16	-	100	18	E100U300	-	√	2.00
FMB27C-60	A	60	27	33	-	60	20	E120U300	FM-1	√	1.70
FMB27C-100	A	60	27	33	-	100	20	E120U300	FM-1	√	2.60
FMB32C-60	A	78	32	40	-	60	22	E160U350	FM-2	√	2.30
FMB32C-100	A	78	32	40	-	100	22	E160U350	FM-2	√	3.70
FMB40C-60	A	85	40	50	-	60	25	E200Z350-50	-	√	2.50
SK50- FMB22C-35	A	48	22	16	-	35	18	E100U300	-	√	2.90
FMB22C-100	A	48	22	16	-	100	18	E100U300	-	√	3.80
FMB27C-35	A	60	27	33	-	35	20	E120U300	FM-1	√	3.20
FMB27C-100	A	60	27	33	-	100	20	E120U300	FM-1	√	4.50
FMB32C-40	A	78	32	40	-	40	22	E160U350	FM-2	√	3.60
FMB32C-100	A	78	32	40	-	100	22	E160U350	FM-2	√	5.80
FMB40C-50	A	85	40	50	-	50	25	E200Z350-50	-	√	4.20
FMB40F-75	B	89	40	-	66.7	75	25	E120U450	-	√	4.60
FMB60F-70	B	129	60	-	101.6	70	32	E160U500	-	√	7.90

DSC

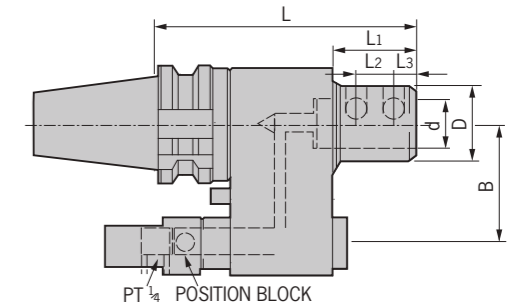
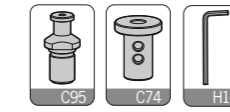
SK-DSC Side Cutter Holder
SK-DSC 侧铣刀柄



型号 Specification	L1	L2	L3	D1	D2	K	H	T	重量 Weight
SK40- DSC22-75	75	22	30	22	34	6	24.3	M20*1.5P	1.58
DSC22-120	120	22	30	22	34	6	24.3	M20*1.5P	1.90
DSC27-75	75	28	30	27	41	7	30	M24*1.5P	1.97
DSC27-120	120	28	30	27	41	7	30	M24*1.5P	2.44
SK50- DSC32-90	90	32	30	32	47	8	35.5	M30*1.5P	2.61
DSC22-90	90	22	30	22	34	6	24.3	M20*1.5P	3.52
DSC27-90	90	28	30	27	41	7	30	M24*1.5P	3.96
DSC27-135	135	28	30	27	41	7	30	M24*1.5P	4.43
DSC32-90	90	32	30	32	47	8	35.5	M30*1.5P	4.45
DSC32-135	135	32	30	32	47	8	35.5	M30*1.5P	5.06
DSC40-90	90	40	30	40	55	10	43.7	M36*2.0P	5.26
DSC40-135	135	40	30	40	55	10	43.7	M36*2.0P	6.10

SLO/CSO/PB

SK-SLO Oil-feed Holder
SK-SLO 油路刀柄

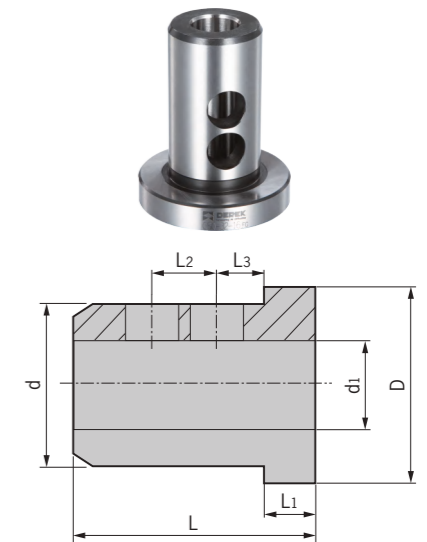


型号 Specification	D	d	L1	L2	L3	L	B	侧面压紧螺钉 Side-lock screw	扳手 Wrench	重量 Weight
SK40- SLO32-160	72	32	50	15	15	160	60/65	M120U200	L06D	5.35
SLO40-160	72	40	50	18	19	160	60/65	M140U160	L06D	5.04
SK50- SLO32-160	72	32	50	15	15	160	80/82	M120U200	L06D	8.64
SLO40-160	72	40	50	18	19	160	80/82	M140U160	L06D	8.35

注：报价时含扳手，请于订购时，依据机台规格确认中心距离B的尺寸。
Notice: 1. Wrench is included; 2. Before order please check the distance B.

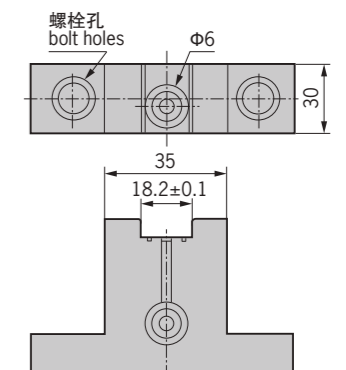
CSO Oil-feed Holder Reducing Sleeve CSO 油路刀套

型号 Specification	D	d	d1	L1	L2	L3	L	重量 Weight
CSO 32-16	53	32	16	10	15	15	65	0.40
32-20	53	32	20	10	15	15	65	0.35
32-25	53	32	25	10	15	15	65	0.26
40-16	63	40	16	10	18	19	75	0.74
40-20	63	40	20	10	18	19	75	0.68
40-25	63	40	25	10	18	19	75	0.59
40-32	63	40	32	10	18	19	75	0.41



PB Oil-feed Holder Positioning Block PB 油路止动块

型号 Specification	重量 Weight
BT40-PB30-35	0.53
BT50-PB30-35	0.46

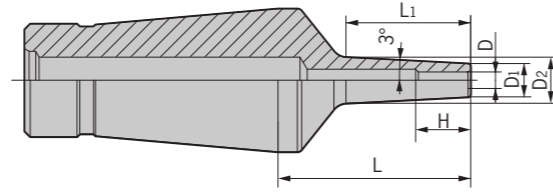


注意：在使用油路刀柄时，止动块是必需的配套附件。
止动块可安装到ATC等机器上。因此，随着越来越多的不同型号的机器，有必要与机械制造商协商正确安装。
Notice: Using oil-feed holder, positioning block is required.
Make sure to apply of the right method when assembling this block to different machines.

DSF-EXTENDER

DSF Shrink Fit Extender
DSF 烧结式热装延长杆

NEW

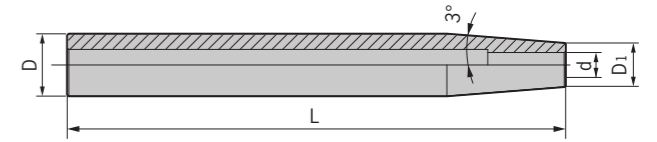


型号 Specification	D	D1	D2	L1	L	H (Min)	H (Max)	重量 Weight
DSF12- D3-35-1.5	3	6	8.4	22	35	10	60	0.20
D3-55-1.5	3	6	10.5	42	55	10	80	0.20
D3-80-1.5	3	6	13.1	67	80	10	105	0.20
D3-110-1.5	3	6	16.2	97	110	10	135	0.20
D3-35-2.25	3	7.5	9.9	22	35	10	60	0.20
D3-55-2.25	3	7.5	12	42	55	10	80	0.20
D3-80-2.25	3	7.5	14.6	67	80	10	105	0.20
D4-35-1.5	4	7	9.4	22	35	12	60	0.20
D4-55-1.5	4	7	11.5	42	55	12	80	0.20
D4-80-1.5	4	7	14.1	67	80	12	105	0.20
D4-110-1.5	4	7	17.2	97	110	12	135	0.20
D4-35-3	4	10	12.4	22	35	12	60	0.20
D4-55-3	4	10	14.5	42	55	12	80	0.20
D4-80-3	4	10	17.1	67	80	12	105	0.20
D5-35-1.5	5	8	10.4	22	35	15	60	0.20
D5-55-1.5	5	8	12.5	42	55	15	80	0.20
D5-80-1.5	5	8	15.1	67	80	15	105	0.20
D5-110-1.5	5	8	18.2	97	110	15	135	0.20
D6-35-1.5	6	9	11.4	22	35	18	60	0.20
D6-55-1.5	6	9	13.5	42	55	18	80	0.20
D6-80-1.5	6	9	16.1	67	80	18	105	0.20
D6-110-1.5	6	9	19.2	97	110	18	135	0.20
D6-35-3	6	12	14.4	22	35	18	60	0.20
D6-55-3	6	12	16.5	42	55	18	80	0.20
D6-80-3	6	12	19.1	67	80	18	105	0.20
D8-35-3	8	14	16.4	22	35	25	60	0.20
D8-55-3	8	14	18.5	42	55	25	80	0.20
D8-80-3	8	14	21.1	67	80	25	105	0.30
D10-35-3	10	16	18.4	22	35	30	60	0.20
D10-55-3	10	16	20.5	42	55	30	60	0.20
D10-80-3	10	16	23.1	67	80	30	60	0.30
D12-35-4	12	20	22.4	22	35	30	60	0.20
D12-55-4	12	20	24.5	42	55	30	60	0.20
D12-80-4	12	20	25.5	-	80	30	60	0.30

SF-EXTENDER

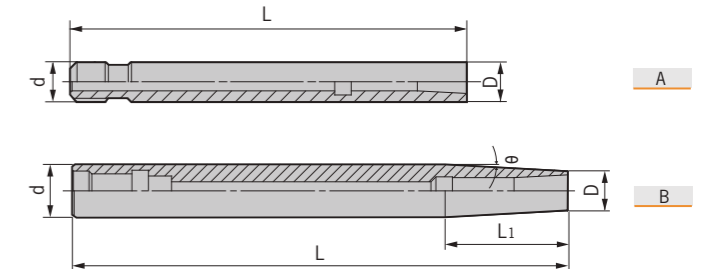
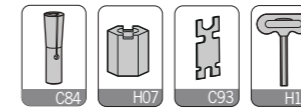
SF Shrink Fit Extender
SF 烧结式热装延长杆

NEW



型号 Specification	D	D1	d	L	重量 Weight
C12- SF3-160	12	8	3	160	0.20
SF4-160	12	8	4	160	0.21
C16- SF3-160	16	10	3	160	0.22
SF4-160	16	10	4	160	0.23
SF5-160	16	10	5	160	0.24
SF6-160	16	10	6	160	0.25
C20- SF5-160	20	14	5	160	0.40
SF6-160	20	14	6	160	0.42
SF8-160	20	14	8	160	0.44
C25- SF8-160	25	20	8	160	0.60
SF10-160	25	20	10	160	0.62
SF12-160	25	20	12	160	0.65
C32- SF10-160	32	27	10	160	0.78
SF12-160	32	27	12	160	0.81
SF16-160	32	27	16	160	0.83
SF20-160	32	27	20	160	0.85

DC Collet Extender
DC 小径延长杆



型号 Specification	图示 Figure	D	d	L1	L	θ	适用夹头 Suit collet	拉紧螺钉 Tension screw	止动螺母 Stop nut	扳手 Wrench	卡板扳手 WDC Wrench	重量 Weight
C10- DC4-90	A	9	10	-	90	-	DC4	E040U700	ZD4-1	T03-L	WDC	0.10
C12- DC4-120	B	9	12	-	120	-	DC4	E040U800	ZD4-2	T03-L	WDC	0.12
DC6-120	A	14	12	-	120	-	DC6	E050U950	ZD6-2	T04-L	WDC	0.13
C16- DC6-150	B	14	16	38	150	3°	DC6	E050U1000	ZD6-1	T04-L	WDC	0.22
C20- DC6-200	B	14	20	76	200	3°	DC6	E050U1150	ZD6-1	T04	WDC	0.42
C25- DC6-250	B	14	25	124	250	3°	DC6	E050U1500	ZD6-1	T04	WDC	0.50
C20- DC8-150	B	19	20	28	150	2°	DC8	E060U800	ZD8-1	T05-L	WDC	0.40
DC8-200	B	19	20	28	200	2°	DC8	E060U1200	ZD8-1	T05-L	WDC	0.65
C25- DC10-150	B	24	25	28	150	2°	DC10	E080U800	ZD10-1	T06-L	WDC	0.60
DC10-200	B	24	25	28	200	2°	DC10	E080U1200	ZD10-1	T06-L	WDC	0.68
DC10-250	B	24	25	28	250	2°	DC10	E080U1400	ZD10-1	T06-L	WDC	0.78
C32- DC12-200	B	30	32	57	200	2°	DC12	E100U1200	ZD12-1	T08	WDC	0.82
DC12-250	B	30	32	57	250	2°	DC12	E100U1400	ZD12-1	T08	WDC	0.95
DC12-300	B	30	32	57	300	2°	DC12	E100U1600	ZD12-1	T08	WDC	1.15

加工中心刀柄
TOOL HOLDERS

可调节刀柄
Adjustable chuck

热装刀柄
Hot holder

刀柄
ET holder

热装刀柄
SH holder

刀柄配件
Holder accessories

加工中心刀柄
TOOL HOLDERS

可调节刀柄
Adjustable chuck

热装刀柄
Hot holder

刀柄
ET holder

热装刀柄
SH holder

刀柄配件
Holder accessories

DC/DSK-EXTENDER

DSK Collet Extender
DSK 弹性筒夹延长杆



型号 Specification	D	d	L ₁	L	重量 Weight
C20- DSK6-120	20	20	39	120	0.26
DSK6-150	20	20	39	150	0.33
DSK6-180	20	20	39	180	0.40
DSK10-120	27.5	20	47.2	120	0.32
DSK10-150	27.5	20	47.2	150	0.40
DSK10-180	27.5	20	47.2	180	0.47

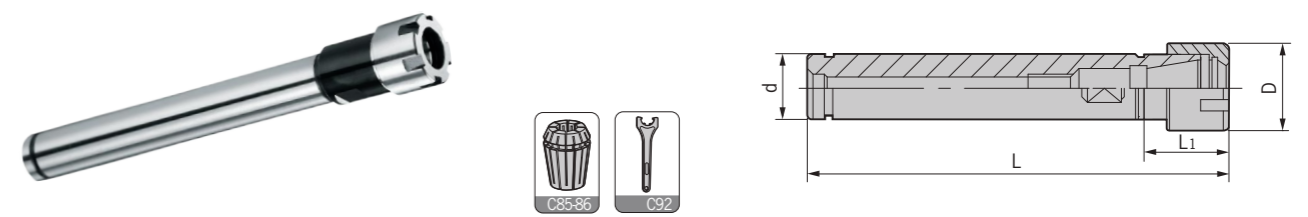
ER Collet Extender
ER 弹性筒夹延长杆



型号 Specification	D	d	L ₁	L	重量 Weight
C16- ER16-100	28	16	37	137	0.20
ER16-150	28	16	37	187	0.25
ER20-100	34	16	42	142	0.25
C20- ER16-100	28	20	37	137	0.28
ER16-150	28	20	37	187	0.36
ER20-100	34	20	42	142	0.30
ER20-150	34	20	42	192	0.38
ER25-100	42	20	46	146	0.10
ER25-150	42	20	46	196	0.49
C25- ER16-100	28	25	37	137	0.41
ER16-150	28	25	37	187	0.54
ER20-100	34	25	42	142	0.42
ER20-150	34	25	42	192	0.55
ER25-100	42	25	46	146	0.45
ER25-150	42	25	46	196	0.65

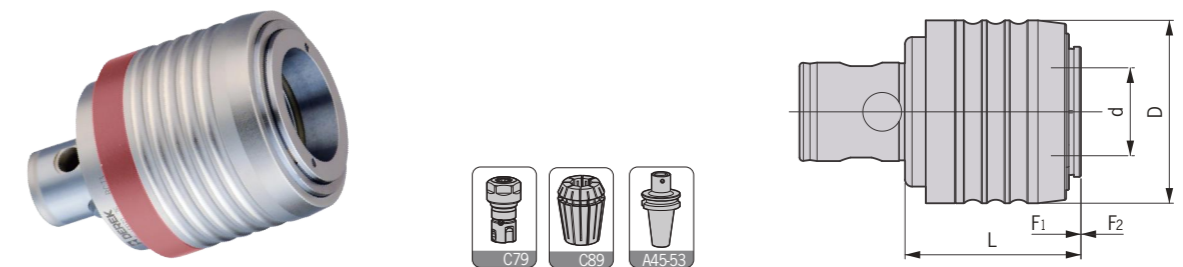
ER-M-EXTENDER/DCK-VER

ER-M Collet Extender
ER-M 弹性筒夹延长杆



型号 Specification	D	d	L ₁	L	重量 Weight
C12- ER11M-100	16	12	25	125	0.12
ER11M-150	16	12	25	175	0.14
C16- ER11M-100	16	16	25	125	0.14
ER11M-150	16	16	25	175	0.22
ER16M-100	22	16	36	136	0.15
ER16M-150	22	16	36	186	0.21
C20- ER16M-100	22	20	36	136	0.24
ER16M-150	22	20	36	186	0.33
ER20M-100	28	20	42	142	0.23
ER20M-150	28	20	42	192	0.32
ER20M-200	28	20	42	242	0.53
C25- ER20M-150	28	25	42	192	0.50

DCK-VER Split Synch Tapping Chuck
DCK-VER 分体式微补偿攻牙刀柄



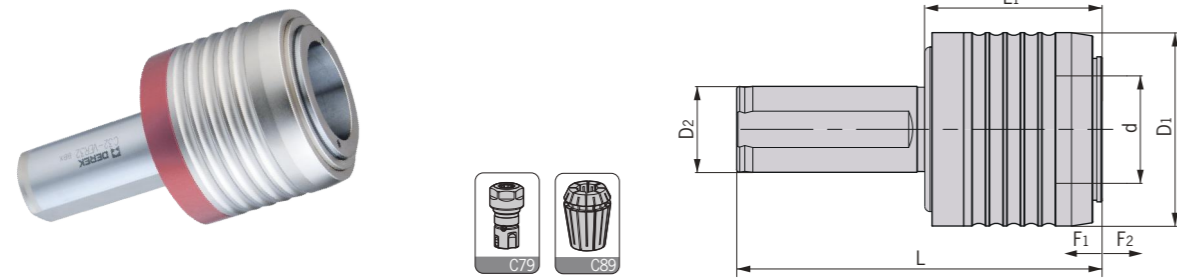
型号 Specification	D	d	L	F ₁	F ₂	攻牙能力 Tapping capacity	适用延长杆 Suit extender	重量 Weight
DCK5-VER20-50	52	25	50	0.2	1	M5-M16	VER20-M26	0.65
DCK6-VER32-75	72	40	75	0.2	1	M10-M24	VER32-M30	1.80
DCK7-VER40-90	87	50	90	0.2	1	M14-M33	VER40-M32	3.28

注：延长杆、筒夹和扳手需单独订购。
Notice: extender, collets, and wrenches shall be ordered separately.

C-VER/VER-EXTENDER

C-VER Split Synch Tapping Chuck
C-VER 分体式微补偿攻牙刀柄

NEW

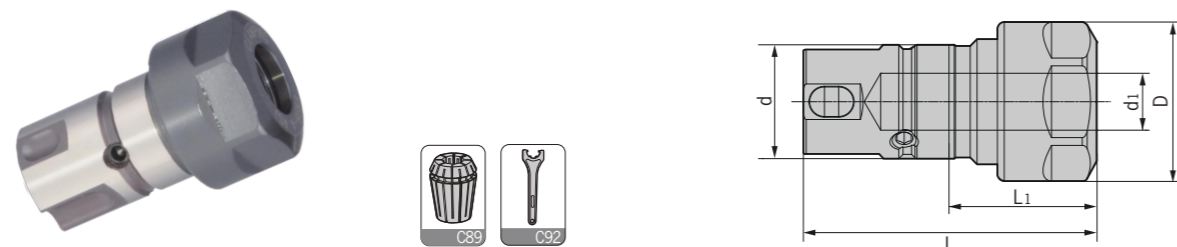


型号 Specification	d	D1	D2	L	L1	F1	F2	攻牙能力 Tapping capacity	适用延长杆 Suit extender	重量 Weight
C25- VER25	32	60	25	115	55	0.2	1	M6-M20	VER25-M28	0.96
C32- VER25	32	60	32	125	55	0.2	1	M6-M20	VER25-M28	1.13
VER32	40	72	32	136	66	0.2	1	M10-M24	VER32-M30	1.73

注：延长杆、筒夹和扳手需单独订购。
Notice: extender, collets, and wrenches shall be ordered separately.

VER Split Synch Tapping Extender
VER 分体式微补偿攻牙延长杆

NEW

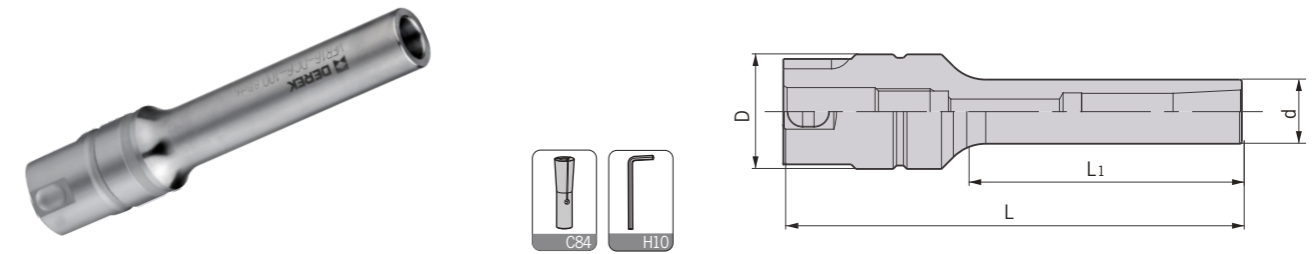


型号 Specification	夹持范围 Clamping range	D	d	L	L1	定位螺钉 Locking Screw	攻牙能力 Tapping capacity	重量 Weight
VER 16-M24	2-10	28	20	41	24	M050U050	M3-M12	0.15
16-L55	2-10	28	20	72	55	M050U050	M3-M12	0.22
VER 20-M26	2-13	34	25	51.5	26	M060U060	M5-M16	0.20
20-L75	2-13	34	25	100.5	75	M060U060	M5-M16	0.29
VER 25-M28	2-16	42	32	58	28	M080U080	M6-M20	0.35
25-L86	2-16	42	32	116	86	M080U080	M6-M20	0.54
VER 32-M30	4-20	50	40	69	30	M080U100	M10-M24	0.50
32-L90	4-20	50	40	129	90	M080U100	M10-M24	0.81
VER 40-M32	6-26	63	50	82	32	M100U140	M14-M33	0.65
40-L95	6-26	63	50	145	95	M100U140	M14-M33	0.98

VER-DC EXTENDER/VER LOCK

VER-DC Split Synch Tapping Extender
VER-DC 分体式微补偿攻牙延长杆

NEW



型号 Specification	D	d	L	L1	适用筒夹 Suit collet	拉紧螺钉 Tension screw	止动螺母 Stop nut	扳手 Wrench	重量 Weight
VER 16-DC4	20	10	80	50	DC4	E040U0300	ZD4-2	L03	0.08
16-DC6	20	14	90	60	DC6	E050U0400	ZD6-1	L04	0.10
VER 20-DC4	25	10	90	50	DC4	E040U0350	ZD4-2	L03	0.15
20-DC6	25	14	100	60	DC6	E050U0400	ZD6-1	L04	0.17
20-DC8	25	19	120	80	DC8	E060U0500	ZD8-1	L06	0.22

VER Lock(Fixed)
VER 锁刀座

NEW



型号
Specification

- TL-VER16
- TL-VER20
- TL-VER25
- TL-VER32
- TL-VER40

加工中心刀柄
TOOL HOLDERS

可调节刀柄
Adjustable chuck

筒夹刀柄
Collet holder

刀柄
ET holder

筒夹刀柄
SK holder

刀柄配件
Holder accessories

加工中心刀柄
TOOL HOLDERS

可调节刀柄
Adjustable chuck

筒夹刀柄
Collet holder

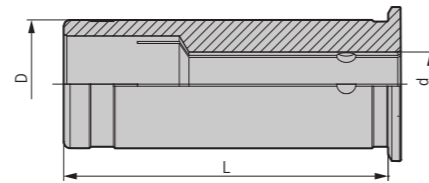
刀柄
ET holder

筒夹刀柄
SK holder

刀柄配件
Holder accessories

DHC/ODHC

Hydraulic Collet - Flange Cooling
D型端面出水液压筒夹



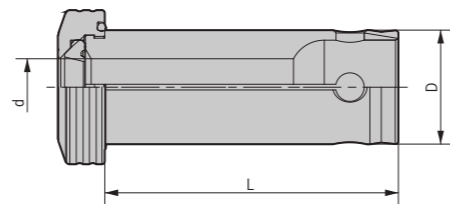
型号 Specification	d	D	L
DHC12-3	3	12	45
4	4	12	45
5	5	12	45
6	6	12	45
8	8	12	45

型号 Specification	d	D	L
DHC20-3	3	20	50.5
4	4	20	50.5
5	5	20	50.5
6	6	20	50.5
8	8	20	50.5
10	10	20	50.5
12	12	20	50.5
14	14	20	50.5
16	16	20	50.5

型号 Specification	d	D	L
DHC32-6	6	32	60.5
8	8	32	60.5
10	10	32	60.5
12	12	32	60.5
14	14	32	60.5
16	16	32	60.5
18	18	32	60.5
20	20	32	60.5
25	25	32	60.5

■精度≤0.003mm
■Runint(3D) ≤ 0.003mm

Hydraulic Collet - Internal Cooling
OD型中心出水液压筒夹



型号 Specification	d	D	L
ODHC12-3	3	12	45
4	4	12	45
5	5	12	45
6	6	12	45
8	8	12	45

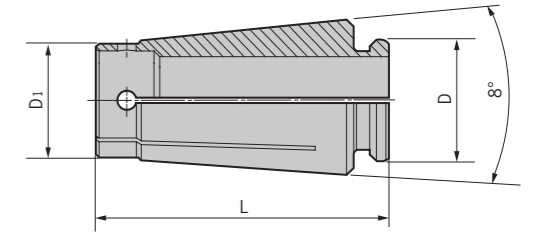
型号 Specification	d	D	L
ODHC20-3	3	20	51
4	4	20	51
5	5	20	51
6	6	20	51
8	8	20	51
10	10	20	51
12	12	20	51
14	14	20	51
15	15	20	51
16	16	20	51

型号 Specification	d	D	L
ODHC32-6	6	32	64
8	8	32	64
10	10	32	64
12	12	32	64
14	14	32	64
15	15	32	64
16	16	32	64
18	18	32	64
19	19	32	64
20	20	32	64
24	24	32	64
25	25	32	64

■精度≤0.003mm
■Runint(3D) ≤ 0.003mm

DSK-COLLET

DSK Precision Collet
DSK 精密弹性筒夹



DSK6		DSK10		DSK16		DSK20		DSK25	
SET NO.	9PCS RANGEmm	SET NO.	16PCS RANGEmm	SET NO.	27PCS RANGEmm	SET NO.	33PCS RANGEmm	SET NO.	40PCS RANGEmm
DSK6-2	1.8-2.0	DSK10-2	1.75-2.0	DSK16-3	2.75-3.0	DSK20-4	3.5-4.0	DSK25-6	5.5-6.0
2.5	2.3-2.5	3	2.75-3.0	3.5	3.0-3.5	4.5	4.0-4.5	6.5	6.0-6.5
3	2.8-3.0	3.5	3.0-3.5	4	3.5-4.0	5	4.5-5.0	7	6.5-7.0
3.5	3.0-3.5	4	3.5-4.0	4.5	4.0-4.5	5.5	5.0-5.5	7.5	7.0-7.5
4	3.5-4.0	4.5	4.0-4.5	5	4.5-5.0	6	5.5-6.0	8	7.5-8.0
4.5	4.0-4.5	5	4.5-5.0	5.5	5.0-5.5	6.5	6.0-6.5	8.5	8.0-8.5
5	4.5-5.0	5.5	5.0-5.5	6	5.5-6.0	7	6.5-7.0	9	8.5-9.0
5.5	5.0-5.5	6	5.5-6.0	6.5	6.0-6.5	7.5	7.0-7.5	9.5	9.0-9.5
6	5.5-6.0	6.5	6.0-6.5	7	6.5-7.0	8	7.5-8.0	10	9.5-10.0
		7	6.5-7.0	7.5	7.0-7.5	8.5	8.0-8.5	10.5	10.0-10.5
		7.5	7.0-7.5	8	7.5-8.0	9	8.5-9.0	11	10.5-11.0
		8	7.5-8.0	8.5	8.0-8.5	9.5	9.0-9.5	11.5	11.0-11.5
		8.5	8.0-8.5	9	8.5-9.0	10	9.5-10.0	12	11.5-12.0
		9	8.5-9.0	9.5	9.0-9.5	10.5	10.0-10.5	12.5	12.0-12.5
		9.5	9.0-9.5	10	9.5-10.0	11	10.5-11.0	13	12.5-13.0
		10	9.5-10.0	10.5	10.0-10.5	11.5	11.0-11.5	13.5	13.0-13.5
		11	10.5-11.0	11.5	11.0-11.5	12	11.5-12.0	14	13.5-14.0
		11.5	11.0-11.5	12	11.5-12.0	12.5	12.0-12.5	14.5	14.0-14.5
		12	11.5-12.0	12.5	12.0-12.5	13	12.5-13.0	15	14.5-15.0
		12.5	12.0-12.5	13	12.5-13.0	13.5	13.0-13.5	15.5	15.0-15.5
		13	12.5-13.0	13.5	13.0-13.5	14	13.5-14.0	16	15.5-16.0
		13.5	13.0-13.5	14	13.5-14.0	14.5	14.0-14.5	16.5	16.0-16.5
		14	13.5-14.0	14.5	14.0-14.5	15	14.5-15.0	17	16.5-17.0
		14.5	14.0-14.5	15	14.5-15.0	15.5	15.0-15.5	17.5	17.0-17.5
		15	14.5-15.0	15.5	15.0-15.5	16	15.5-16.0	18	17.5-18.0
		15.5	15.0-15.5	16	15.5-16.0	16.5	16.0-16.5	18.5	18.0-18.5
		16	15.5-16.0	16.5	16.0-16.5	17	16.5-17.0	19	18.5-19.0
				17	17.0-17.5	17.5	17.0-17.5	19.5	19.0-19.5
				18	17.5-18.0	18	17.5-18.0	20	19.5-20.0
				18.5	18.0-18.5	18.5	18.0-18.5	20.5	20.0-20.5
				19	18.5-19.0	19	18.5-19.0	21	20.5-21.0
				19.5	19.0-19.5	19.5	19.0-19.5	21.5	21.0-21.5
				20	19.5-20.0	20	19.5-20.0	22	21.5-22.0
								22.5	22.0-22.5
								23	22.5-23.0
								23.5	23.0-23.5
								24	23.5-24.0
								24.5	24.0-24.5
								25	24.5-25.0
								25.4	25.0-25.4

型号 Specification	D	D1	L
DSK 6	9	7.5	25
10	13	11.9	30.5
16	20.7	18.7	45
20	24	23	50
25	29.3	28.7	57


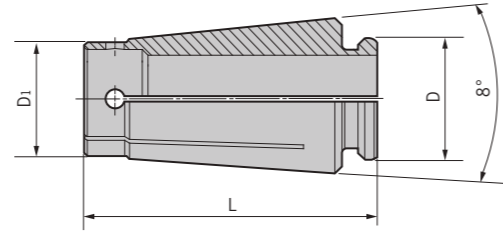
弹性筒夹等级说明 / Spring Collet Precision
■A级: 小于等于0.01mm ■UP级: 小于等于0.005mm
■A: ≤0.01 mm ■UP: ≤0.005 mm

备注: DSK筒夹常规备库为UP级。
Remark: DSK collets in stock with UP grade.

DSK-C-COLLET

DSK-C Sealing Precision Collet
DSK-C 止水精密弹性筒夹

NEW



DSK10		DSK16	
SET NO.	4PCS RANGEmm	SET NO.	6PCS RANGEmm
DSK10-4-C	4.0	DSK16-6-C	6.0
6-C	6.0	8-C	8.0
8-C	8.0	10-C	10.0
10-C	10.0	12-C	12.0
		14-C	14.0
		16-C	16.0

■精度≤0.005mm
■Accuracy ≤ 0.005mm

DSK Collet Puller
DSK 筒夹拆卸器

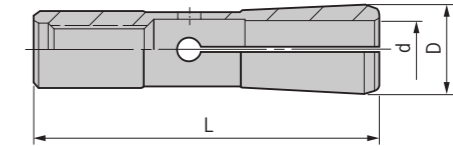
NEW

型号 Specification	适配筒夹 Suit Collet
DSK 6-T	DSK6
10-T	DSK10
16-T	DSK16
20-T	DSK20
25-T	DSK25



DC-COLLET

DC Slim Collet
DC小径筒夹



型号 Specification	D	L
DC 4	7	31
6	9.6	36
8	15	45
10	19	52
12	22	60

型号 Specification	夹持范围 Clamping range
DC4- 3E	2.75-3
4E	3.75-4

型号 Specification	夹持范围 Clamping range
DC6- 3E	2.75-3
4E	3.75-4
6E	5.75-6

■精度≤0.005mm
■Runint(3D) ≤ 0.005mm

特点 / Feature

- DC筒夹设计重点强调立铣刀的夹持力。
- 每个夹头的夹持范围为0.25mm。
- The design of DC collects is emphasized on increasing the clamping force.
- Gripping range of each collect is 0.25mm.

型号 Specification	夹持范围 Clamping range
DC8- 3E	2.75-3
4E	3.75-4
6E	5.75-6
8E	7.75-8

型号 Specification	夹持范围 Clamping range
DC10- 3E	2.75-3
4E	3.75-4
6E	5.75-6
8E	7.75-8
10E	9.75-10

型号 Specification	夹持范围 Clamping range
DC12- 3E	2.75-3
4E	3.75-4
6E	5.75-6
8E	7.75-8
10E	9.75-10
12E	11.75-12

ER-COLLET

ER Collet
ER 弹性筒夹



型号 Specification											
ER11-13PCS		ER16-10PCS		ER20-12PCS		ER25-15PCS		ER32-19PCS		ER40-24PCS	
SET NO.	RANGEmm	SET NO.	RANGEmm	SET NO.	RANGEmm	SET NO.	RANGEmm	SET NO.	RANGEmm	SET NO.	RANGEmm
ER11- 1	1.0-0.5	ER16- 1	1.0-0.5	ER20- 2	2.0-1.0	ER25- 2	2.0-1.0	ER32- 2	2.0-1.0	ER40- 3	3.0-2.0
1.5	1.5-1.0	2	2.0-1.0	3	3.0-2.0	3	3.0-2.0	3	3.0-2.0	4	4.0-3.0
2	2.0-1.5	3	3.0-2.0	4	4.0-3.0	4	4.0-3.0	4	4.0-3.0	5	5.0-4.0
2.5	2.5-2.0	4	4.0-3.0	5	5.0-4.0	5	5.0-4.0	5	5.0-4.0	6	6.0-5.0
3	3.0-2.5	5	5.0-4.0	6	6.0-5.0	6	6.0-5.0	6	6.0-5.0	7	7.0-6.0
3.5	3.5-3.0	6	6.0-5.0	7	7.0-6.0	7	7.0-6.0	7	7.0-6.0	8	8.0-7.0
4	4.0-3.5	7	7.0-6.0	8	8.0-7.0	8	8.0-7.0	8	8.0-7.0	9	9.0-8.0
4.5	4.5-4.0	8	8.0-7.0	9	9.0-8.0	9	9.0-8.0	9	9.0-8.0	10	10.0-9.0
5	5.0-4.5	9	9.0-8.0	10	10.0-9.0	10	10.0-9.0	10	10.0-9.0	11	11-10
5.5	5.5-5.0	10	10.0-9.0	11	11-10	11	11-10	11	11-10	12	12-11
6	6.0-5.5			12	12-11	12	12-11	12	12-11	13	13-12
6.5	6.5-6.0			13	13-12	13	13-12	13	13-12	14	14-13
7	7.0-6.5					14	14-13	14	14-13	15	15-14
						15	15-14	15	15-14	16	16-15
						16	16-15	16	16-15	17	17-16
						17	17-16	17	17-16	18	18-17
						18	18-17	18	18-17	19	19-18
						19	19-18	19	19-18	20	20-19
						20	20-19	20	20-19	21	21-20
								21	21-20	22	22-21
								22	22-21	23	23-22
								23	23-22	24	24-23
								24	24-23	25	25-24
								25	25-24	26	26-25
								26	26-25		

型号 Specification	D	L
ER 11	11.5	18
16	17	27.5
20	21	31.5
25	26	34
32	33	40
40	41	46

例：ER11-13PCS为套装型号。
Note: ER 11-13PCS is a set.

弹性筒夹等级说明 / Spring Collet Precision

■A级：小于等于0.01mm ■UP级：小于等于0.005mm
■A: ≤0.01 mm ■UP: ≤0.005 mm

备注：ER筒夹常规备库为A级。
Remark: ER collets in stock with A grade.

ER-C-COLLET

ER-C Sealing Collet
ER-C 止水弹性筒夹

NEW



型号 Specification									
ER16-8PCS-C		ER20-11PCS-C		ER25-14PCS-C		ER32-18PCS-C		ER40-21PCS-C	
SET NO.	RANGEmm	SET NO.	RANGEmm	SET NO.	RANGEmm	SET NO.	RANGEmm	SET NO.	RANGEmm
ER16- 3-C	3.0	ER20- 3-C	3.0	ER25- 3-C	3.0	ER32- 3-C	3.0	ER40- 6-C	6.0
4-C	4.0	4-C	4.0	4-C	4.0	4-C	4.0	7-C	7.0
5-C	5.0	5-C	5.0	5-C	5.0	5-C	5.0	8-C	8.0
6-C	6.0	6-C	6.0	6-C	6.0	6-C	6.0	9-C	9.0
7-C	7.0	7-C	7.0	7-C	7.0	7-C	7.0	10-C	10.0
8-C	8.0	8-C	8.0	8-C	8.0	8-C	8.0	11-C	11.0
9-C	9.0	9-C	9.0	9-C	9.0	9-C	9.0	12-C	12.0
10-C	10.0	10-C	10.0	10-C	10.0	10-C	10.0	13-C	13.0
		11-C	11.0	11-C	11.0	11-C	11.0	14-C	14.0
		12-C	12.0	12-C	12.0	12-C	12.0	15-C	15.0
		13-C	13.0	13-C	13.0	13-C	13.0	16-C	16.0
				14-C	14.0	14-C	14.0	17-C	17.0
				15-C	15.0	15-C	15.0	18-C	18.0
				16-C	16.0	16-C	16.0	19-C	19.0
						17-C	17.0	20-C	20.0
						18-C	18.0	21-C	21.0
						19-C	19.0	22-C	22.0
						20-C	20.0	23-C	23.0
								24-C	24.0
								25-C	25.0
								26-C	26.0

型号 Specification	D	L
ER 16-C	17.0	27.5
20-C	21.0	31.5
25-C	26.0	34
32-C	33.0	40
40-C	41.0	46

例：ER16-8PCS-C为套装型号。
Note: ER16-8PCS-C is a set.

弹性筒夹等级说明 / Spring Collet Precision

■普通级：小于等于0.015mm ■A级：小于等于0.01mm ■UP级：小于等于0.005mm
■Standard: ≤0.015 mm ■A: ≤0.01 mm ■UP: ≤0.005 mm

备注：ER-C筒夹常规备库为A级。
Remark: ER-C collets in stock with A grade.

加工中心刀柄
TOOL HOLDERS

可调节刀柄
Adjustable chuck

刀柄
RISK holder

刀柄
ER holder

刀柄
SK holder

刀柄配件
Holder accessories

加工中心刀柄
TOOL HOLDERS

可调节刀柄
Adjustable chuck

刀柄
RISK holder

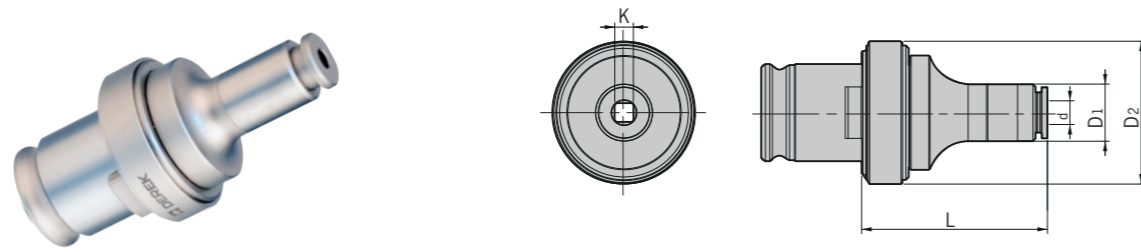
刀柄
ER holder

刀柄
SK holder

刀柄配件
Holder accessories

TPD

TPD316 Tapping Collet
TPD316 攻牙筒夹



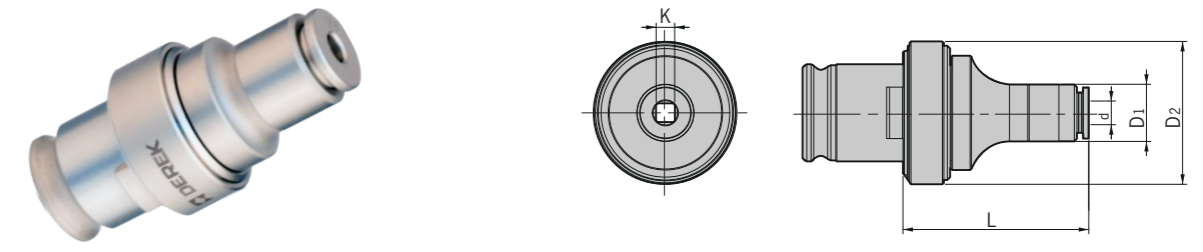
型号 Specification	d	k	D1	D2	备注通用Taps				
					ISO529(2)	ISO529(1)	JIS	DIN371	DIN376
TPD316-028021-L	2.8	2.1	20	33	-	-	-	-	M4
0315025-L	3.15	2.5	20	33	M4	M3	-	-	-
035027-L	3.5	2.7	20	33	-	-	-	M3	M5
0400315-L	4	3.15	20	33	M5	M4	-	-	-
040032-L	4	3.2	20	33	-	-	M3; W1/8	-	-
045034-L	4.5	3.4	20	33	-	-	-	M4	M6
0450355-L	4.5	3.55	20	33	M6	-	-	-	-
050040-L	5	4	20	33	-	M5	M4	-	-
055045-L	5.5	4.5	20	33	-	-	M5; W3/16	-	-
060045-L	6	4.5	20	33	-	-	M6; W1/4	-	-
060049-L	6	4.9	20	33	-	-	-	M4.5; M5; M6	M8
061050-L	6.1	5	20	33	-	-	W5/16	-	-
062050-L	6.2	5	20	33	-	-	M8	-	-
063050-L	6.3	5	20	33	M8	M6	-	-	-
070055-L	7	5.5	20	33	-	-	M10; W3/8	-	M9 M10
080060-L	8	6	20	33	-	-	W7/16; PT1/8	-	-
080062-L	8	6.2	20	33	-	-	-	M8	-
080063-L	8	6.3	20	33	M10	M8	-	-	-
085065-L	8.5	6.5	20	33	-	-	M12	-	-
090070-L	9	7	27	33	-	-	W1/2	-	M12
090071-L	9	7.1	27	33	M12	-	-	-	-
100080-L	10	8	27	33	-	M10	-	M10	-
105080-L	10.5	8	27	33	-	-	M14	-	-
110090-L	11	9	27	33	-	-	PT1/4	-	M14
112090-L	11.2	9	27	33	M14	-	-	-	-
120090-L	12	9	27	33	-	-	-	-	M16
125100-L	12.5	10	27	33	M16	-	M16	-	-

TPD丝锥筒夹长度 Length Of Tapping Collet		
L	L+60*	L+100*
45	105	145

注：ISO529 (1) 为细柄普通粗牙螺纹丝锥；
ISO529 (2) 为粗柄普通粗牙螺纹丝锥。
其中“d”，“k”尺寸为标准丝锥柄部参考数据。
TPD316丝锥筒夹分别有三款长度可选，带*规格非常备库存。例：TPD316-028021-105
Note: Regular inventory is length of "L". Length with "*" should be specially made as request.
For example: TPD316-028021-105

TPD

TPD830 Tapping Collet
TPD830 攻牙筒夹



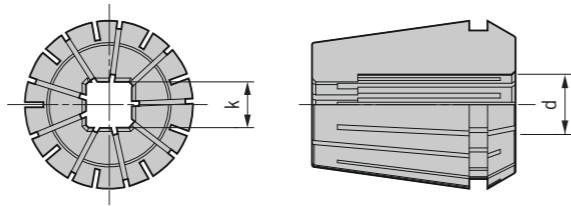
型号 Specification	d	k	D1	D2	备注通用Taps			
					ISO529(2)	JIS	DIN371	DIN376
TPD830-060049-L	6	4.9	20	50	-	-	-	M8
061050-L	6.1	5	20	50	-	W5/16	-	-
062050-L	6.2	5	20	50	-	M8	-	-
063050-L	6.3	5	20	50	M8	-	-	-
070055-L	7	5.5	20	50	-	M10; W3/8	-	M10
080060-L	8	6	20	50	-	W7/16; PT1/8; PT1/16	-	-
080062-L	8	6.2	20	50	-	-	M8	-
080063-L	8	6.3	20	50	M10	-	-	-
085065-L	8.5	6.5	20	50	-	M12	-	-
090070-L	9	7	27	50	-	W1/2	-	M12
090071-L	9	7.1	27	50	M12	-	-	-
100080-L	10	8	27	50	-	-	M10	-
105080-L	10.5	8	27	50	-	M14	-	-
110090-L	11	9	27	50	-	PT1/4	-	M14
112090-L	11.2	9	27	50	M14	-	-	-
120090-L	12	9	27	50	-	W5/8	-	M16
125100-L	12.5	10	27	50	M16	M16	-	-
140110-L	14	11	32	50	-	M18; W3/4; PT3/8	-	M18
140112-L	14	11.2	32	50	M18; M20	-	-	-
150120-L	15	12	32	50	-	M20	-	-
160120-L	16	12	32	50	PT1/2	-	-	M20
160125-L	16	12.5	32	50	M22	-	-	-
170130-L	17	13	32	50	-	M22; W7/8	-	-
180140-L	18	14	36	50	M24	PT1/2	-	-
180145-L	18	14.5	36	50	-	-	-	M22; M24
190150-L	19	15	36	50	-	M24	-	-
200150-L	20	15	36	50	-	M27; W1	-	-
200160-L	20	16	36	50	M27; M30	-	-	M27
220180-L	22	18	36	50	-	-	-	M30
230170-L	23	17	36	50	-	M30	-	-

TPD丝锥筒夹长度 Length Of Tapping Collet		
L	L+60*	L+100*
65	125	165

注：ISO529 (1) 为细柄普通粗牙螺纹丝锥；
ISO529 (2) 为粗柄普通粗牙螺纹丝锥。
其中“d”，“k”尺寸为标准丝锥柄部参考数据。
TPD830丝锥筒夹分别有三款长度可选，带*规格非常备库存。例：TPD830-060049-125
Note: Regular inventory is length of "L". Length with "*" should be specially made as request.
For example: TPD830-060049-125

ER-G

ER-G Tapping Collet
ER-G 攻牙筒夹



NEW

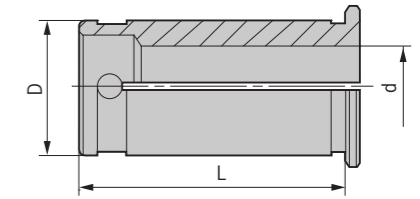
型号 Specification		d	k	备注通用Taps				
				ISO529(1)	ISO529(2)	JIS	DIN371	DIN376
ER16-		0224018G	2.24	1.8	-	M3	-	-
ER16-		028021G	2.8	2.1	-	-	-	M4
ER16-		0315025G	3.15	2.5	M3	M4	-	-
ER16-		035027G	3.5	2.7	-	-	M3	M4.5、M5
ER16-	ER20-	040032G	4	3.2	M4	M5	M3、W1/8	-
ER16-	ER20-	ER25-	045034G	4.5	3.4	-	M4	M6
ER16-	ER20-	ER25-	0450355G	4.5	3.55	-	M6	-
ER16-	ER20-	ER25-	050040G	5	4	M5	M4	-
ER16-	ER20-	ER25-	055045G	5.5	4.5	-	M5、W3/16	-
ER16-	ER20-	ER25-	060045G	6	4.5	-	M6、W1/4	-
ER16-	ER20-	ER25-	060049G	6	4.9	-	M4.5、M5、M6M8	-
ER16-	ER20-	ER25-	061050G	6.1	5	-	W5/16	-
ER16-	ER20-	ER25-	062050G	6.2	5	-	M8	-
ER16-	ER20-	ER25-	063050G	6.3	5	M6	M8	-
ER16-	ER20-	ER25-	ER32-	070055G	7	5.5	-	M10、W3/8 M7 M9、M10
ER16-	ER20-	ER25-	ER32-	080060G	8	6	-	W7/16、PT1/8 -
ER16-	ER20-	ER25-	ER32-	080062G	8	6.2	-	M8 M11
ER16-	ER20-	ER25-	ER32-	080063G	8	6.3	M8	M10 -
ER16-	ER20-	ER25-	ER32-	085065G	8.5	6.5	-	M12 -
ER16-	ER20-	ER25-	ER32-	090070G	9	7	-	W1/2 M9 M12
ER16-	ER20-	ER25-	ER32-	090071G	9	7.1	-	M12 -
ER16-	ER20-	ER25-	ER32-	ER40-	100080G	10	8	M10 -
ER20-	ER25-	ER32-	ER40-	105080G	10.5	8	-	M14 -
ER20-	ER25-	ER32-	ER40-	110090G	11	9	-	PT1/4 - M14
ER20-	ER25-	ER32-	ER40-	112090G	11.2	9	-	M14 -
ER20-	ER25-	ER32-	ER40-	120090G	12	9	-	W5/8 - M16
ER20-	ER25-	ER32-	ER40-	125100G	12.5	10	-	M16 -
ER25-	ER32-	ER40-	140110G	14	11	-	M18、W3/4、PT3/8	- M18
ER25-	ER32-	ER40-	140112G	14	11.2	-	M18、M20	M18 -
ER25-	ER32-	ER40-	150120G	15	12	-	M20	-
ER32-	ER40-	160120G	16	12	-	-	-	M20
ER32-	ER40-	160125G	16	12.5	-	M22	-	-
ER32-	ER40-	170130G	17	13	-	-	M22、W7/8	-
ER32-	ER40-	180140G	18	14	-	M24	PT1/2	-
ER32-	ER40-	180145G	18	14.5	-	-	-	M22、M24
ER32-	ER40-	190150G	19	15	-	-	M24	-
ER40-	200150G	20	15	-	-	M27、W1、PT5/8	-	-
ER40-	200160G	20	16	-	M27、M30	-	-	M27
ER40-	220180G	22	18	-	-	-	-	M30
ER40-	220190G	22	19	-	-	M32、M33	-	-
ER40-	224180G	22.4	18	-	M33	-	-	-
ER40-	230170G	23	17	-	-	M30、PT3/4	-	-
ER40-	250190G	25	19	-	-	M33	-	-

注：选型前需确认丝锥柄径与四方尺寸。
Note: The size of the shank must to be suitable with the collet.

■常规备库精度≤0.015mm
■In stock with accuracy ≤ 0.015mm

SC

SC Power Collet
SC 强力筒夹



型号 Specification	D	d	L
SC16- 4	16	4	45
6	16	6	45
8	16	8	45
10	16	10	45
12	16	12	45

型号 Specification	D	d	L
SC32- 3	32	3	66
4	32	4	66
5	32	5	66
6	32	6	66
7	32	7	66
8	32	8	66
9	32	9	66
10	32	10	66
11	32	11	66
12	32	12	66
13	32	13	66
14	32	14	66
15	32	15	66
15.6	32	15.6	66
16	32	16	66
17	32	17	66
18	32	18	66
19	32	19	66
20	32	20	66
21	32	21	66
22	32	22	66
23	32	23	66
24	32	24	66
25	32	25	66

■精度≤0.01mm
■A grade precision ≤ 0.01mm

型号 Specification	D	d	L
SC20- 4	20	4	52
6	20	6	52
8	20	8	52
10	20	10	52
12	20	12	52
15	20	15	52
16	20	16	52

型号 Specification	D	d	L
SC42- 6	42	6	80
8	42	8	80
10	42	10	80
12	42	12	80
16	42	16	80
18	42	18	80
20	42	20	80
24	42	24	80
25	42	25	80
32	42	32	80

型号 Specification	D	d	L
SC25- 6	25	6	60
8	25	8	60
10	25	10	60
12	25	12	60
16	25	16	60
20	25	20	60

加工中心刀柄
TOOL HOLDERS

可调节刀柄
Adjustable chuck

ISO529刀柄
ISO529 holder

刀柄
Holder

SK刀柄
SK holder

刀柄配件
Holder accessories

加工中心刀柄
TOOL HOLDERS

可调节刀柄
Adjustable chuck

ISO529刀柄
ISO529 holder

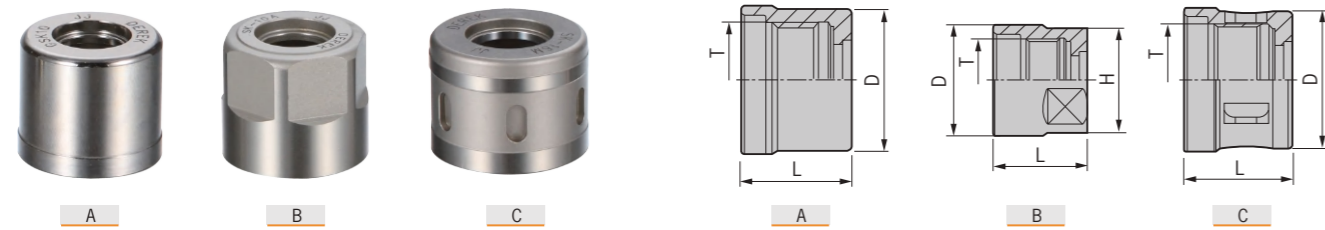
刀柄
Holder

SK刀柄
SK holder

刀柄配件
Holder accessories

GSK/DSK/ER-NUT

Clamping Nuts For GSK/DSK Collet Chuck
GSK/DSK 高速刀柄专用螺帽



型号 Specification	图示 Figure	D	H	L	T
GSK 6	A	19.5	-	21	M15.5x1.0P
10	A	27	-	24	M21.5x1.0P
16	A	40	-	31	M32x1.5P
20	A	48.5	-	33	M40x1.0P
25	A	55	-	37	M45x1.5P
DSK 6-A	B	20	18	21	M15.5x1.0P
10-A	B	27.5	25	24	M21.5x1.0P
16-M	C	40.5	-	31	M32x1.5P
20-M	C	48.5	-	33	M40x1.0P
25-M	C	55	-	37	M45x1.5P

Clamping Nut For ER Collet Chuck
ER 夹头螺帽



型号 Specification	图示 Figure	D	L	T
CNA- ER11	A	19	12.5	M14XP0.75
ER16	A	28	17.5	M22XP1.5
ER20	A	34	19	M25XP1.5
CNU- M/RD-ER25	B	42	20	M32XP1.5
M/RD-ER32	B	50	22.5	M40XP1.5
M/RD-ER40	B	63	25.5	M50XP1.5
CNM- ER11	C	16	12	M13XP0.75
ER16	C	22	18	M19XP1.0
ER20	C	28	19	M24XP1.0
ER25	C	35	20	M30XP1.0

WCPA/WGSK/TSK/ER-WRENCH

Wrench For HSK Coolant Pipe
HSK 冷却液导管扳手



型号 Specification	适用本体 Tool holder	重量 Weight
WCPA 40	HSK40	0.40
50	HSK50	0.50
63	HSK63	0.60
100	HSK100	0.60

Wrench For GSK Tool Holder
GSK 套筒专用扳手



型号 Specification	适用螺帽 Clamping nut	重量 Weight
WGSK 6	GSK6	0.30
10	GSK10	0.35
16	GSK16	0.40
20	GSK20	0.50
25	GSK25	0.55

Wrench For DSK Tool Holder
DSK 专用扳手



型号 Specification	适用螺帽 Clamping nut	重量 Weight
TSK 6-A	DSK6	0.10
10-A	DSK10	0.10
16-M	DSK16	0.20
20-M	DSK20	0.30
25-M	DSK25	0.40

Wrench For ER Tool Holder
ER 专用扳手



型号 Specification	适用螺帽 Clamping nut	重量 Weight
ER 16-A	CNA-ER16	0.10
20-A	CNA-ER20	0.10
11-M	CNM-ER11	0.20
16-M	CNM-ER16	0.20
20-M	CNM-ER20	0.20
25-M	CNM-ER25	0.20
25-UM.KM/RD	CNU-ER25	0.20
32-UM.KM/RD	CNU-ER32	0.20
40-UM.KM/RD	CNU-ER40	0.30


HPM/MLC/SPU/WDC-WRENCH

Wrench For Milling Chuck HPM
HPM 强力弹性套筒专用扳手



型号 Specification	适用本体 Tool holder	重量 Weight
WHPM 16	HPM16	0.40
20	HPM20	0.50
32	HPM32	0.60

Wrench For Tool Holder MLC/HPC
MLC/HPC 强力筒夹本体专用扳手



型号 Specification	适用本体 Tool holder	重量 Weight
SP-MLC 16	MLC16/HPC16	0.19
20	MLC20/HPC20	0.20
25	MLC25/HPC25	0.31
32	MLC32/HPC32	0.30
42	MLC42/HPC42	0.45

Wrench For Drill Chuck SPU
SPU 钻夹头专用扳手



型号 Specification	适用本体 Tool holder	重量 Weight
SP-SPU 8	SPU8	0.10
13	SPU13	0.12
16	SPU16	0.12

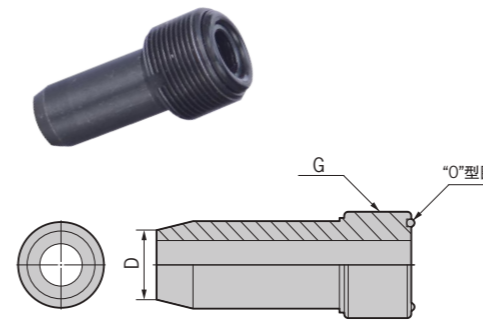
Wrench For DC Extender
DC 延长杆专用扳手



型号 Specification	适用本体 Tool holder	重量 Weight
WDC	DC	0.10

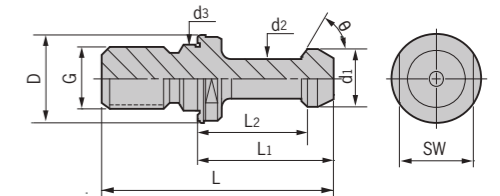
HSK-CPA/BT/SK-PULL STUD

HSK-CPA Coolant Pipe
HSK-CPA 填充管



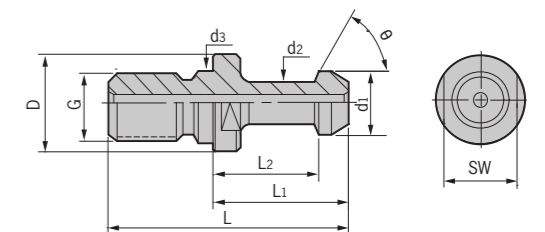
型号 Specification	D	G	扳手 Wrench
HSK 40-CPA	8	M12X1.0P	WCPA40
50-CPA	10	M16X1.0P	WCPA50
63-CPA	12	M18X1.0P	WCPA63
100-CPA	16	M24X1.5P	WCPA100

BT Pull Stud Without Hole
BT 螺栓拉头



型号 Specification	D	d1	d2	d3	L1	L2	L	θ	G	SW	重量 Weight
BT30- 45	16.5	11	7	12.5	23	18	43	45°	M12	13	0.03
60	16.5	11	7	12.5	23	18	43	60°	M12	13	0.03
BT40- 45	23	15	10	17	35	28	60	45°	M16	19	0.07
60	23	15	10	17	35	28	60	60°	M16	19	0.07
90	23	15	10	17	35	28	60	90°	M16	19	0.07
BT50- 45	38	23	17	25	45	35	85	45°	M24	30	0.25
60	38	23	17	25	45	35	85	60°	M24	30	0.25
90	38	23	17	25	45	35	85	90°	M24	30	0.25

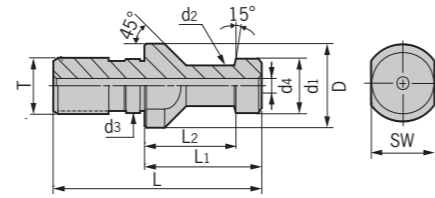
BT Pull Stud With Cooling Hole
BT螺栓出水拉头



型号 Specification	给水孔径 Coolant dia.	D	d1	d2	d3	L1	L2	L	θ	G	SW	重量 Weight
BT40- 45C	4	23	15	10	17	35	28	60	45°	M16	19	0.07
60C	4	23	15	10	17	35	28	60	60°	M16	19	0.07
90C	4	23	15	10	17	35	28	60	90°	M16	19	0.07
BT50- 45C	6	38	23	17	25	45	35	85	45°	M24	30	0.25
60C	6	38	23	17	25	45	35	85	60°	M24	30	0.25
90C	6	38	23	17	25	45	35	85	90°	M24	30	0.25

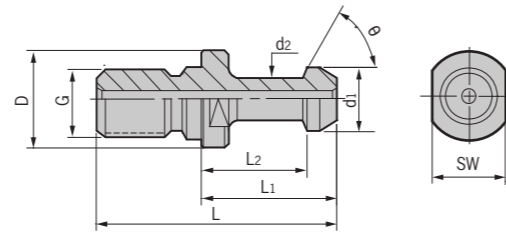
SK/CAT/MAZAK-PULL STUD

SK Pull Stud With Cooling Hole
SK 螺栓出水拉头



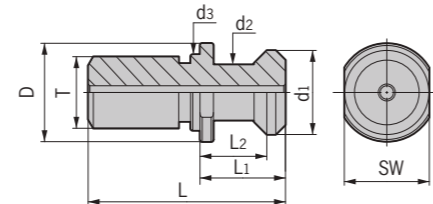
型号 Specification	D	d1	d2	d3	d4	L1	L2	L	SW	T	重量 Weight
SK- 30A	17	13	9	13	2.5	24	19	44	14	M12	0.03
40A	23	19	14	17	7	26	20	54	19	M16	0.05
50A	36	28	21	25	11.5	34	25	74	30	M24	0.30

CAT Pull Stud With Cooling Hole
CAT 螺栓出水拉头



型号 Specification	给水孔径 Coolant dia.	D	d1	d2	L1	L2	L	T	SW	重量 Weight
CAT40- 45UC	7.1	23.8	18.8	12.4	16.2	11.2	38.1	5/8"-11UNC	19.05	0.03
CAT50- 45UC	11.9	36.5	28.9	20.8	25.4	17.7	58.4	1"-8UNC	31.75	0.16

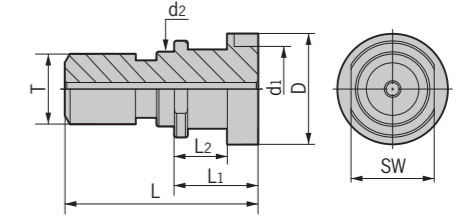
MAZAK Pull Stud
MAZAK 螺栓拉头



型号 Specification	D	d1	d2	d3	L	L1	L2	SW	T	重量 Weight
MAZAK- 40	22	18.8	12.45	17	44.1	19.1	14	19	M16	0.02
50	37	28.96	20.83	25	65.2	25.2	17.58	30	M24	0.10

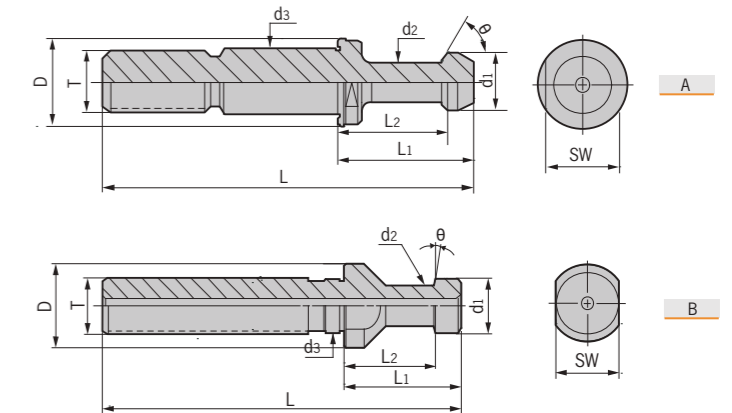
DIN2080/MTB-PULL STUD

DIN2080 Pull Stud
DIN2080 螺栓拉头



型号 Specification	D	d1	d2	L	L1	L2	SW	T	重量 Weight
DIN2080- 40	25	21.1	17	53	25	13.6	19	M16	0.06
50	39.3	32	25	65	25	13.35	30	M24	0.30

MTB Tension Screw
MTB 拉紧拉头



型号 Specification	图示 Figure	D	d1	d2	d3	L1	L2	L	θ	G	SW	重量 Weight
BT30- 45-MT2	A	16.5	11	7	12.5	23	18	105	45°	M10	13	0.07
BT40- 45-MT3	A	23	15	10	17	35	28	110	45°	M12	19	0.10
45-MT4	A	23	15	10	17	35	28	110	45°	M16	19	0.10
BT50- 45-MT5	A	38	23	17	25	45	35	165	45°	M20	30	0.65
SK30- 15-MT2	B	17	13	9	13	24	19	105	15°	M10	14	0.07
SK40- 15-MT3	B	23	19	14	17	26	20	103	15°	M12	19	0.10
15-MT4	B	23	19	14	17	26	20	113	15°	M16	19	0.10
SK50- 15-MT5	B	36	28	21	25	34	25	145	15°	M20	30	0.65

操作过程中的注意事项:

Operation Instruction for Hydraulic Chuck:

- 一: 给液压刀柄装入刀具前, 须清理安装孔内部, 去除孔内的水分、油分以及其他污垢; 这些因素会对夹持力造成负面影响, 甚至导致加工中的刀具滑落。
- 二: 确认被安装的刀具柄径公差在h6以内(参考h6公差表), 切勿安装柄部有平面或缺口的刀具(参考图B), 更禁止空锁, 这些都会导致安装孔变形过度而报废。

- 1: Please completely clean any dust rust or oil on the shank of tool, also the inner-bore of chuck. Otherwise it will have negtive effect for clamping, the worst can lead tool loosing during machining.
- 2: Cutting tool shank tolerance must be h6. With table here followed for reference. Any tool shank has defective surface or flat side is fobidden to use (Fig.B). Empty locking might cause irreversible damage to the chuck, for over curved.

h6公差表 / h6 tolerance table

精度等级 Grade	柄径 Φ (mm) Dia of Shank Φ mm						
h6	3~6	6.1~10	10.1~14	14.1~18	18.1~24	24.1~30	30.1~40
	0~-0.008	0~-0.009	0~-0.011	0~-0.011	0~-0.013	0~-0.013	0~-0.016

- 三: 给安装孔插入刀具时, 刀具柄部须紧贴孔底; 孔底有可调支撑螺丝(见图A③), 支撑螺丝上调极限8mm。
- 四: 操作T型扳手(见图A①)调节锁紧螺丝(见图A②)时, 从感受到阻尼开始遵循“锁紧圈数参考表”的圈数操作, 从而保障最佳锁紧力。

- 3: Please insert a cutting tool completely close to bottom of the inner bore of the chuck. At the bottom there is an adjustable support screw (Fig.A ③). The max is 8mm.
- 4: Operating with T-wrench (Fig.A ①). to adjust the clamping screw (Fig.A ②), pls according to therotation table, to ensure the best clamping force.

锁紧圈数参考表 / T-wrench rotation table


刀柄内径尺寸 Inner Bore Size	T型扳手锁紧圈数 T-wrench rotation Time to Complete clamping
6mm	1.5~2.0
8mm	2.0~2.5
10mm	2.5~3.0
12mm	3.0~3.5
14mm	3.5~4.0
16mm	3.5~4.0
18mm	4.0~4.5
20mm	4.5~5.0
25mm	3.0~3.5
32mm	3.5~4.0

使用过程中的注意事项:


Attention:

- 一: 此款液压刀柄适用于精加工, 高负荷切削会影响精度和夹持力方面的耐用度, 所以不建议用于粗加工。
- 二: 液压刀柄的正常工作温度在20~50℃(参考图C)。
- 三: 请勿将其他品牌配件应用于我司刀柄上, 以免造成不可预估的后果。
- 四: 请勿随意打开液压刀柄上的密封机构, 以免导致液压油渗漏失效。
- 五: 液压刀柄如果长时间闲置时, 请让锁紧螺丝保持松开状态。

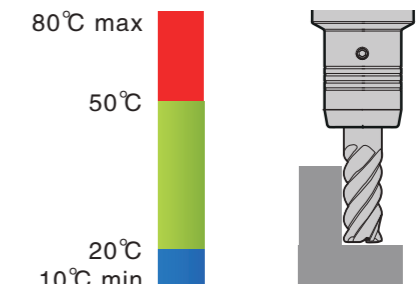
- 1: Hydraulic chuck is suitable for finishing. Rough maching will cause the short life of the chuck. And also will lead netive effects for precision and calmping.
- 2: The operating temperature should be keeping at 20~50℃ (Fig.C).
- 3: Don't use any accsories of other brand, to avoid any negtive effect.
- 4: The sealing system is fobidden to be opened up, it might cause the leaking of the oil.
- 5: Please maintain un-clamping condition for storage or without cutting tool.



图A/Fig.A



图B/Fig.B



图C/Fig.C

注意事项及使用说明:

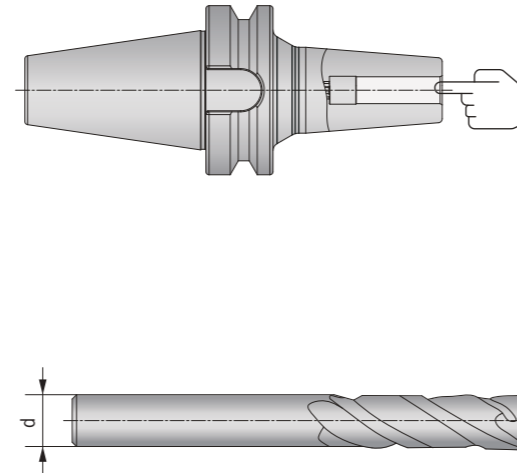
Operation And Notice:

一：给热装刀柄装入刀具前，须清理安装孔内部，去除孔内的水分、油分以及其他污垢；这些因素会对夹持力造成负面影响，甚至导致加工中的刀具滑落。

1: Before installing cutting tool into shrink fit holder, moisture, oil and other dirt in the hole should be removed completely. Otherwise they might have negative effect for clamping tool and even cause tool to fall during machining.

二：确认被安装的刀具柄径d公差在h6以内(参考h6公差表)，柄径超差会导致无法安装或夹紧力不足。

2: Cutting tool shank tolerance must be h6. Please refer to the following table. Unqualified shank tolerance would lead to insufficient clamping force or cutting tool is unable to install.

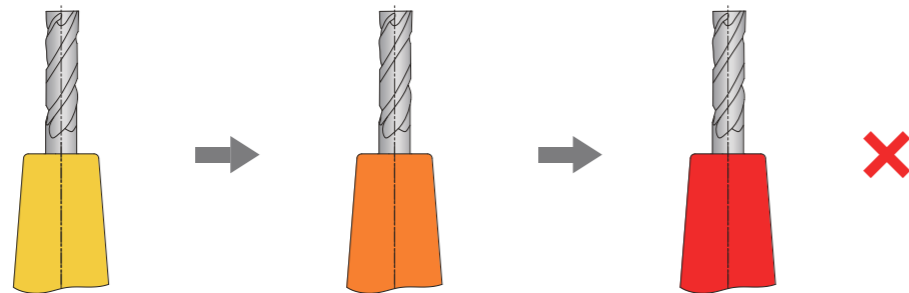


h6公差表 / h6 tolerance table

精度等级 Grade	dΦ (mm)						
h6	3~6	6.1~10	10.1~14	14.1~18	18.1~24	24.1~30	30.1~40
	0~-0.008	0~-0.009	0~-0.011	0~-0.011	0~-0.013	0~-0.013	0~-0.016

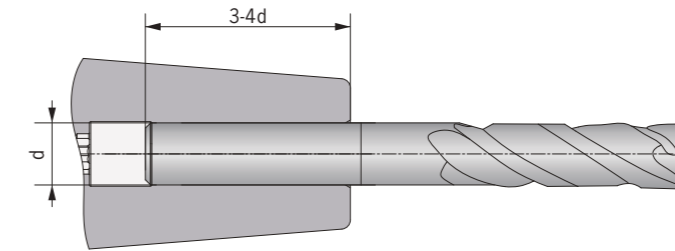
三：根据加热装置的推荐加热参数并结合热装刀柄的材料特性与壁厚，设定合适的加热参数，防止过度加热；如果出现装卸并未一次性成功，请务必将刀柄充分冷却后再调整加热参数二次装卸。

3: Setting appropriate heating parameters to prevent overheating according to recommendation of heating machine, material characteristics and wall thickness of shrink fit holder. If the installation fails at the first time, please make sure the shrink fit holder is sufficiently cooled before adjusting the heating parameters and second installation.



四：为保障夹紧力和精度，刀具装入热装刀柄安装孔内的有效长度请控制在3-4倍径，参考图示。

4: To keep clamping force and precision, the effective length of cutting tool into the mounting hole of shrink fit holder should be controlled within 3-4 times of the diameter, as shown in the figure.

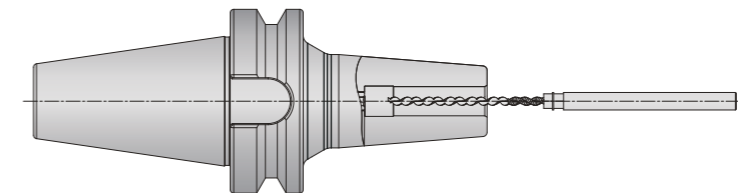


日常保养:

Routine Maintenance

一：请时常使用尼龙刷清理安装孔壁，可缓解积碳，延长热装刀柄使用年限。

1: Please clean the wall of mounting hole frequently by using nylon brush, which helps reduce carbon deposition and extend the service life of the shrink fit holder.



二：已使用的热装刀柄闲置时，请保持安装孔装有刀具，可避免安装孔氧化生锈。

2: Please keep mounting hole installed with cutting tool to avoid oxidation and rust when used shrink fit holder is idle.

SF-MACHINE

Shrink-Fit Principle
电磁诱导加热原理 (热胀冷缩)

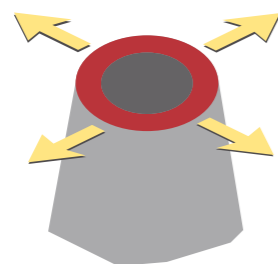
快速加热原理 / Heating

由加热器内之感应线圈，产生高频电磁波使刀杆感应电流而快速加热，使刀柄内孔扩张，提升换刀效率。
When the induction coils works with electricity, the shank of the tool holder which was placed into the coils heating system, is heated and expands.

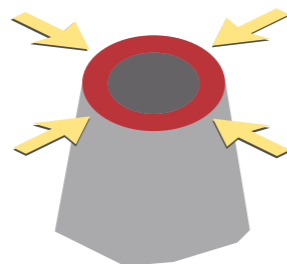
冷却原理 / Cooling

利用空压机之强制降温冷却，使刀杆能迅速到达常温状态。(冷却时间与空压机马力大小成反比)
Cooling with compressed air to room temperature. (Cooling time is inversely proportional to the power of air compressor)

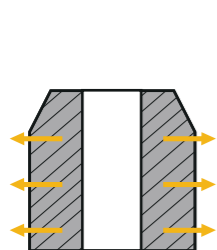
例：BT40-SF8-90



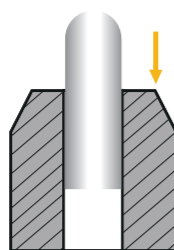
加热10-12秒
Heating Time:10-12"



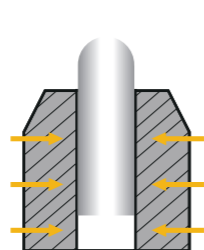
冷却120秒
Cooling Time:120"



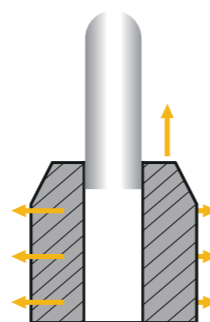
加热
Heating
将刀具置加热器内加热，
时间约20-24秒
Place tool holder in heating
machine 20-24s for heating



置入刀具
Inserting
将刀具置入加热膨
胀后的刀柄
Put the shank of the tool
into the expanded holder



固定夹持
Cooling
温度冷却收缩后的刀柄，
可稳固夹持刀具
Cool the holder
and clamp the tool



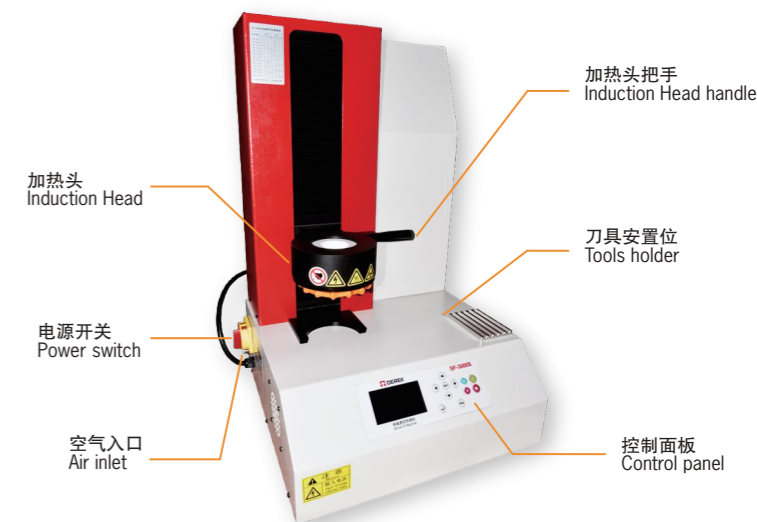
取出
Removing
刀柄在加热膨胀后，
可轻易取出刀具
Heat the holder
and remove the tool

操作便利安全 / User-Friendly With High Security

刀杆被加热至换刀温度后，约五秒后自动开启送风装置冷却刀杆，不必移动加热器，提高操作之安全性。
When the holder is heated to the temperature to remove the tool, the cooling system will be switched on automatically.
No bothering to remove the heater.

SF-MACHINE

Operating Inductions & Notice For SF-3500S
SF-3500S电磁感应热缩机简介及注意事项



合金钢/不锈钢
兼容
Achieved
Alloy & Stainless steel

5秒
刀具直径 6
Quick Change in 5S
For Tool Ø6

型号 Specification	加热时间 Heating Time	冷却方式 Cooling	输出电源 Voltage	瞬间输出最大功率 Power	适用刀具材质 Material of Tools	范围 Range	LxWxH (mm)	重量 Weight
SF-3500S	4-98"	风冷 Air Cooling	SINGLE-PHASE 220V/25A	4000W	钨钢 Carbide	Φ3-Φ32 mm	500x500x800	47KG

Induction Head 底座圆筒

型号
Specification

SFYT (标配 With)

用途：用于安放刀柄底座的基体
Base for different sizes of tools



Tool Holder Adapter 刀柄底座

型号
Specification

HSK 50-SF

63-BT40-SF

BT 30-SF (选配 For choice)

50-SF-H



注：以上五款任选一款作为标配
Remark: You can choose 1 from
above 5 styles as accessory

型号
Specification

AD-DSF (选配 For choice)

用途：用于固定不同规格的刀柄
For different sizes of holders



Clamp For Tools 铣刀弹簧卡片

型号
Specification

SFTH-4

SFTH-6

SFTH-8

SFTH-10

SFTH-12

SFTH-16

SFTH-120

用途：用于置入、取出刀具用，
并可设定刀具长度
For inserting and removing the cutting
tools from tool holder;
Setting either the overhang length or
insertion length of the cutting tool.



Clamp Ring 卡簧钳

型号
Specification

SFQZ (选配 For choice)

用途：用于铣刀弹簧卡片的夹持操作
Supporting holder during tool changes



加工中心刀柄
TOOL HOLDERS

可换刀柄
Adjustable chuck

SKH刀柄
SKH holder

BT刀柄
BT holder

SK刀柄
SK holder

刀柄配件
Holder accessories

加工中心刀柄
TOOL HOLDERS

可换刀柄
Adjustable chuck

SKH刀柄
SKH holder

BT刀柄
BT holder

SK刀柄
SK holder

刀柄配件
Holder accessories

DK-TOOL PRESETTER

DK Tool Presetter
DK 刀具设定仪

用途 / Functions

- 本仪器系集光、机、电于一体的刀具预调设备。主要用于量测镗床、数控加工中心等制造上所使用的镗铣类切削刀具之孔径及刀具之预调仪器。
- This tool pre-setter is optical, mechanical and electrical, used for measuring and pre-setting cutting tools for boring machine and machining centers.

特点 / Feature

- 仪器主轴为“锁定装置”设计，操作容易、便利；
- 主轴可依对不同规格之刀具来测量（BT50, BT40, BT30）而选择不同的转换套做转换；
- X、Y轴均采用光学尺装置来预示测量之数值；
- 仪器附有两组手动旋转装置。
- The spindle of this tool pre-setter is with Locking Design, user-friendly and convenient;
- The spindle could be used to measure different types (BT30, BT40, BT50) of tools with different adapters;
- X-axial and Y-axial measure size optically;
- This tool pre-setter is with two sets of spare parts for manual device.



型号 Specification	电源 Power	测量范围 Measuring range	数据解析度 Resolution	主轴锥度 Testing bar	外观尺寸 Dimension LxWxH(mm)	重量 Weight
DK-300	AC110V/220V 50HZ/60HZ	直径 (X向) 300mm 高度 (Z向) 30-400mm	X轴0.005mm Z轴0.005mm	BT50	860x560x990	102
DK-400	AC110V/220V 50HZ/60HZ	直径 (X向) 400mm 高度 (Z向) 30-400mm	X轴0.005mm Z轴0.005mm	BT50	930x600x950	108
DK-600	AC110V/220V 50HZ/60HZ	直径 (X向) 600mm 高度 (Z向) 30-600mm	X轴0.005mm Z轴0.005mm	BT50	1070x680x1050	125

Testing Bar 机床主轴跳动测试棒

型号 Specification	D	L	L ₁
BT/SK50-DZ40-260 (标配 With)	40	260	250
BT40-DZ40-250	40	250	240
BT30-DZ32-200	32	200	190
SK40-DZ40-250	40	250	240
SK30-DZ32-200 (选配) (For choice)	32	200	190
HSK100A-DZ50-260	50	260	225
HSK63A-DZ40-250	40	250	220
HSK50A-DZ32-200	32	200	170



Adapter 变径转换套

型号 Specification
BT/SK50- 30
40
BT/SK50- HSK50 (选配) (For choice)
HSK63
HSK100



DK-TOOL PRESETTER

Operations And Notice
注意事项及使用说明

A.为使本仪充分发挥功能，敬请详阅以下的操作说明，确保本仪器的准确性
Before operating, please read following points carefully:

- 检查木箱在运输中是否受损，并检查仪器外观是否良好；
- 拆箱后将地盘固定螺丝松脱，并锁上随机附送的调整螺丝；
- 请确保清洗防锈油，切记不可使用汽油、丙酮类溶剂。
- Check if the package is intact and presetter is in good condition;
- Unfasten the set screws, and fasten it with adjusting screws included in package;
- Clean with anti-rust oil. No gasoline, nor any solvent with acetone.

B.操作前请确认下列事项：
Checking the following points before operating:

- 松开X轴固定螺丝。（请参照本仪器上黄色贴纸）；
- 松开Z轴固定配重块螺丝。（请参考本仪器上黄色贴纸）；
- 检查润滑系统是否正常；
- 主轴务必确保清洁；
- 测试棒擦拭干净。
- 上述4.5两项于每次操作前必须彻底清洁，使用后请保持防锈及清洁杂物、灰尘、铁屑等。
- Unfasten the set screw on X axis (See yellow pasters on this equipment);
- Unfasten the set screw on Z axis (See yellow pasters on this equipment);
- Check the lubrication system;
- Clean the spindle;
- Clean the test bar;
- Before every operation, Procedures 4 and 5 aforementioned shall be done.

C.操作中注意事项：
Notices:

- 本仪器Z轴升降时为手动快速移位装置；
- 操作Z轴快速移位时请勿大力拉扯，请将把手往内压下，在移至接近刀具时，再使用微调手轴；
- 量测刀具时请以刀背接触测头，避免损坏测头及量表。
- Move the Z-axis with one hand;
- No pulling nor pushing Z-axis brutally; Please push the Z-axis gently approaching the tool and then micro adjust with one hand;
- Please don't touch probe with the cutting edge to avoid any damage to probe and meter.


Instructions 使用说明

A X轴归零“0”：
Return X-axis to Zero:

- 请同时拭擦清洁主轴及测试棒；
- 将Z轴(升降)百分表架，向顺时针方向移90度，以免X轴归“0”时撞击测试棒；
- 将X轴量表测头调至接触测试棒，使量表指针向顺时针方向接触第一个0的位置；
- 将X轴显示数据设定为举测试棒半径尺寸相同之数字，即完成归0。
- Clean the spindle and test bar;
- Move Z-axis to an angle of 90 in clock-wise direction, to avoid the bump between test bar and X-axis;
- Adjust the probe of X-axis to the test bar and make indicator touch the “0” in clock-wise direction;
- Set the display data of X-axial same as the radius of testing bar, which means it is ready for testing.

B.量测程序：
Measuring procedures:

- 测试棒之归“0”动作务必落实、确定；
- 将刀具置入主轴，并用锁紧螺帽固定住；
- 旋转主轴，使刀具之刀尖接触到X轴测头，让量表指针转至第一个0的位置；
- 于显示器上设定刀具所需之尺寸，X轴请输入半径值，此时即完成刀具预调值；
- 取下刀具时，请以逆时针方向松脱主固定螺帽。
- Make sure X-axis to Zero;
- Lock the tool with set screw on Z-axis;
- Move the spindle and make the cutting edge touch the probe of X-axis. Indicator points to the first Zero position;
- Set the required sizes of tools and the value of radius on X-axis;
- Unfasten the locking nut anti-clock-wisely and dismantle the tool.



DEREK

DEREK